



Chipsmall Limited consists of a professional team with an average of over 10 year of expertise in the distribution of electronic components. Based in Hongkong, we have already established firm and mutual-benefit business relationships with customers from,Europe,America and south Asia,supplying obsolete and hard-to-find components to meet their specific needs.

With the principle of "Quality Parts,Customers Priority,Honest Operation,and Considerate Service",our business mainly focus on the distribution of electronic components. Line cards we deal with include Microchip,ALPS,ROHM,Xilinx,Pulse,ON,Everlight and Freescale. Main products comprise IC,Modules,Potentiometer,IC Socket,Relay,Connector.Our parts cover such applications as commercial,industrial, and automotives areas.

We are looking forward to setting up business relationship with you and hope to provide you with the best service and solution. Let us make a better world for our industry!



Contact us

Tel: +86-755-8981 8866 Fax: +86-755-8427 6832

Email & Skype: info@chipsmall.com Web: www.chipsmall.com

Address: A1208, Overseas Decoration Building, #122 Zhenhua RD., Futian, Shenzhen, China





■ Features :

- Charger for lead-acid batteries (flooded, Gel and AGM) and Li-ion batteries (lithium iron and lithium manganese) (Note.1)
- 2 stage charging characteristic
- Universal AC input / Full range
- Built-in active PFC function, PF>0.95
- 3 pole AC inlet IEC320-C14
- Class I power (with earth pin)
- Protections: Short circuit / Over voltage / Over temperature
- Fanless design, cooling by free air convection
- Fully enclosed plastic case
- No load power consumption<1W
- 2 color LED indicator for charging status
- Approvals : UL / CUL / TUV / EAC / CB / FCC / CE
- 2 years warranty

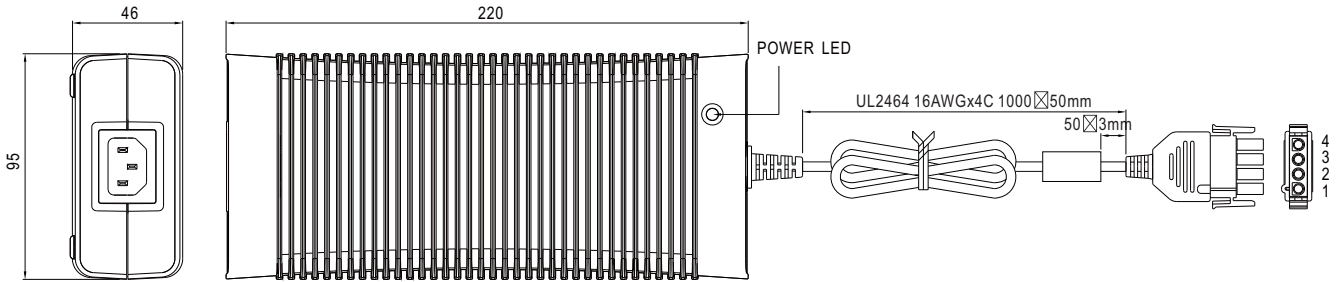


SPECIFICATION

ORDER NO.	GC330A36-C4P	GC330A48-C4P	
OUTPUT	SAFETY MODEL NO.	GC330A36	GC330A48
	DC VOLTAGE (Typ.)	40.8V	54.4V
	RECOMMENDED BATTERY CAPACITY <small>Note.3</small>	20 ~ 65Ah	20 ~ 65Ah
	PEAK CURRENT(Typ.) <small>Note 5</small>	8A	6A
	CONTINUOUS OUTPUT CURRENT (Typ.) <small>Note 6</small>	6.4A	4.8A
	OUTPUT POWER RANGE	261.1 ~ 326.4W	261.1 ~ 326.4W
	LED INDICATOR	Charging(CC) : RED Floating charging(CV) : GREEN	
INPUT	VOLTAGE RANGE <small>Note.4</small>	90 ~ 264VAC 127 ~ 370VDC	
	FREQUENCY RANGE	47 ~ 63Hz	
	POWER FACTOR (Typ.)	PF>0.95 / 230VAC PF>0.98 / 115VAC at full load	
	EFFICIENCY (Typ.)	93.5%	93.5%
	AC CURRENT (Typ.)	4A / 115VAC 2A / 230VAC	
	INRUSH CURRENT (max.)	120A / 230VAC	
	LEAKAGE CURRENT(max.)	1.5mA / 240VAC	
PROTECTION	SHORT CIRCUIT	Protection type : Hiccup mode, recovers automatically after fault condition is removed	
	OVER VOLTAGE	105 ~ 135% rated output voltage Protection type : Shut down o/p voltage, re-power on to recover	
	OVER TEMPERATURE	100°C ± 10°C (RTH2) Protection type : Shut down o/p voltage, re-power on to recover	
ENVIRONMENT	WORKING TEMP.	-30 ~ +60°C (Refer to "Derating Curve")	
	WORKING HUMIDITY	20% ~ 90% RH non-condensing	
	STORAGE TEMP., HUMIDITY	-40 ~ +85°C, 10 ~ 95% RH	
	TEMP. COEFFICIENT	±0.03% / °C (0~40°C)	
	VIBRATION	10 ~ 500Hz, 2G 10min./1cycle, period for 60min. each along X, Y, Z axes	
SAFETY & EMC (Note. 7)	SAFETY STANDARDS	UL60950-1, TUV EN60950-1, EAC TP TC 004 approved	
	WITHSTAND VOLTAGE	I/P-O/P: 3KVAC	
	ISOLATION RESISTANCE	I/P-O/P:100M Ohms / 500VDC / 25°C / 70% RH	
	EMC EMISSION	Compliance to EN55032 class B, EN61000-3-2,3, FCC PART 15 / CISPR22 class B, CAN ICES-3(B)-NMB-(B), EAC TP TC 020	
OTHERS	EMC IMMUNITY	Compliance to EN61000-4-2,3,4,5,6,8,11, light industry level, criteria A, EAC TP TC 020	
	MTBF	209.4Khrs min. MIL-HDBK-217F(25°C)	
	DIMENSION	220*95*46mm (L*W*H)	
CONNECTOR	PACKING	1.25Kg; 12pcs/16Kg/1.27CUFT	
	PLUG	See page 2	
CABLE	CABLE	See page 2	
	NOTE	<ol style="list-style-type: none"> 1. Modification for charger specification may be required for different battery specification. Please contact battery vendor and MEAN WELL for details. 2. All parameters NOT specially mentioned are measured at 230VAC input, rated load and 25°C of ambient temperature. 3. This is MeanWell's suggested range, please consult your battery manufacturer for their suggestions about maximum charging current limitation. 4. Derating may be needed under low input voltage. Please check the derating curve for more details. 5. Test condition is at 25°C the charging current vary with the ambient and components temperature. The lower temperature, the higher charging current. 6. Maximum charging current will be in the range of 85~110% rated output current. 7. The power supply is considered as an independent unit, but the final equipment still need to re-confirm that whole system complies with the EMC directives. 8. The ambient temperature derating of 3.5°C/1000m with fanless models and of 5°C/1000m with fan models for operating altitude higher than 2000m(6500ft). 	

■ Mechanical Specification

Case No. GS280A Unit:mm



■ Plug Assignment

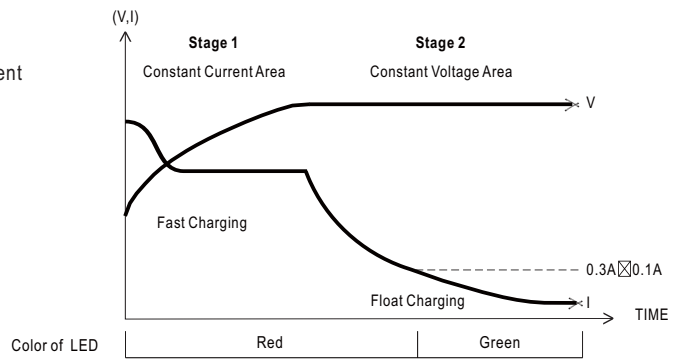
Standard male plug(power supply side): AMP 1-480702-0 equivalent

C4P		
	PIN NO.	OUTPUT
4	1,2	+V
3	3,4	-V
2		
1		

-V connected to AC FG

Female plug(customer side, not provide with the power supply):
AMP 1-480703-0 equivalent

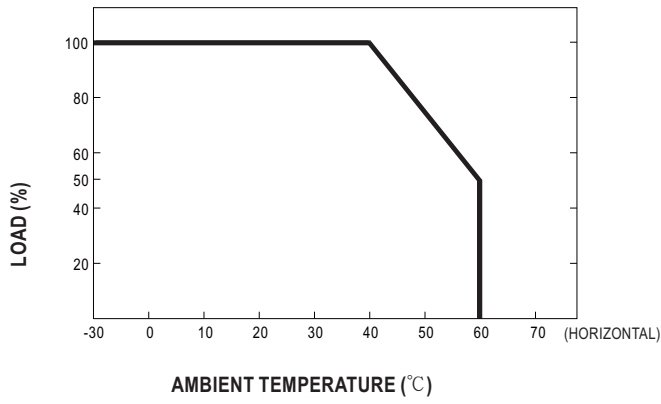
■ Charging Curve



Model	Suggested Battery capacity
GC330A36	20-65Ah
GC330A48	20-65Ah

Suitable for lead-acid batteries (flooded, Gel and AGM) and Li-ion batteries (lithium iron and lithium manganese)

■ Derating Curve



■ Static Characteristics

