



Chipsmall Limited consists of a professional team with an average of over 10 year of expertise in the distribution of electronic components. Based in Hongkong, we have already established firm and mutual-benefit business relationships with customers from,Europe,America and south Asia,supplying obsolete and hard-to-find components to meet their specific needs.

With the principle of “Quality Parts,Customers Priority,Honest Operation,and Considerate Service”,our business mainly focus on the distribution of electronic components. Line cards we deal with include Microchip,ALPS,ROHM,Xilinx,Pulse,ON,Everlight and Freescale. Main products comprise IC,Modules,Potentiometer,IC Socket,Relay,Connector.Our parts cover such applications as commercial,industrial, and automotives areas.

We are looking forward to setting up business relationship with you and hope to provide you with the best service and solution. Let us make a better world for our industry!



Contact us

Tel: +86-755-8981 8866 Fax: +86-755-8427 6832

Email & Skype: info@chipsmall.com Web: www.chipsmall.com

Address: A1208, Overseas Decoration Building, #122 Zhenhua RD., Futian, Shenzhen, China

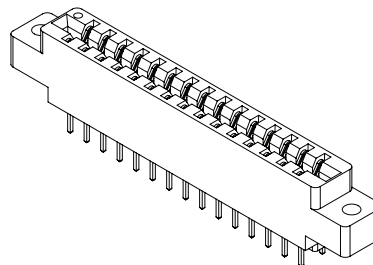




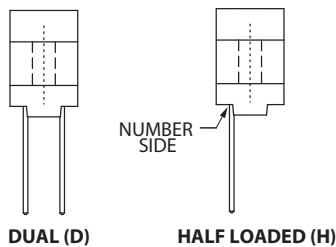
.156" [3.96 mm] Contact Centers, .610" [15.49 mm] Insulator Height, Dip Solder/Wire Wrap/Right Angle/Card Extender

SPECIFICATIONS

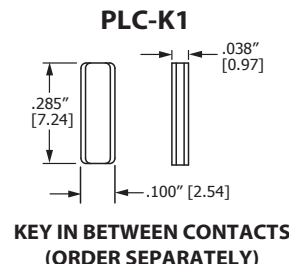
- Accommodates .062" ± .008" [1.57 mm ± 0.20 mm] PC board
(See following pages for .093" ± .008" [2.36 mm ± 0.20 mm] and .125" ± .008" [3.18 mm ± 0.20 mm] mating PCB)
- PBT, PPS or PA9T insulator
- Molded-in key available
- 3 Amps current rating for one contact energized
- 30 milli Ohms maximum at rated current
- UL Flammability Rating: 94V-0



READOUT



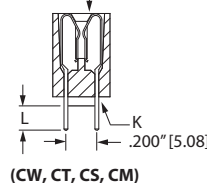
POLARIZING KEY



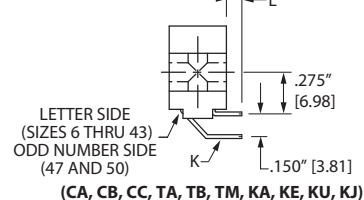
TERMINATION TYPE

HAIRPIN BELLOWS	TERMINATION TYPE	POST CROSS SECTION K	POST LENGTH L .025" [0.64]	FITS MIN. HOLE SIZE
CW	DIP SOLDER	.015" X .025" [0.38 X 0.64]	.125" [3.18]	.035" [0.89]
CT	DIP SOLDER	.015" X .025" [0.38 X 0.64]	.170" [4.32]	.035" [0.89]
CS	DIP SOLDER	.025" [0.64] SQUARE	.160" [4.06]	.040" [1.02]
CM	WIRE WRAP	.025" [0.64] SQUARE	.560" [14.20]	.040" [1.02]
CA	RIGHT ANGLE	.025" [0.64] SQUARE	.100" [2.54]	.043" [1.09]
CB	RIGHT ANGLE	.025" [0.64] SQUARE	.180" [4.57]	.043" [1.09]
CC	RIGHT ANGLE	.025" [0.64] SQUARE	.250" [6.35]	.043" [1.09]

HAIRPIN BELLOWS

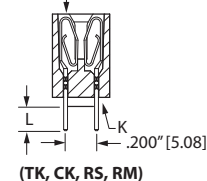


RIGHT ANGLE

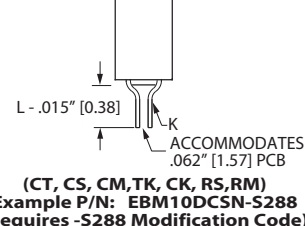


LOOP BELLOWS	TERMINATION TYPE	POST CROSS SECTION K	POST LENGTH L .025" [0.64]	FITS MIN. HOLE SIZE
TK,CK	DIP SOLDER	.025" [0.64] ROUND	.190" [4.83]	.033" [0.84]
RS	DIP SOLDER	.025" [0.64] SQUARE	.190" [4.83]	.040" [1.02]
RM	WIRE WRAP	.025" [0.64] SQUARE	.560" [14.20]	.040" [1.02]
TA	RIGHT ANGLE	.025" [0.64] SQUARE	.100" [2.54]	.043" [1.09]
TB	RIGHT ANGLE	.025" [0.64] SQUARE	.180" [4.57]	.043" [1.09]
TM	RIGHT ANGLE	.025" [0.64] SQUARE	.250" [6.35]	.043" [1.09]

LOOP BELLOWS

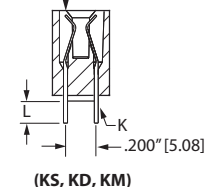


HAIRPIN or LOOP CARD EXTENDER

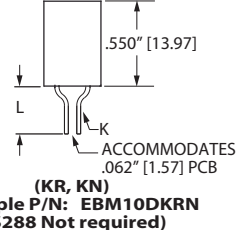


CANTILEVER	TERMINATION TYPE	POST CROSS SECTION K	POST LENGTH L .025" [0.64]	FITS MIN. HOLE SIZE
KS	DIP SOLDER	.025" [0.64] SQUARE	.190" [4.83]	.040" [1.02]
KD	DIP SOLDER	.025" [0.64] SQUARE	.160" [4.06]	.043" [1.09]
KM	WIRE WRAP	.025" [0.64] SQUARE	.560" [14.20]	.040" [1.02]
*KA	RIGHT ANGLE	.025" [0.64] SQUARE	.100" [2.54]	.043" [1.09]
*KE	RIGHT ANGLE	.025" [0.64] SQUARE	.180" [4.57]	.043" [1.09]
*KU	RIGHT ANGLE	.025" [0.64] SQUARE	.250" [6.35]	.043" [1.09]
*KJ	RIGHT ANGLE	.025" [0.64] SQUARE	.500" [12.70]	.043" [1.09]
*KR	CARD EXTENDER	.025" [0.64] SQUARE	.235" [5.97]	N/A
*KN	CARD EXTENDER	.025" [0.64] SQUARE	.605" [15.37]	N/A

CANTILEVER

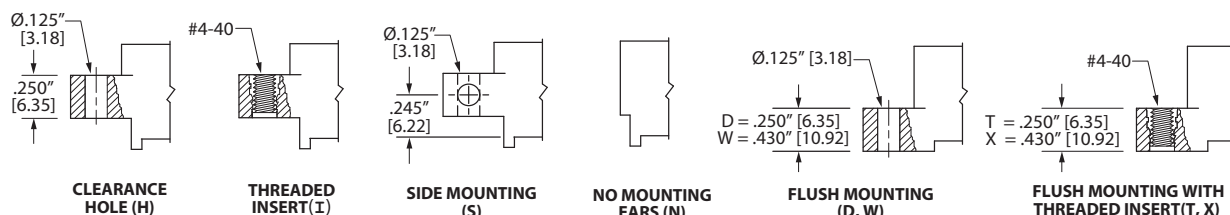


CANTILEVER CARD EXTENDER



* KA, KE, KJ, KR, KN have no standoffs, unless requested.

MOUNTING STYLE





.156" [3.96 mm] Contact Centers, .610" [15.49 mm] Insulator Height, Dip Solder/Wire Wrap/Right Angle/Card Extender

PART NUMBER OPTIONS

MATERIALS (INSULATOR/CONTACT)

- E = PBT/Phosphor Bronze (Standard)
 - R = PPS/Phosphor Bronze
 - G = PA9T/Phosphor Bronze
 - H = PBT/ Beryllium Copper
 - A = PPS/Beryllium Copper
 - J = PA9T/Beryllium Copper
- (Consult factory for other materials.)
Refer to Page 7 for Operating/Processing Temperatures

CONTACT FINISH - RoHS Compliant

All platings are Lead Free and have .000050" Nickel underplate

Contact Surface	Termination
B = .000010" Gold	.000100" Pure Tin, Matte
C = .000030" Gold	.000100" Pure Tin, Matte
G = .000010" Gold	.000005" Gold
Y = .000030" Gold	.000005" Gold
Contact Surface	Overall Plating
S = .000010" Gold	.000010" Gold
M = .000030" Gold	.000010" Gold
E = .000100" Pure Tin, Matte	.000100" Pure Tin, Matte

CONTACT CENTERS

M = .156" [3.96 mm]

NUMBER OF CONTACT POSITIONS

See Chart Below

READOUT (Opposite Page)

- D = Dual
- H = Half Loaded

E B M 43 D CM H - Sxxx

MODIFICATION CODE (Consult Factory)

OMIT FOR STANDARD

- S189 = .200" [5.08 mm] Row Spacing on Right Angle
 - S288* = Card Extender Accepts .062" [1.57 mm] PCB
- * Not Required on KR or KN Terminations

MOUNTING STYLE (Opposite Page)

- H = Clearance Holes
- I = Threaded Inserts
- S = Side Mounting
- N = No Mounting
- D, W = Flush Mounting
- T, X = Flush Mounting With Threaded Inserts

TERMINATION TYPE (Opposite Page)

Hairpin Bellows -

Available with B or C plating and Phosphor Bronze Only

- CS = .025" [0.64 mm] Square Dip Solder
- CM = .025" [0.64 mm] Square Wire Wrap
- CA, CB, CC = .025" [0.64 mm] Square Right Angle
- CW, CT = .015" X .025" [0.38 mm X 0.64 mm] Dip Solder

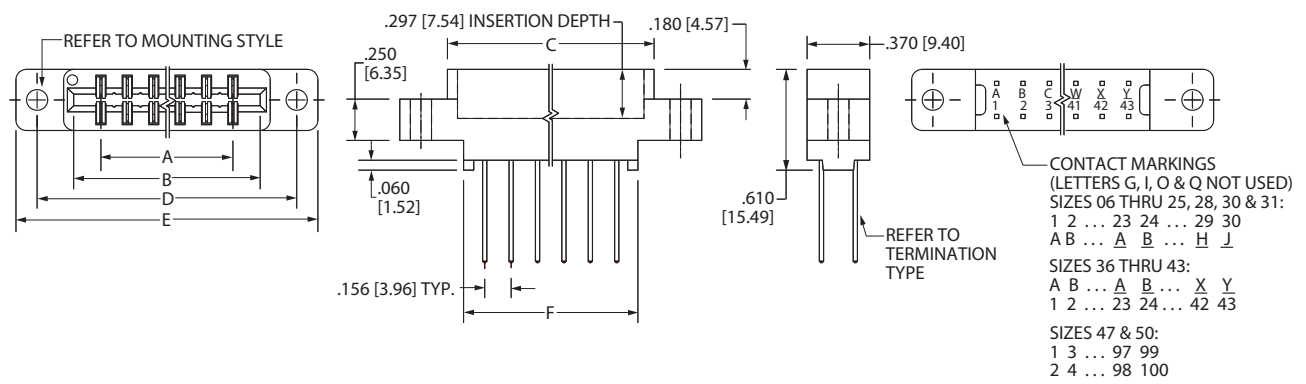
Loop Bellows

- RS = .025" [0.64 mm] Square Dip Solder
- CK, TK = .025" [0.64 mm] Round Dip Solder
- RM = .025" [0.64 mm] Square Wire Wrap
- TA, TB, TM = .025" [0.64 mm] Square Right Angle

Cantilever Bellows - Available in Y, B, or C Contact Finish Only

- KS, KD = .025" [0.64 mm] Square Dip Solder
- KM = .025" [0.64 mm] Square Wire Wrap
- KA, KE, KU, KJ = .025" [0.64 mm] Square Right Angle
- KR, KN = .025" [0.64 mm] Square Card Extender

DIMENSIONS Dimensions in [] are in millimeters, all others are in inches.



Tolerances on non-critical dimensions may vary slightly due to shrinkage differential per insulator material; Consult factory.

POSITIONS/ CONTACTS	INCHES						MILLIMETERS					
	A±.008	B±.008	C±.015	D±.010	E±.020	F±.015	A±0.20	B±0.20	C±0.38	D±0.25	E±0.51	F±0.38
06/12	0.780	1.102	1.221	1.534	1.784	1.030	19.81	27.99	31.01	38.96	45.31	26.16
08/16	1.092	1.414	1.533	1.846	2.096	1.342	27.74	35.92	38.94	46.89	53.24	34.09
10/20	1.404	1.726	1.845	2.158	2.408	1.654	35.66	43.84	46.86	54.81	61.16	42.01
12/24	1.716	2.038	2.157	2.470	2.720	1.966	43.59	51.77	54.79	62.74	69.09	49.94
15/30	2.184	2.506	2.625	2.938	3.188	2.434	55.47	63.65	66.68	74.63	80.98	61.82
18/36	2.652	2.974	3.093	3.406	3.656	2.902	67.36	75.54	78.56	86.51	92.86	73.71
20/40*	2.964	3.286	3.405	3.718	3.968	3.214	75.29	83.46	86.49	94.44	100.79	81.64
22/44	3.276	3.598	3.717	4.030	4.280	3.526	83.21	91.39	94.41	102.36	108.71	89.56
24/48	3.588	3.910	4.029	4.342	4.592	3.838	91.14	99.31	102.34	110.29	116.64	97.49
25/50	3.744	4.066	4.185	4.498	4.748	3.994	95.10	103.28	106.30	114.25	120.60	101.45
28/56	4.212	4.534	4.653	4.966	5.216	4.462	106.98	115.16	118.19	126.14	132.49	113.33
30/60	4.524	4.846	4.965	5.278	5.528	4.774	114.91	123.09	126.11	134.06	140.41	121.26
31/62	4.680	5.002	5.121	5.434	5.684	4.930	118.87	127.05	130.07	138.02	144.37	125.22
36/72	5.460	5.782	5.901	6.214	6.464	5.710	138.68	146.86	149.89	157.84	164.19	145.03
40/80	6.084	6.406	6.525	6.838	7.088	6.334	154.53	162.71	165.74	173.69	180.04	160.88
43/86	6.552	6.874	6.993	7.306	7.556	6.802	166.42	174.60	177.62	185.57	191.92	172.77
47/94	7.176	7.498	7.617	7.930	8.180	7.426	182.27	190.45	193.47	201.42	207.77	188.62
50/100	7.644	7.966	8.085	8.398	8.648	7.894	194.16	202.34	205.36	213.31	219.66	200.51

* Consult factory for availability.