



Chipsmall Limited consists of a professional team with an average of over 10 year of expertise in the distribution of electronic components. Based in Hongkong, we have already established firm and mutual-benefit business relationships with customers from,Europe,America and south Asia,supplying obsolete and hard-to-find components to meet their specific needs.

With the principle of “Quality Parts,Customers Priority,Honest Operation,and Considerate Service”,our business mainly focus on the distribution of electronic components. Line cards we deal with include Microchip,ALPS,ROHM,Xilinx,Pulse,ON,Everlight and Freescale. Main products comprise IC,Modules,Potentiometer,IC Socket,Relay,Connector.Our parts cover such applications as commercial,industrial, and automotives areas.

We are looking forward to setting up business relationship with you and hope to provide you with the best service and solution. Let us make a better world for our industry!



## Contact us

Tel: +86-755-8981 8866 Fax: +86-755-8427 6832

Email & Skype: info@chipsmall.com Web: www.chipsmall.com

Address: A1208, Overseas Decoration Building, #122 Zhenhua RD., Futian, Shenzhen, China





# 4D SYSTEMS

*TURNING TECHNOLOGY INTO ART*

## *gen4* Programming Adaptor For all gen4 sizes (Picaso and Diablo16)

gen4-PA

DATASHEET

Document Date: 29<sup>th</sup> January 2016

Document Revision: 1.0

# Contents

---

1. Description .....	3
2. Example Hardware Connections .....	4
3. Legal Notice .....	5
4. Contact Information .....	5

1. Description



This datasheet covers the gen4-PA (Programming Adaptor) which is compatible with all of the gen4 range of Intelligent Display modules which feature Picaso or Diablo16 graphics processors. It is included in the Starter Kit (SK) packs, and is a quick and easy way to interface and program the gen4 range, without having to break out the signals from the 30-way FFC cable.

The gen4-PA is a programming adaptor for the gen4 display module that also breaks out the signals found on the 30-way FFC cable coming from your gen4 display module. These signals are available via 2.54mm pitch (0.1") pads around the edge of the gen4-PA. It also groups the common 5-way signals found on other 4D Systems products (and the gen4-IB), for easy interface to other products such as our -AR and -PI kits for the Arduino and Raspberry Pi.

The gen4-PA replaces the need for a separate standard programmer, such as the uUSB-PA5 or 4D Programming Cable. The gen4-PA has the circuitry found on the uUSB-PA5-II built into it, and features a microUSB jack, for connection to your PC. Cable is not included with the gen4-PA or in our Starter Kits.

The gen4-PA can be used for programming gen4 display modules, interfacing to a breadboard for prototyping, interfacing to Arduino and Raspberry Pi interfaces (see gen4 -AR and -PI kits), or for interfacing to virtually any host.

The pinout naming, shown on the back of the gen4-PA has been generalised to GPIOx naming, as the gen4-PA can be used with both Picaso and Diablo16 gen4 products, and the naming of GPIO is different for these. Please refer to the following table.



GEN4-PA	DIABLO16	PICASO
GPIO1	PA3	IO1
GPIO2	PA2	IO2
GPIO3	PA1	IO3
GPIO4	PA0	IO4
GPIO5	PA9	BUS5
GPIO6	PA8	BUS4
GPIO7	PA7	BUS3
GPIO8	PA6	BUS2
GPIO9	PA5	BUS1
GPIO10	PA4	BUS0
GPIO11	PA10	BUS6
GPIO12	PA11	BUS7
GPIO13	PA12	IO5
GPIO14	PA13	RX1
GPIO15	PA14	TX1
GPIO16	PA15	I2C_SCL
GPIO17	N/C	I2C_SDA

The gen4-PA utilises the Silicon Labs CP2104 USB to Serial Bridge IC. More information about this can be found from the Silicon Labs website. A link to the driver is available on our website.

- USB 2.0 compliant Full Speed 12Mbps maximum speed.
- Hardware or Xon/Xoff handshaking supported, 300bps to 2Mbps
- UART supports 5, 6, 7, 8 data bits, 1, 1.5, 2 stop bits, odd/even/mark/space and no parity
- Supports Windows 2000 and above, MAC (OSX-8 and above) and Linux (2.4 kernel and above)
- USB powered
- -40 to +85 degrees Celsius temp range

## 2. Example Hardware Connections

The following pictures illustrate how to connect the gen4-PA to various hardware. Note, the display module illustrated below is the gen4-uLCD-32DT.




Figure 1. Typical connection of gen4 display module to gen4-PA with USB cable (not included)




Figure 2. gen4 display, connected to the gen4-PA, and 5-way cable connecting to the Arduino Adaptor Shield.

When connecting another device (such as an Arduino) to the 5-way interface pins on the gen4-PA, this is utilising UART0 on the gen4 display which is also used by the USB controller to program the gen4 display module. Each time you program to the display module, the 5-way cable needs to be disconnected so the serial UART will not have conflicts and fail. Alternatively, separately wiring to other GPIO pins on the gen4-PA to utilise the UART1/2/3 (as is available on selected gen4 display modules) will allow this conflict to be avoided, due to utilising a separate UART. Adjustments to the settings in Workshop4 to utilise comms to a different UART is required.

### 3. Legal Notice

#### Proprietary Information

The information contained in this document is the property of 4D Systems Pty. Ltd. and may be the subject of patents pending or granted, and must not be copied or disclosed without prior written permission.

4D Systems endeavours to ensure that the information in this document is correct and fairly stated but does not accept liability for any error or omission. The development of 4D Systems products and services is continuous and published information may not be up to date. It is important to check the current position with 4D Systems. 4D Systems reserves the right to modify, update or make changes to Specifications or written material without prior notice at any time.

All trademarks belong to their respective owners and are recognised and acknowledged.

#### Disclaimer of Warranties & Limitation of Liability

4D Systems makes no warranty, either expressed or implied with respect to any product, and specifically disclaims all other warranties, including, without limitation, warranties for merchantability, non-infringement and fitness for any particular purpose.

Information contained in this publication regarding device applications and the like is provided only for your convenience and may be superseded by updates. It is your responsibility to ensure that your application meets with your specifications.

Images and graphics used throughout this document are for illustrative purposes only. All images and graphics used are possible to be displayed on the 4D Systems range of products, however the quality may vary.

In no event shall 4D Systems be liable to the buyer or to any third party for any indirect, incidental, special, consequential, punitive or exemplary damages (including without limitation lost profits, lost savings, or loss of business opportunity) arising out of or relating to any product or service provided or to be provided by 4D Systems, or the use or inability to use the same, even if 4D Systems has been advised of the possibility of such damages.

4D Systems products are not fault tolerant nor designed, manufactured or intended for use or resale as on line control equipment in hazardous environments requiring fail – safe performance, such as in the operation of nuclear facilities, aircraft navigation or communication systems, air traffic control, direct life support machines or weapons systems in which the failure of the product could lead directly to death, personal injury or severe physical or environmental damage ('High Risk Activities'). 4D Systems and its suppliers specifically disclaim any expressed or implied warranty of fitness for High Risk Activities.

Use of 4D Systems' products and devices in 'High Risk Activities' and in any other application is entirely at the buyer's risk, and the buyer agrees to defend, indemnify and hold harmless 4D Systems from any and all damages, claims, suits, or expenses resulting from such use. No licenses are conveyed, implicitly or otherwise, under any 4D Systems intellectual property rights.

### 4. Contact Information

For Technical Support: [www.4dsystems.com.au/support](http://www.4dsystems.com.au/support)

For Sales Support: [sales@4dsystems.com.au](mailto:sales@4dsystems.com.au)

Website: [www.4dsystems.com.au](http://www.4dsystems.com.au)

Copyright 4D Systems Pty. Ltd. 2000-2016.