



Chipsmall Limited consists of a professional team with an average of over 10 year of expertise in the distribution of electronic components. Based in Hongkong, we have already established firm and mutual-benefit business relationships with customers from,Europe,America and south Asia,supplying obsolete and hard-to-find components to meet their specific needs.

With the principle of “Quality Parts,Customers Priority,Honest Operation,and Considerate Service”,our business mainly focus on the distribution of electronic components. Line cards we deal with include Microchip,ALPS,ROHM,Xilinx,Pulse,ON,Everlight and Freescale. Main products comprise IC,Modules,Potentiometer,IC Socket,Relay,Connector.Our parts cover such applications as commercial,industrial, and automotives areas.

We are looking forward to setting up business relationship with you and hope to provide you with the best service and solution. Let us make a better world for our industry!



Contact us

Tel: +86-755-8981 8866 Fax: +86-755-8427 6832

Email & Skype: info@chipsmall.com Web: www.chipsmall.com

Address: A1208, Overseas Decoration Building, #122 Zhenhua RD., Futian, Shenzhen, China



NVIDIA GT710 2048MB DDR3 PCIe® ADD-IN BOARD

Datasheet

ADVANTECH Model: GFX-NG710L16-3C

MPN numbers : 1A1-E000770ADP



CONTENTS

1.	Feature	3
2.	Functional Overview	4
2.1.	GPU Block diagram	4
2.2.	KEY FEATURES.....	5
2.3.	Memory	5
2.4.	Features and Technologies	5
2.5.	Display Support	5
2.6.	Digital Audio	5
2.7.	Video	6
3.	PIN Assignment and Description	7
3.1.	DVI-D Connector Pinout	7
3.2.	HDMI Connector Pinout	7
3.3.	VGA Connector Pinout	8
3.4.	VGA Header Pinout.....	8
4.	Power Specifications	9
5.	Thermal Specifications	9
6.	Output configuration and Board Dimension	10
6.1.	Output Configuration	10
6.2.	Board Dimension	10
7.	Thermal Mechanism.....	11

1. Feature

Model Name	GFX-NG710L16-3C
Graphics Processing Unit	
GPU	GeForce GT710 (GK208)
Process Technology	28 nm
Graphics Engine Operating Frequency (max)	954 MHz
Form Factor	Low profile (145 x 69 mm)
Card Interface	PCI Express® 2.0(x16)
CUDA Cores	192 CUDA
Floating Point Performance	366 GFLOPs
DirectX® capability	DirectX® 12 (Feature Level 11.0)
OpenGL	OpenGL™ 4.5
Video Decoder	H.264, VC-1, MPEG-2, MPEG-4 part 2 decode
Memory	
Memory Clock	900 MHz/ 1.8 Gbps
DDR Type	DDR3
Memory Bus	64-bit
Memory Size	2048MB
Display Interface	
Display Output	Dual Link DVI-D, HDMI, VGA
Multi-Display	3
External Power	
Power	No

2. Functional Overview

2.1. GPU Block diagram

Figure 1.1 shows a simplified block diagram of the GK208 GPUs.

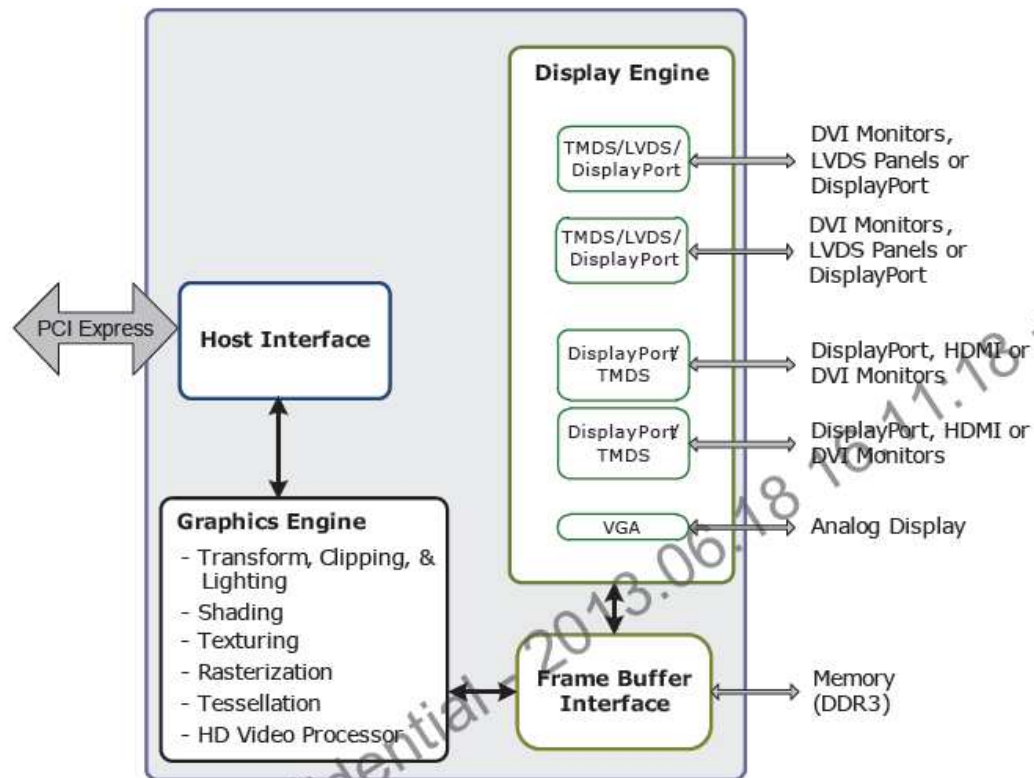


Figure 1.1 GK208 GPUs Simplified Block Diagram

2.2. KEY FEATURES

GPU

- ▶ Core clock: 954 MHz
- ▶ Voltage: 0.85625 V – 1.1875V ± 2%
- ▶ Package size: 23mm x 23mm, 595-ball FCBGA(GB2-64)

Board

- ▶ 4-layer printed circuit board (PCB)
- ▶ PCI Express 2.0, 8 lanes
- ▶ Physical dimensions: 145 x 69 mm
- ▶ Board power: 19 W

2.3. Memory

- ▶ Memory clock: 900 MHz
- ▶ Interface: 64 bit
- ▶ Local frame buffer 2 GB (4pieces 256M X 16 DDR3, FBGA-96 package)

2.4. Features and Technologies

- ▶ DirectX® 12 compliant and Shader Model 5.0
- ▶ OpenGL 4.5
- ▶ NVIDIA® PhysX™ technology
- ▶ NVIDIA® CUDA technology

2.5. Display Support

- ▶ Support Multi Monitor
- ▶ Internal dual-link TMDS; Maximum resolution over digital port 2560x1600x32bpp@60Hz
- ▶ 400MHz integrated RAMDAC; Maximum VGA Resolution 2048x1536
- ▶ Support HDCP/HDMI

2.6. Digital Audio

- ▶ Supports for HD Audio over PCI Express

- ▶ Support for secure premium audio (e.g. 7.1 Audio)
- ▶ Data rates of 44.1KHz, 48KHz, 88.2KHz, 96KHz, 176KHz and 192KHz
- ▶ Word sizes of 16-bit, 20bit, and 24-bit

2.7. Video

The following video formats are supported:

- ▶ MPEG-2
- ▶ MPEG-4 Part 2 Advanced Simple Profile
- ▶ H.264 SVC codec support
- ▶ Support for 3D Blu Ray
- ▶ VC1
- ▶ DivX version 3.11 and later
- ▶ MVC

A full range of video resolutions are supported including 1080p, 1080i, 720p, 480p and 480i

3. PIN Assignment and Description

3.1. DVI-D Connector Pinout

Pin	Signal	Pin	Signal
1	TMDS data 2-	13	TMDS data 3+
2	TMDS data 2+	14	+5VDC power
3	TMDS data 2/4 shield	15	Ground (Return for +5)
4	TMDS data 4-	16	Hot plug detected
5	TMDS data 4+	17	TMDS data 0-
6	DDC clock	18	TMDS data 0+
7	DDC data	19	TMDS data 0/5 shield
8	Analog vertical sync	20	TMDS data 5-
9	TMDS data 1-	21	TMDS data 5+
10	TMDS data 1+	22	TMDS clock shield
11	TMDS data 1/3 shield	23	TMDS clock+
12	TMDS data 3-	24	TMDS clock-
C1	Analog red	C4	Analog horizontal sync
C2	Analog green	C5	Analog ground (RGM return)
C3	Analog blue		

3.2. HDMI Connector Pinout

Pin	Signal	Pin	Signal
1	TMDS Data 2+	11	TMDS Clock Shield
2	TMDS Data 2 Shield	12	TMDS Clock-
3	TMDS Data 2-	13	No Connect
4	TMDS Data 1+	14	No Connect
5	TMDS Data 1 Shield	15	DDC Clock
6	TMDS Data 1-	16	DDC Data
7	TMDS Data 0+	17	Ground
8	TMDS Data 0 Shield	18	+5V Power
9	TMDS Data 0-	19	Hot Plug Detect

10	TMDS Clock+		
----	-------------	--	--

3.3. VGA Connector Pinout

Pin	Signal	Description
1	Red	Red
2	Green	Green
3	Blue	Blue
4	Reserved	Macintosh sense , RW
5	Ground	DDC return
6		Red ground
7		Green ground
8		Blue ground
9	+5V	DDC power
10	SGND	Sync ground
11	ID0	Monitor ID bit 0 (Opt)
12	SDA	Serial data (DDC2B)
13	HSYNC	Horizontal sync
14	VSYNC	Vertical sync
15	SCL	Serial clock (DDC2B)

3.4. VGA Header Pinout

Pin	Signal	Description
1	SCL	Serial clock (DDC2B)
2	SDA	Serial data (DDC2B)
3	+5V	DDC power
4	VSYNC	Vertical sync
5	HSYNC	Horizontal sync
6	GND	Ground
7	Red	Red
8	GND	Ground
9	Green	Green
10	GND	Ground
11	Blue	Blue

12	GND	Ground
----	-----	--------

4. Power Specifications

Parameter	Value	Unit
Input Board Power (Estimated)		
PCI Express edge connector (12V) (estimated input power)	1.2	A
	14	W
PCI Express edge connector (3V3) (estimated input power)	1.5	A
	5	W
Total estimated input graphics power (estimated TGP)	19	W

Component Power (Estimated)		
GPU (TDP, estimated)	14	W
Memory power (estimated; eight components)	1	W
Power supplies	3	W
Fan, PCB and other losses	1	W

5. Thermal Specifications


Parameter	Value	Unit
Fan inlet temperature (max.)	55	°C
GPU slowdown temperature (max.Tj)	95	°C
GPU shutdown temperature (max.)	102	°C
GPU junction temperature (estimated)	88	°C

6. Output configuration and Board Dimension

6.1. Output Configuration

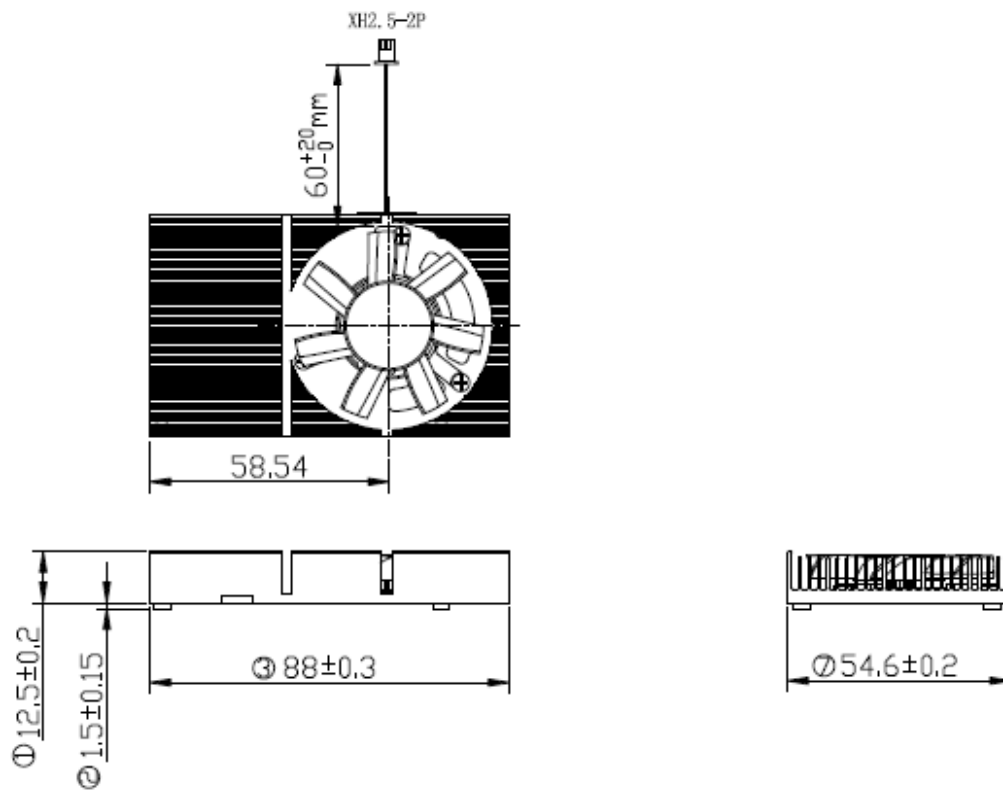


6.2. Board Dimension



Tolerances : +/- 0.13 mm

7. Thermal Mechanism



Change log or update history

Rev.	Data	History
1.0	2016/07/01	7102048Q3S64LAU datasheet