



Chipsmall Limited consists of a professional team with an average of over 10 year of expertise in the distribution of electronic components. Based in Hongkong, we have already established firm and mutual-benefit business relationships with customers from,Europe,America and south Asia,supplying obsolete and hard-to-find components to meet their specific needs.

With the principle of "Quality Parts,Customers Priority,Honest Operation,and Considerate Service",our business mainly focus on the distribution of electronic components. Line cards we deal with include Microchip,ALPS,ROHM,Xilinx,Pulse,ON,Everlight and Freescale. Main products comprise IC,Modules,Potentiometer,IC Socket,Relay,Connector.Our parts cover such applications as commercial,industrial, and automotives areas.

We are looking forward to setting up business relationship with you and hope to provide you with the best service and solution. Let us make a better world for our industry!



Contact us

Tel: +86-755-8981 8866 Fax: +86-755-8427 6832

Email & Skype: info@chipsmall.com Web: www.chipsmall.com

Address: A1208, Overseas Decoration Building, #122 Zhenhua RD., Futian, Shenzhen, China



***NVIDIA GT730 DDR5 1024
PCIe® ADD-IN BOARD***

***GFX-NG730L16-5C
MPN: 1A1-E000822ADP***

Datasheet



CONTENTS

1.	Feature	3
2.	Functional Overview	4
2.1.	GPU Block diagram.....	4
2.2.	Key Features.....	5
2.3.	Memory.....	5
2.4.	Features and Technologies	5
2.5.	Display Support	6
2.6.	Digital Audio	6
2.7.	Video	6
2.8.	Bus Support Features	6
3.	PIN Assignment and Description.....	7
3.1.	DVI-D Connector Pinout	7
3.2.	HDMI Connector Pinout	7
3.3.	VGA Connector Pinout	8
3.4.	VGA Header Pinout.....	8
4.	Power Specifications	9
5.	Thermal Specifications	9
6.	Output configuration and Board Dimension.....	10
6.1.	Output Configuration	10
6.2.	Board Dimension.....	11
7.	Thermal Mechanism.....	12

1. Feature

Model Name	GFX-NG730L16-5C
Graphics Processing Unit	
GPU	GT730(GK208)
Process Technology	28 nm
Graphics Engine Operating Frequency (max)	902 MHz
Form Factor	Low profile (114.3X68.91 mm)
Card Interface	PCI Express® 2.0 (X16)
CUDA Cores	384
Texture Fill Rate(billion/sec)	14.4
DirectX® capability	DirectX® 12
Shader Model	Shader Model 5.0
OpenGL	OpenGL™ 4.4
Video Decoder	H.264, VC-1, MPEG-2, MPEG-4 part 2 decode, MVC, 3D Blu Ray
Memory	
Memory Operating Frequency (max)	2500 MHz/ 5.0Gbps
Configuration, type	64-bit wide, 1 GB, GDDR5
Display Interface	
Dual-Link DVI	Dual Link DVI-D
HDMI	HDMI x1
VGA	VGA x1

2. Functional Overview

2.1. GPU Block diagram

Figure 1.1 shows a simplified block diagram of the GK208 GPUs.

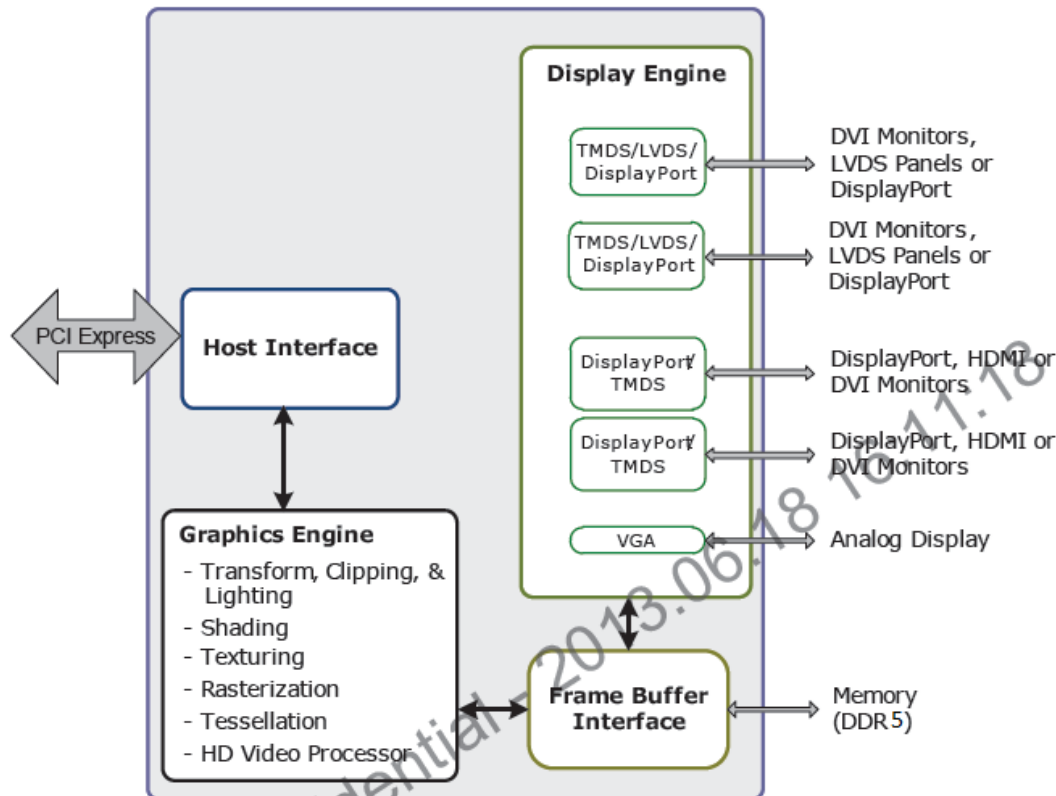


Figure 1.1 GK208 GPUs Simplified Block Diagram

2.2. KEY FEATURES

GPU

- ▶ Core clock: 902 MHz
- ▶ Voltage: 0.9 V – 1.188V ± 2%
- ▶ Package size: 23mm x 23mm, 595-ball FCBGA(GB2-64)

Board

- ▶ 4-layer printed circuit board (PCB)
- ▶ PCI Express 2.0, 8 lanes
- ▶ Physical dimensions: 2.713 inches x 5.7 inches
- ▶ Board power: 25 W
- ▶ High definition digital content protection (HDCP) support

2.3. Memory

- ▶ Memory clock: 2500MHz
- ▶ Interface: 64 bit
- ▶ Local frame buffer 1 GB (4pieces 64M X 32 GDDR5, FBGA-170 package)

2.4. Features and Technologies

- ▶ Fully DirectX® 12 compliant and Shader Model 5.0
- ▶ OpenGL 4.4
- ▶ NVIDIA® Ageia PhysX™ technology
- ▶ NVIDIA® CUDA technology

2.5. Display Support

- ▶ Support Multi Monitor
- ▶ Internal dual-link TMDS; Maximum resolution over digital port”2560x1600x32bpp@60Hz
- ▶ 400MHz integrated RAMDAC; Maximum VGA Resolution 2048x1536
- ▶ Support HDCP/HDMI

2.6. Digital Audio

- ▶ Supports for HD Audio over PCI Express
- ▶ Support for secure premium audio (e.g. 7.1 Audio)
- ▶ Data rates of 44.1KHz, 48KHz, 88.2KHz, 96KHz, 176KHz and 192KHz
- ▶ Word sizes of 16-bit, 20bit, and 24-bit

2.7. Video

The following video formats are supported:

- ▶ MPEG-2
- ▶ MPEG-4 Part 2 Advanced Simple Profile
- ▶ H.264 SVC codec support
- ▶ Support for 3D Blu Ray
- ▶ VC1
- ▶ DivX version 3.11 and later
- ▶ MVC

A full range of video resolutions are supported including 1080p, 1080i, 720p, 480p and 480i

2.8. Bus Support Features

- ▶ Compliant with the PCI Express® Base Specification Revision 2.0, up to 1.8 GT/s
- ▶ Supports ×1, ×2, ×4, and ×8 lane widths.
- ▶ Supports 900 GT/s, and 1.8 GT/s link-data rates.
- ▶ Supports ×8 lane reversal where the receivers on lanes 0 to 7 on the graphics endpoint are mapped to the transmitters on lanes 7 down to 0 on the root complex.
- ▶ Supports ×8 lane reversal where the transmitters on lanes 0 to 7 on the graphics endpoint are mapped to the receivers on lanes 7 down to 0 on the root complex (requires corresponding support on the root complex).
- ▶ Supports full-swing and low-swing transmitter output levels.

3. PIN Assignment and Description

3.1 DVI-D Connector Pinout

Pin	Signal	Pin	Signal
1	TMDS data 2-	13	TMDS data 3+
2	TMDS data 2+	14	+5VDC power
3	TMDS data 2/4 shield	15	Ground (Return for +5)
4	TMDS data 4-	16	Hot plug detected
5	TMDS data 4+	17	TMDS data 0-
6	DDC clock	18	TMDS data 0+
7	DDC data	19	TMDS data 0/5 shield
8	Analog vertical sync	20	TMDS data 5-
9	TMDS data 1-	21	TMDS data 5+
10	TMDS data 1+	22	TMDS clock shield
11	TMDS data 1/3 shield	23	TMDS clock+
12	TMDS data 3-	24	TMDS clock-
C1	Analog red	C4	Analog horizontal sync
C2	Analog green	C5	Analog ground (RGM return)
C3	Analog blue		

3.2 HDMI Connector Pinout

Pin	Signal	Pin	Signal
1	TMDS Data 2+	11	TMDS Clock Shield
2	TMDS Data 2 Shield	12	TMDS Clock-
3	TMDS Data 2-	13	No Connect
4	TMDS Data 1+	14	No Connect
5	TMDS Data 1 Shield	15	DDC Clock
6	TMDS Data 1-	16	DDC Data
7	TMDS Data 0+	17	Ground
8	TMDS Data 0 Shield	18	+5V Power
9	TMDS Data 0-	19	Hot Plug Detect
10	TMDS Clock+		

3.3 VGA Connector Pinout

Pin	Signal	Description
1	Red	Red
2	Green	Green
3	Blue	Blue
4	Reserved	Macintosh sense , RW
5	Ground	DDC return
6		Red ground
7		Green ground
8		Blue ground
9	+5V	DDC power
10	SGND	Sync ground
11	ID0	Monitor ID bit 0 (Opt)
12	SDA	Serial data (DDC2B)
13	HSYNC	Horizontal sync
14	VSYNC	Vertical sync
15	SCL	Serial clock (DDC2B)

3.4 VGA Header Pinout

Pin	Signal	Description
1	SCL	Serial clock (DDC2B)
2	SDA	Serial data (DDC2B)
3	+5V	DDC power
4	VSYNC	Vertical sync
5	HSYNC	Horizontal sync
6	GND	Ground
7	Red	Red
8	GND	Ground
9	Green	Green
10	GND	Ground
11	Blue	Blue
12	GND	Ground

4. Power Specifications

Parameter	Value	Unit
Input Board Power (Estimated)		
PCI Express edge connector (12V) (estimated input power)	1.9	A
	22.5	W
PCI Express edge connector (3V3) (estimated input power)	0.8	A
	2.5	W
Total estimated input graphics power (estimated TGP)	25	W

Component Power (Estimated)		
GPU (TDP, estimated)	17	W
Memory power (estimated; eight components)	3	W
Power supplies	3.5	W
Fan, PCB and other losses	1.5	W

5. Thermal Specifications

Parameter	Value	Unit
Fan inlet temperature (max.)	50	°C
Operating temperature	0~50	°C
GPU slowdown temperature (max.Tj)	97	°C
GPU shutdown temperature (max.)	102	°C
GPU junction temperature (estimated)	81	°C

6. Output configuration and Board Dimension

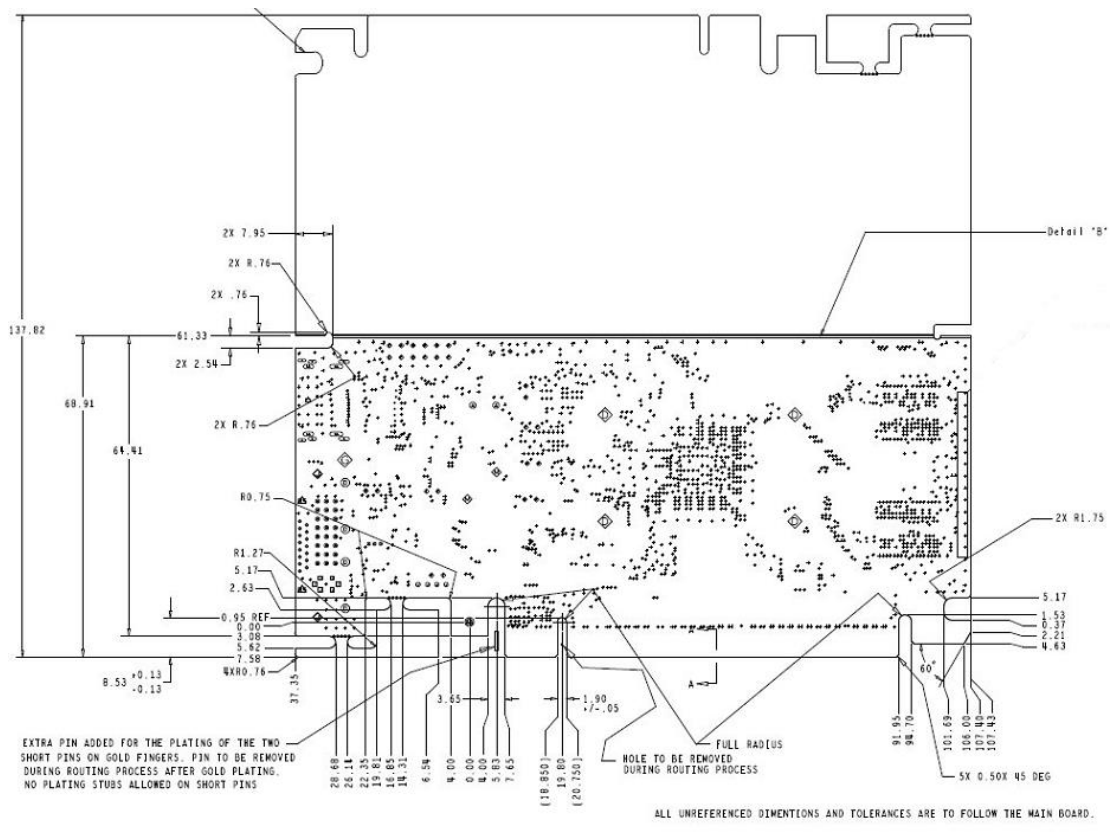
6.1. Output Configuration





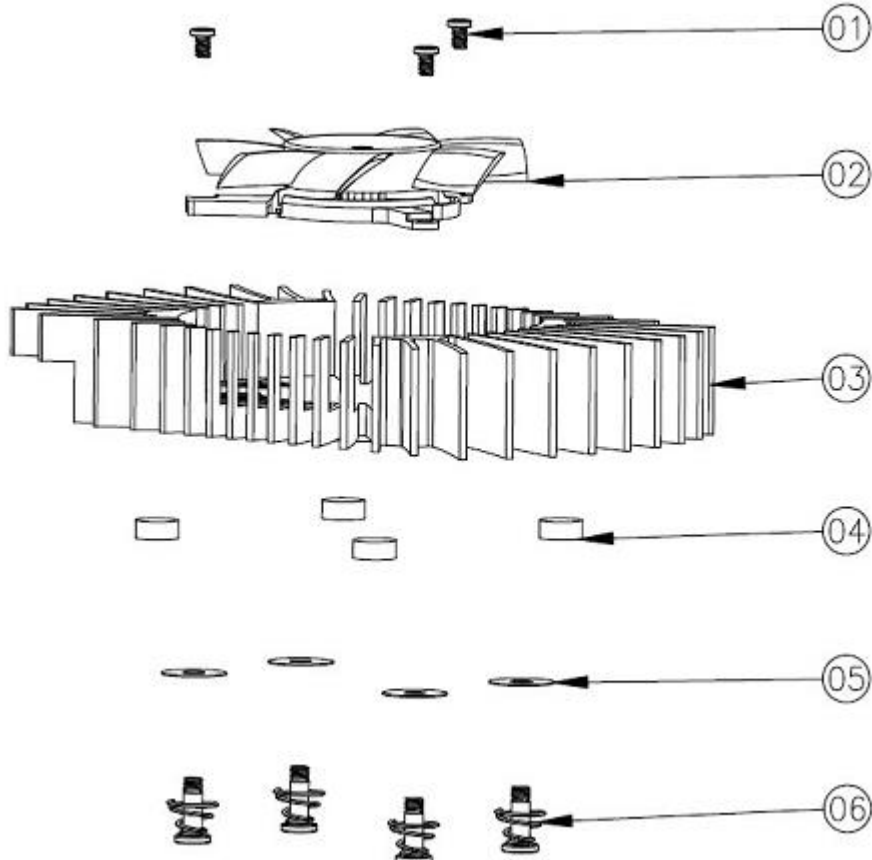
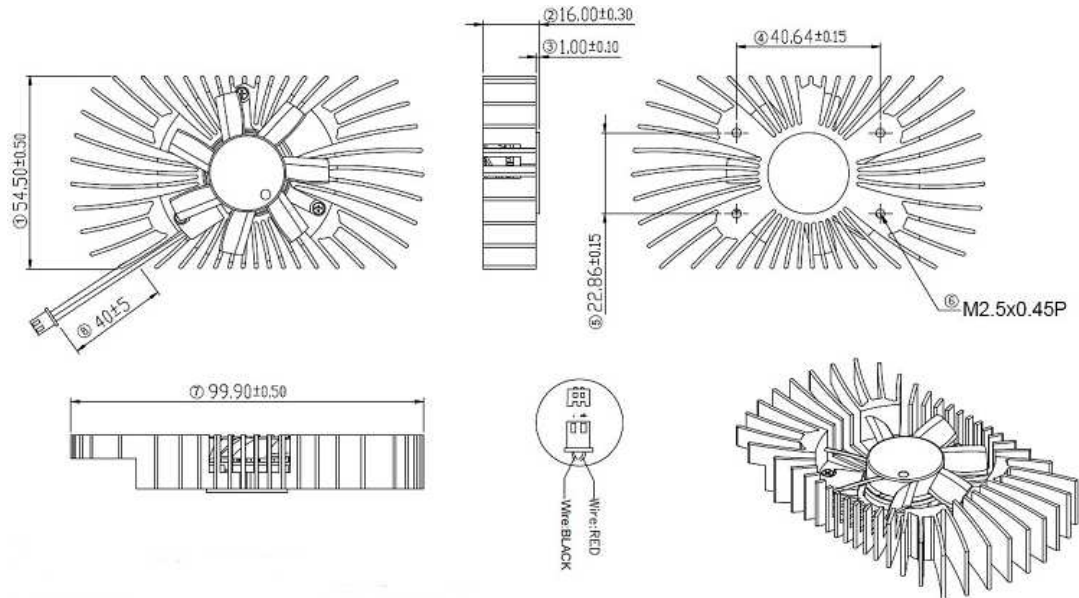
Packing size: 220*165mm (excluding BOX)

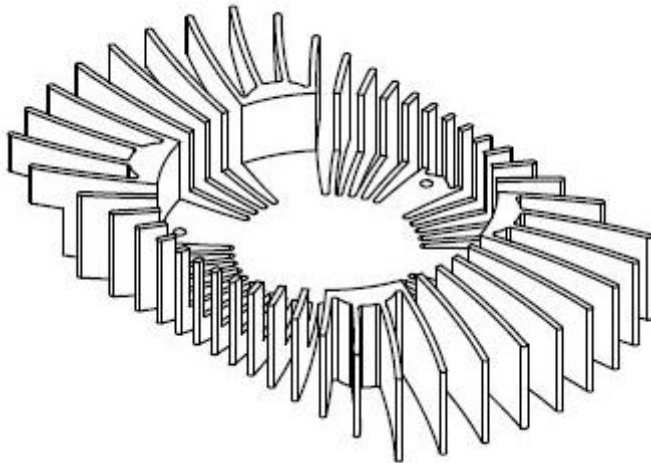

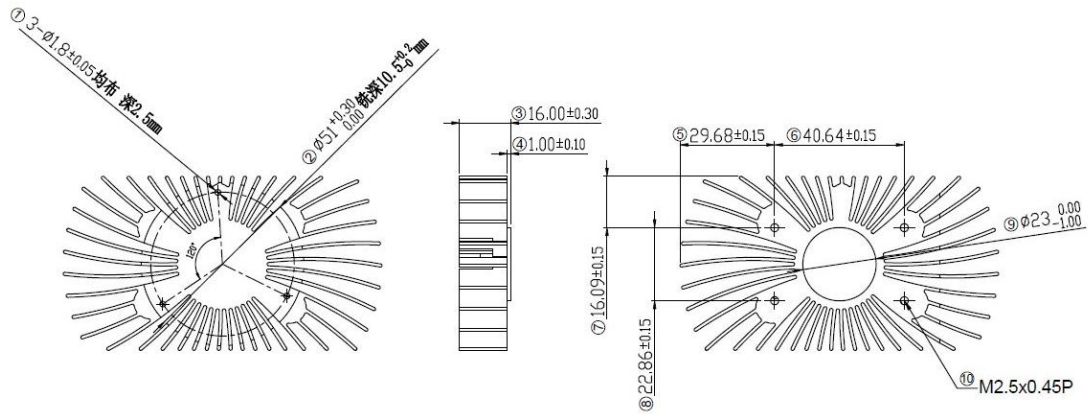
6.2 Board Dimension



Tolerances : +/- 0.13 mm

7. Thermal Mechanism





Change log or update history

Rev.	Date	History
0.1	2015/10/29	1st Draft