

Chipsmall Limited consists of a professional team with an average of over 10 year of expertise in the distribution of electronic components. Based in Hongkong, we have already established firm and mutual-benefit business relationships with customers from,Europe,America and south Asia,supplying obsolete and hard-to-find components to meet their specific needs.

With the principle of “Quality Parts,Customers Priority,Honest Operation,and Considerate Service”,our business mainly focus on the distribution of electronic components. Line cards we deal with include Microchip,ALPS,ROHM,Xilinx,Pulse,ON,Everlight and Freescale. Main products comprise IC,Modules,Potentiometer,IC Socket,Relay,Connector.Our parts cover such applications as commercial,industrial, and automotives areas.

We are looking forward to setting up business relationship with you and hope to provide you with the best service and solution. Let us make a better world for our industry!



Contact us

Tel: +86-755-8981 8866 Fax: +86-755-8427 6832

Email & Skype: info@chipsmall.com Web: www.chipsmall.com

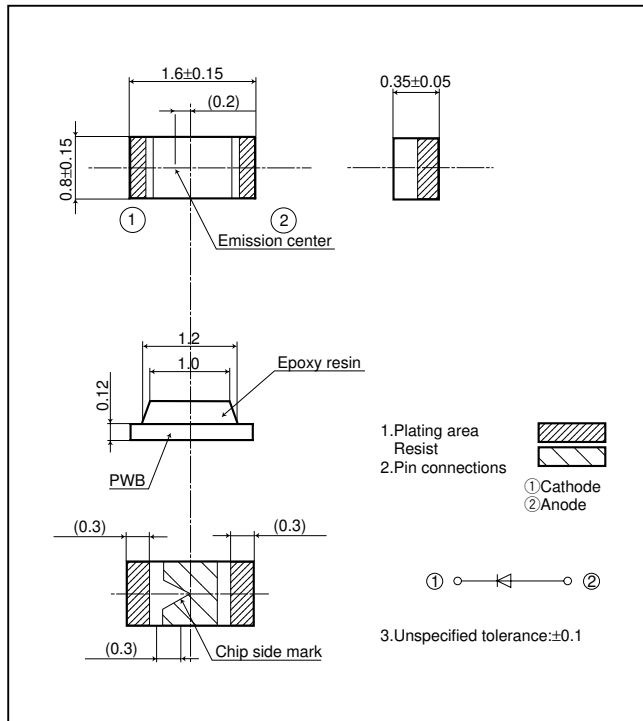
Address: A1208, Overseas Decoration Building, #122 Zhenhua RD., Futian, Shenzhen, China

GM1J□35200AE series

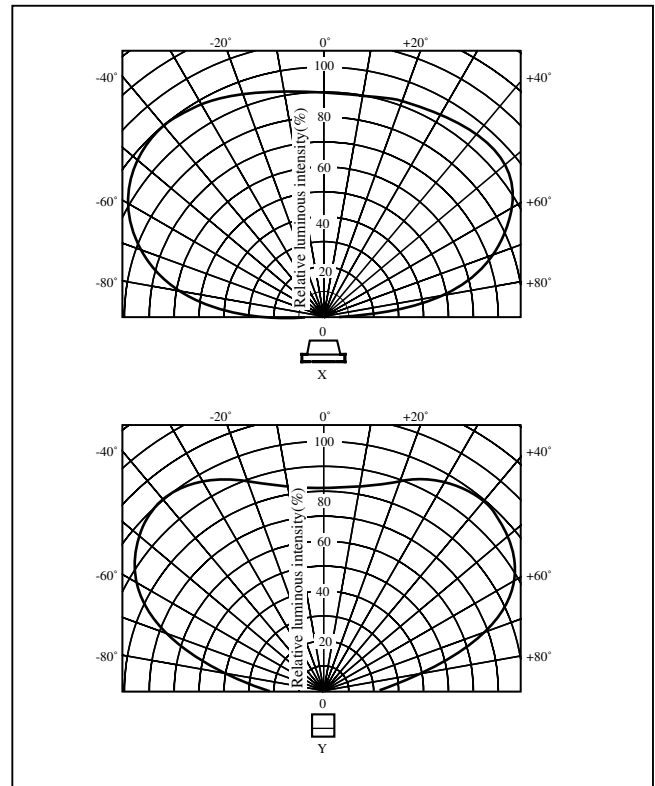
1608 Size, 0.35mm Thickness, Super Thin Type Leadless Chip LED

Outline Dimensions

(Unit : mm)



Directive Characteristics



Absolute Maximum Ratings

($T_a = 25^\circ\text{C}$)

Model No.	Emitting color	Material	Power dissipation P (mW)	Forward current I_F (mA)	Peak forward current I_{FM}^{*1} (mA)	Derating factor ($\text{mA}/^\circ\text{C}$)		Reverse voltage V_R (V)	Operating temperature T_{opr} ($^\circ\text{C}$)	Storage temperature T_{stg} ($^\circ\text{C}$)	Soldering temperature T_{sol}^{*2} ($^\circ\text{C}$)
						DC	Pulse				
GM1JR35200AE	Red	AlGaInP on GaAs	52	20	40	0.27	0.53	5	-30 to +85	-40 to +100	350
GM1JJ35200AE	Orange	AlGaInP on GaAs	52	20	40	0.27	0.53	5	-30 to +85	-40 to +100	350
GM1JS35200AE	Sunset-orange	AlGaInP on GaAs	52	20	40	0.27	0.53	5	-30 to +85	-40 to +100	350
GM1JV35200AE	Amber	AlGaInP on GaAs	52	20	40	0.27	0.53	5	-30 to +85	-40 to +100	350

*1 Duty ratio=1/10, Pulse width=0.1ms

*2 For 3s or less at the temperature (350°C) of hand soldering. Temperature of reflow soldering is shown on page 2.

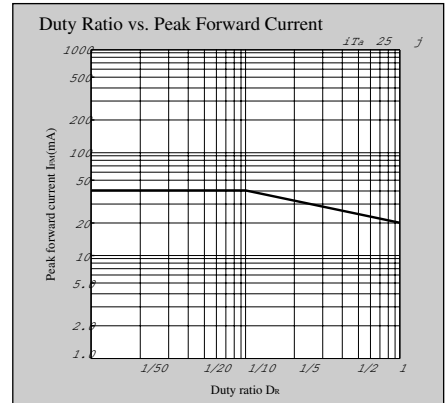
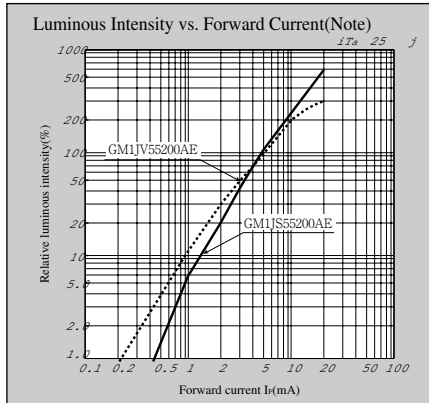
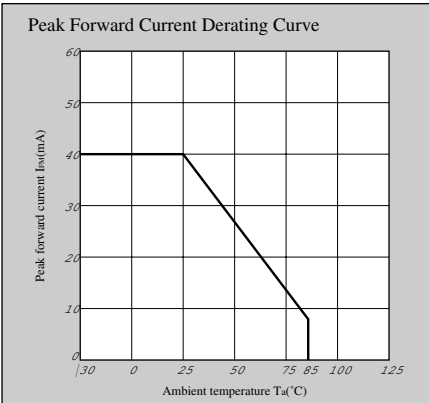
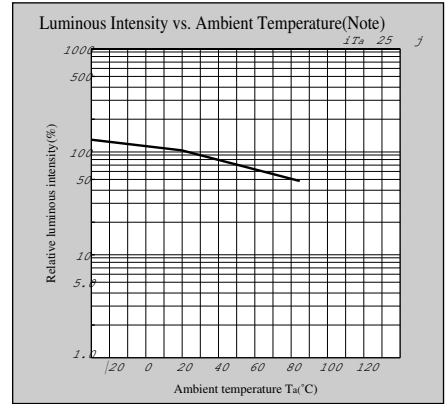
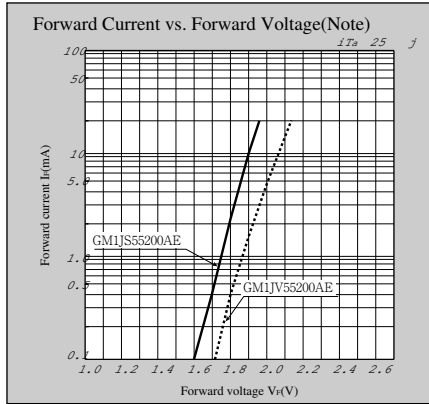
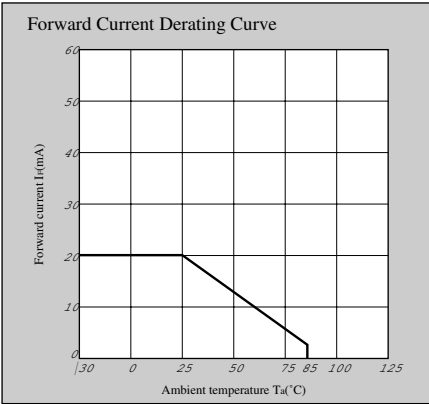
Electro-optical Characteristics

($I_F = 5\text{mA}, T_a = 25^\circ\text{C}$)

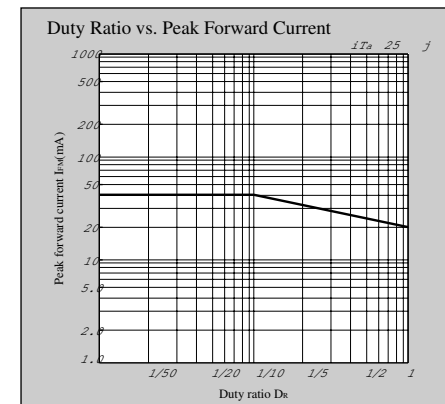
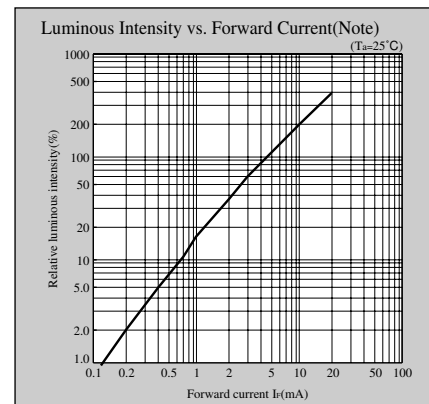
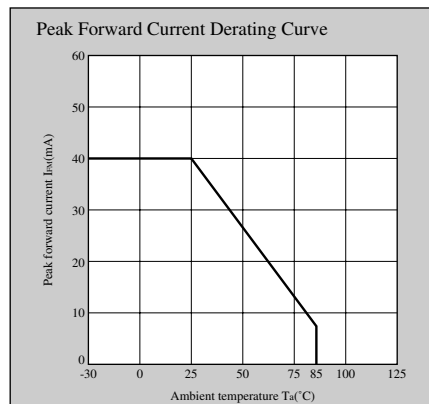
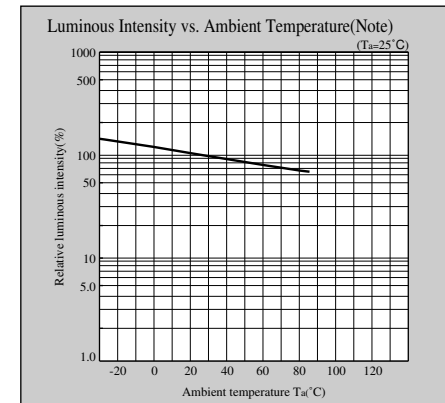
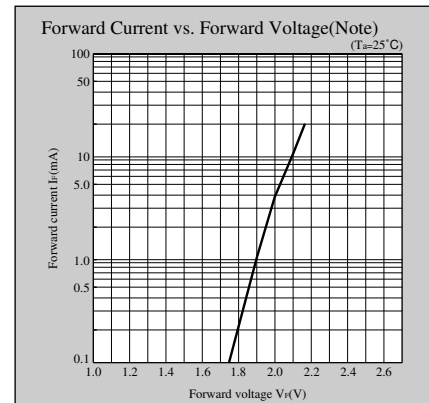
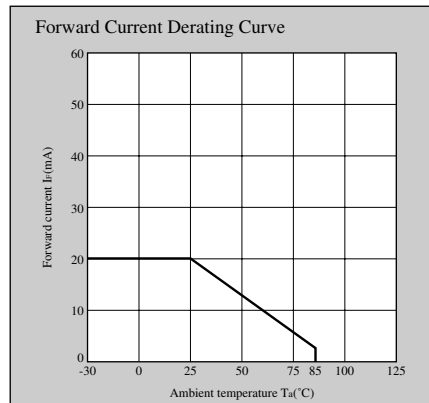
Lens type	Model No.	Forward voltage V_F (V)		Peak emission wavelength λ_p (nm) TYP	Dominant wavelength λ_d (nm) TYP	Luminous intensity I_v (mcd) TYP	Spectrum radiation bandwidth $\Delta\lambda$ (nm) TYP	Reverse current		Terminal capacitance		Page for characteristics diagrams
		TYP	MAX					I_R (μA) MAX	V_R (V)	C_t (pF) TYP	(MHz)	
Colorless transparency	GM1JR35200AE	2.0	2.6	639	631	15	15	100	4	60	1	52
	GM1JJ35200AE	2.0	2.6	627	618	19	15	100	4	60	1	52
	GM1JS35200AE	2.0	2.6	609	605	19	15	100	4	60	1	52
	GM1JV35200AE	2.0	2.6	591	588	19	15	100	4	60	1	52

Characteristics Diagrams

GM1JS55200AE/GM1JV55200AE



GM1JQ40300AE series, GM1JQ35200AE series, LT1JQ67A series, LT1JQ45A series



Note) Characteristics shown in diagrams are typical values. (not assurance value)

NOTICE

- The circuit application examples in this publication are provided to explain representative applications of SHARP devices and are not intended to guarantee any circuit design or license any intellectual property rights. SHARP takes no responsibility for any problems related to any intellectual property right of a third party resulting from the use of SHARP's devices.
- Contact SHARP in order to obtain the latest device specification sheets before using any SHARP device. SHARP reserves the right to make changes in the specifications, characteristics, data, materials, structure, and other contents described herein at any time without notice in order to improve design or reliability. Manufacturing locations are also subject to change without notice.
- Observe the following points when using any devices in this publication. SHARP takes no responsibility for damage caused by improper use of the devices which does not meet the conditions and absolute maximum ratings to be used specified in the relevant specification sheet nor meet the following conditions:
 - (i) The devices in this publication are designed for use in general electronic equipment designs such as:
 - Personal computers
 - Office automation equipment
 - Telecommunication equipment [terminal]
 - Test and measurement equipment
 - Industrial control
 - Audio visual equipment
 - Consumer electronics
 - (ii) Measures such as fail-safe function and redundant design should be taken to ensure reliability and safety when SHARP devices are used for or in connection with equipment that requires higher reliability such as:
 - Transportation control and safety equipment (i.e., aircraft, trains, automobiles, etc.)
 - Traffic signals
 - Gas leakage sensor breakers
 - Alarm equipment
 - Various safety devices, etc.
 - (iii) SHARP devices shall not be used for or in connection with equipment that requires an extremely high level of reliability and safety such as:
 - Space applications
 - Telecommunication equipment [trunk lines]
 - Nuclear power control equipment
 - Medical and other life support equipment (e.g., scuba).
- Contact a SHARP representative in advance when intending to use SHARP devices for any "specific" applications other than those recommended by SHARP or when it is unclear which category mentioned above controls the intended use.
- If the SHARP devices listed in this publication fall within the scope of strategic products described in the Foreign Exchange and Foreign Trade Control Law of Japan, it is necessary to obtain approval to export such SHARP devices.
- This publication is the proprietary product of SHARP and is copyrighted, with all rights reserved. Under the copyright laws, no part of this publication may be reproduced or transmitted in any form or by any means, electronic or mechanical, for any purpose, in whole or in part, without the express written permission of SHARP. Express written permission is also required before any use of this publication may be made by a third party.
- Contact and consult with a SHARP representative if there are any questions about the contents of this publication.