



Chipsmall Limited consists of a professional team with an average of over 10 year of expertise in the distribution of electronic components. Based in Hongkong, we have already established firm and mutual-benefit business relationships with customers from,Europe,America and south Asia,supplying obsolete and hard-to-find components to meet their specific needs.

With the principle of "Quality Parts,Customers Priority,Honest Operation,and Considerate Service",our business mainly focus on the distribution of electronic components. Line cards we deal with include Microchip,ALPS,ROHM,Xilinx,Pulse,ON,Everlight and Freescale. Main products comprise IC,Modules,Potentiometer,IC Socket,Relay,Connector.Our parts cover such applications as commercial,industrial, and automotives areas.

We are looking forward to setting up business relationship with you and hope to provide you with the best service and solution. Let us make a better world for our industry!



Contact us

Tel: +86-755-8981 8866 Fax: +86-755-8427 6832

Email & Skype: info@chipsmall.com Web: www.chipsmall.com

Address: A1208, Overseas Decoration Building, #122 Zhenhua RD., Futian, Shenzhen, China

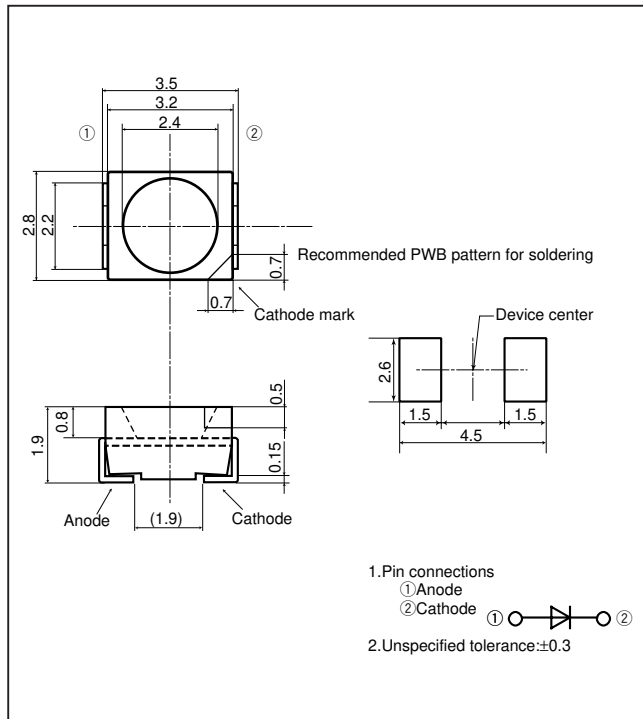


GM5J□95200AE series

3528 Size, 1.9mm Thickness, Leadless Chip LED

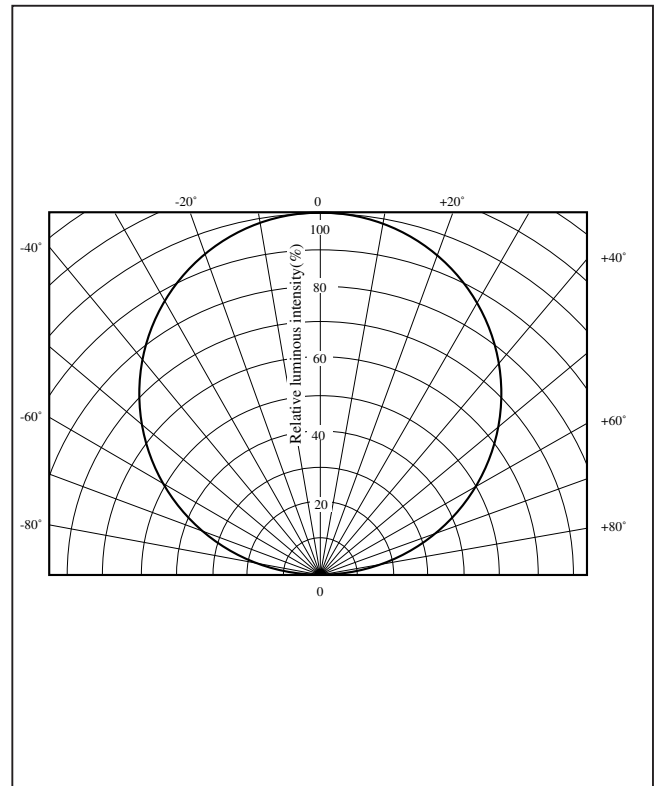
■ Outline Dimensions

(Unit : mm)



■ Directive Characteristics

(Ta=25°C)



■ Absolute Maximum Ratings

(Ta=25°C)

Model No.	Emitting color	Material	Power dissipation P (mW)	Forward current IF (mA)	Peak forward current IFM*1 (mA)	Derating factor (mA/°C)		Reverse voltage VR (V)	Operating temperature Topr (°C)	Storage temperature Tstg (°C)	Soldering temperature Tsol*2 (°C)
						DC	Pulse				
GM5JJ95200AE	Orange	AlGaInP on GaAs	65	25	50	0.50	1.00	5	-55 to +110	-55 to +110	295
GM5JS95200AE	Sunset orange	AlGaInP on GaAs	65	25	50	0.50	1.00	5	-55 to +110	-55 to +110	295
GM5JV95200AE	Amber	AlGaInP on GaAs	65	25	50	0.50	1.00	5	-55 to +110	-55 to +110	295

*1 Duty ratio=1/10, Pulse width=0.1ms

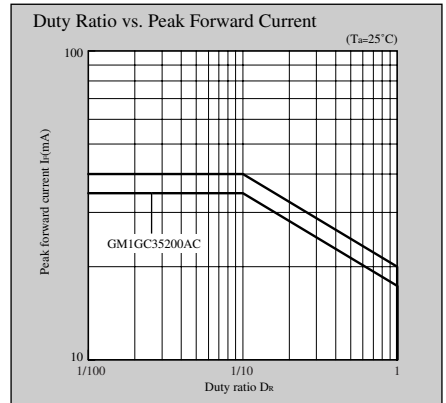
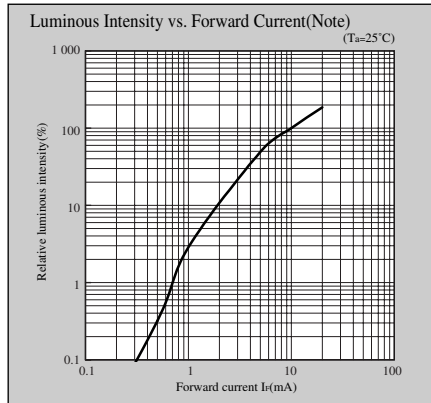
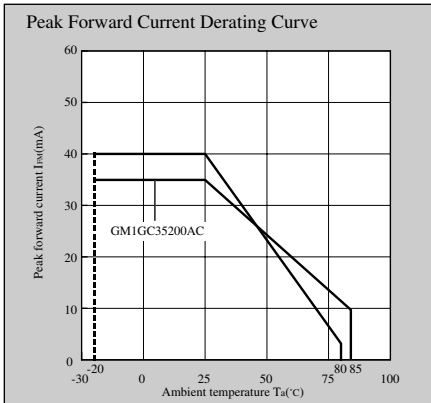
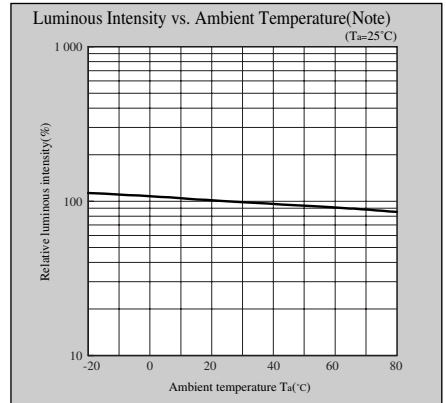
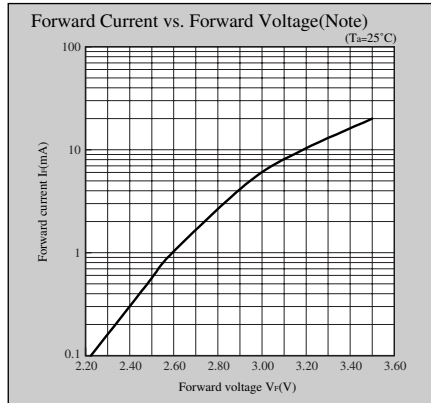
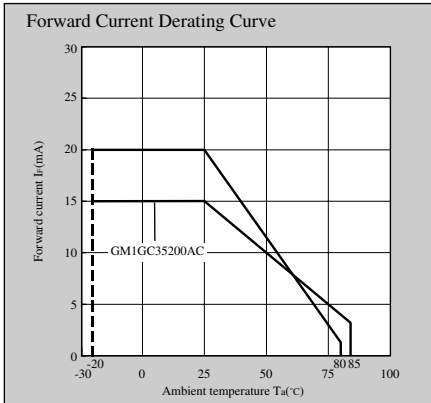
*2 For 3s or less at the temperature of hand soldering. Temperature of reflow soldering is shown on page 2.

■ Electro-optical Characteristics

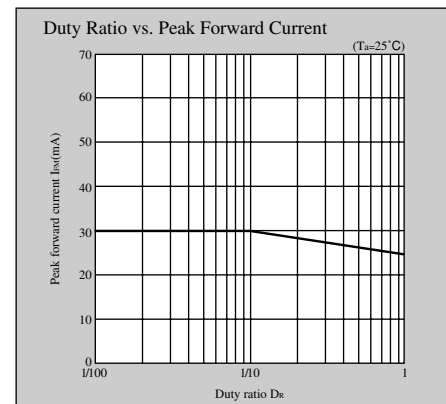
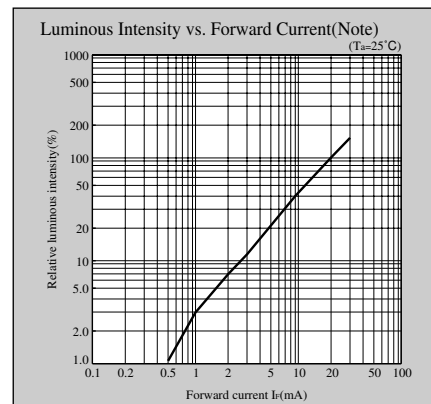
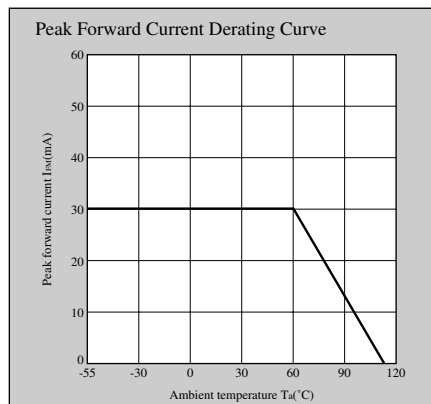
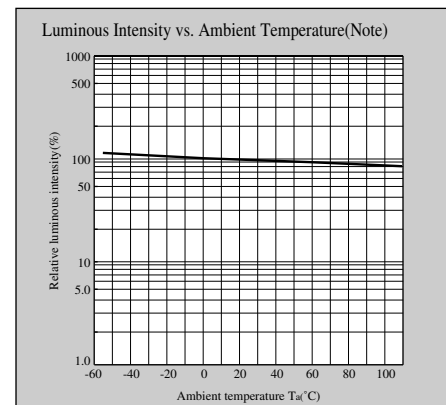
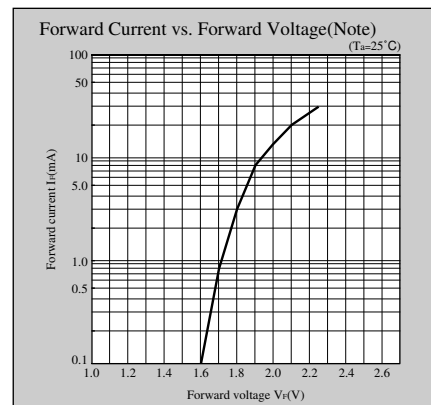
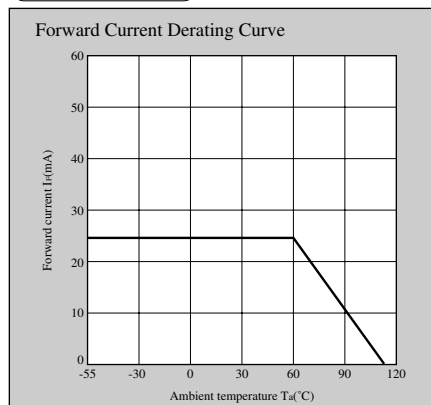
(If=20mA, Ta=25°C)

Lens type	Model No.	Forward voltage VF(V)		Peak emission wavelength λp(nm) TYP	Dominant wavelength λd(nm) TYP	Luminous intensity Iv(mcd) TYP	Spectrum radiation bandwidth Δλ(nm) TYP	Reverse current		Terminal capacitance		Page for characteristics diagrams
		TYP	MAX					IR(μA) MAX	VR(V)	Ct(pF) TYP	(MHz)	
Colorless transparency	GM5JJ95200AE	2.2	2.6	623	618	70	15	100	4	60	1	61
	GM5JS95200AE	2.2	2.6	609	605	90	15	100	4	60	1	62
	GM5JV95200AE	2.2	2.6	590	588	80	15	100	4	60	1	62

GM1BC35200AC/GM1GC35200AC/GM4BC13300AC/GM4GC13300AC/GM1ZVB80300A/GM1ZSG80300A



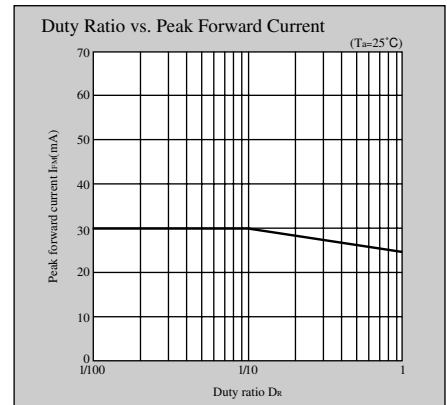
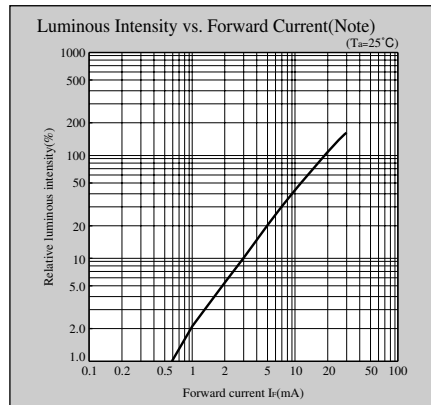
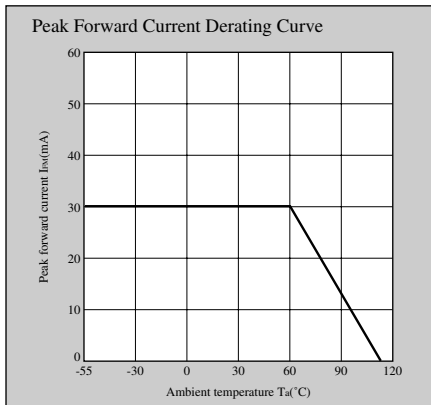
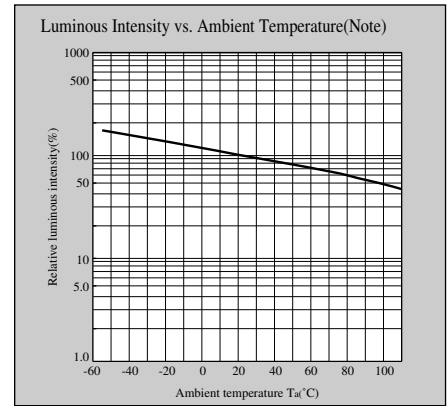
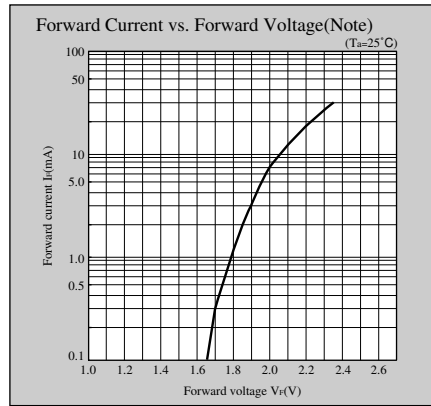
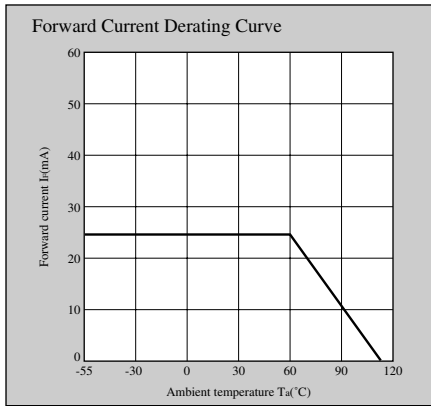
GM5JJ95200AE



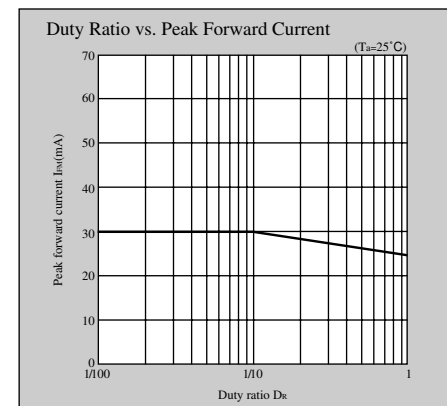
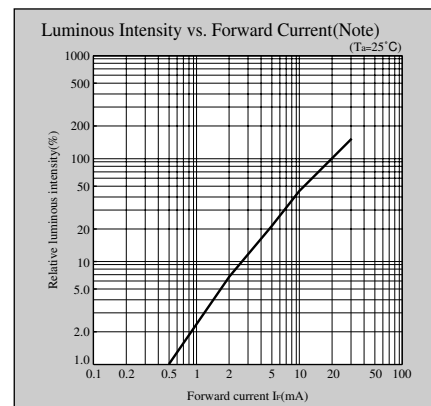
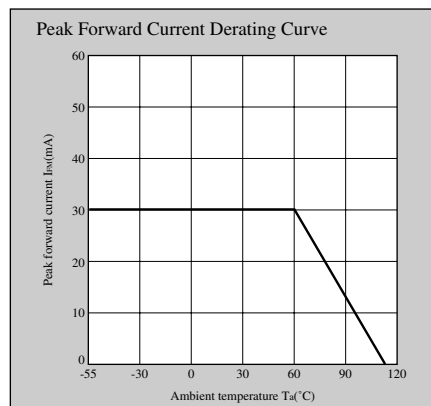
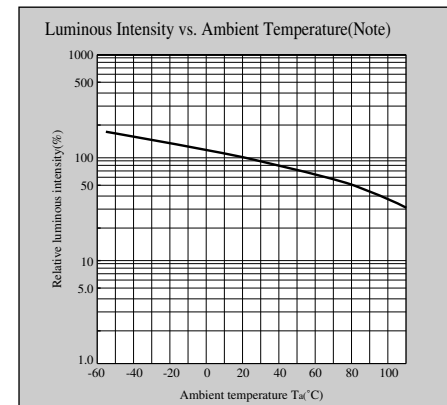
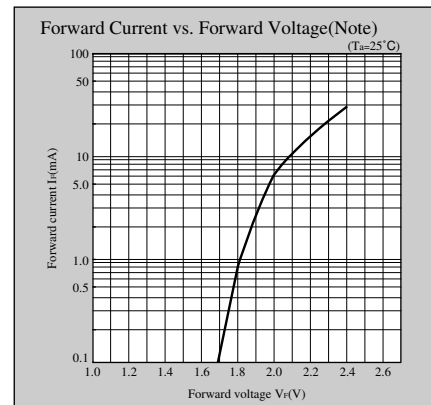
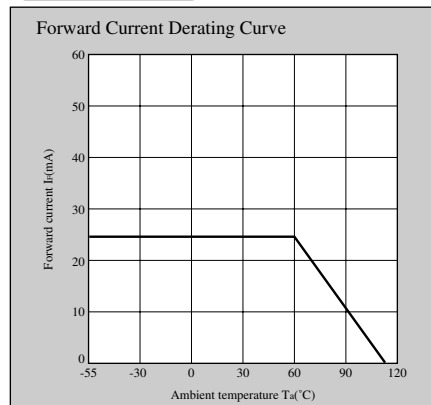
Note) Characteristics shown in diagrams are typical values. (not assurance value)

Characteristics Diagrams

GM5JS95200AE



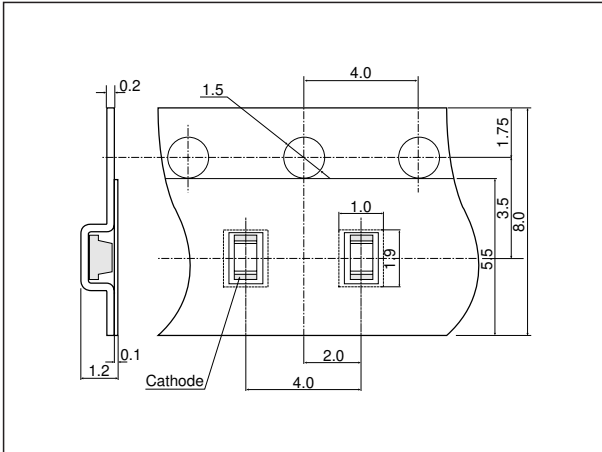
GM5JV95200AE



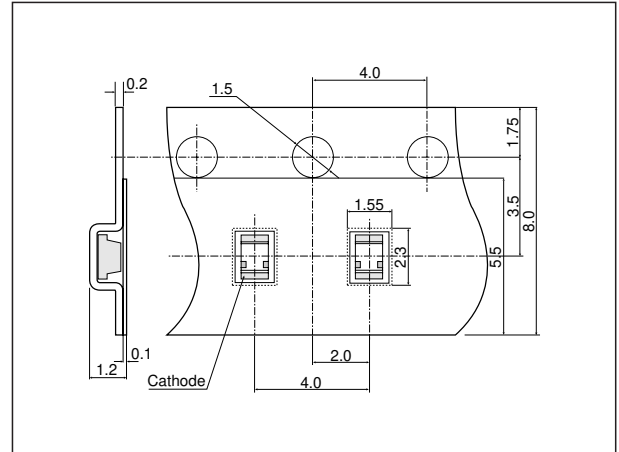
Note) Characteristics shown in diagrams are typical values. (not assurance value)

Taping Specifications

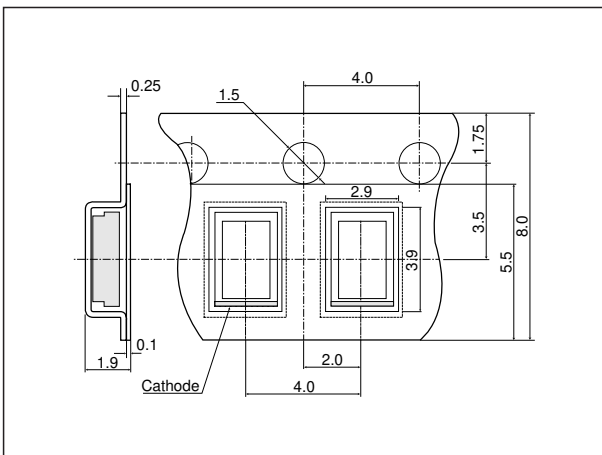
(Unit : mm)



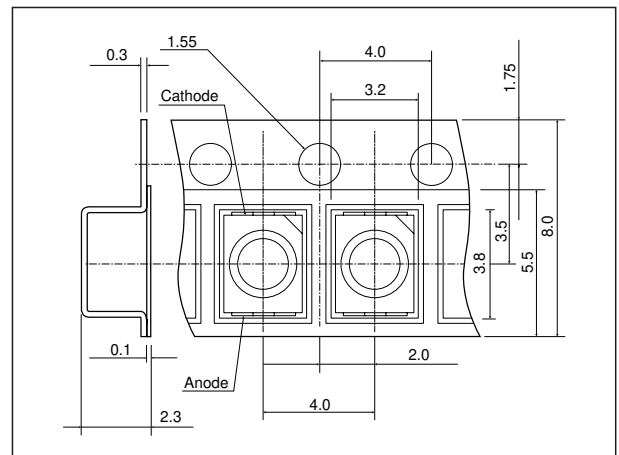
GM1□□35200A□ series 6 000 pcs. /reel
 GM1□□55200A□ series 5 000 pcs. /reel
 LT1□□67A series 4 000 pcs. /reel
 LT1□97A series 5 000 pcs. /reel



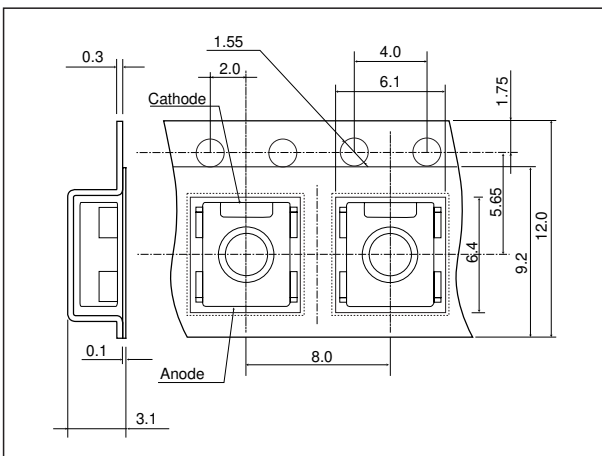
GM1□□40300AE series/LT1□□40A series 4 000 pcs. /reel



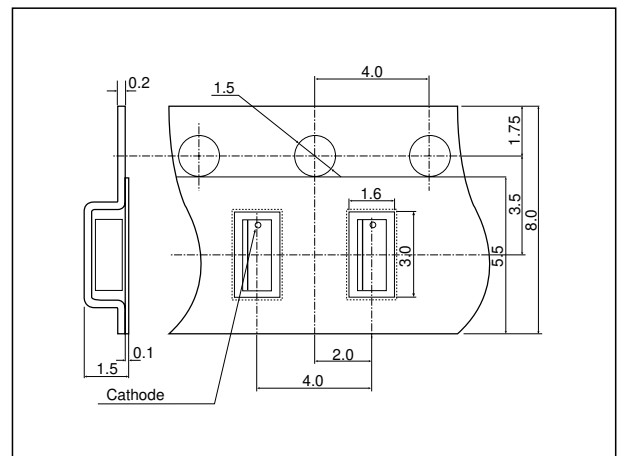
LT1□90A series 3 000 pcs. / reel



GM5□□95200A□ series/LT1Z□95A series 2 000 pcs. /reel



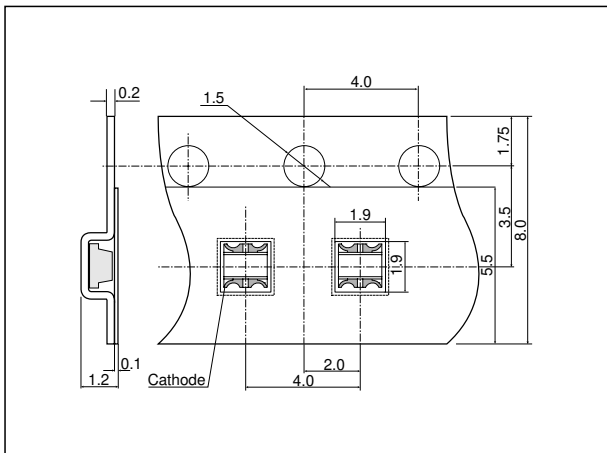
GM5□□01200A series/GM5WA02200A/GM5WA06210A/
 GM5WA06250A 800 pcs. / reel



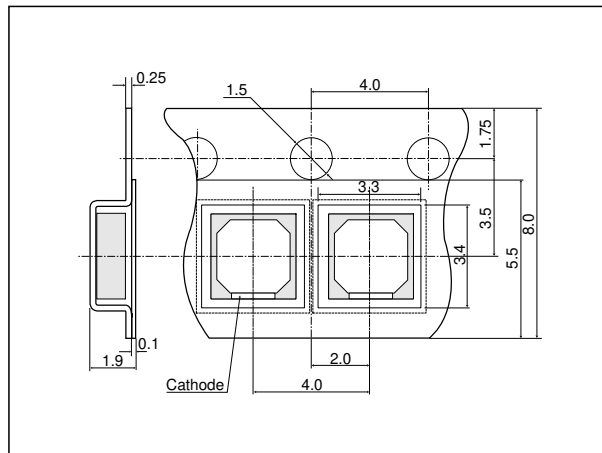
LT1□□45A series/GM4□C13300AC series 3 000 pcs. /reel

Taping Specifications

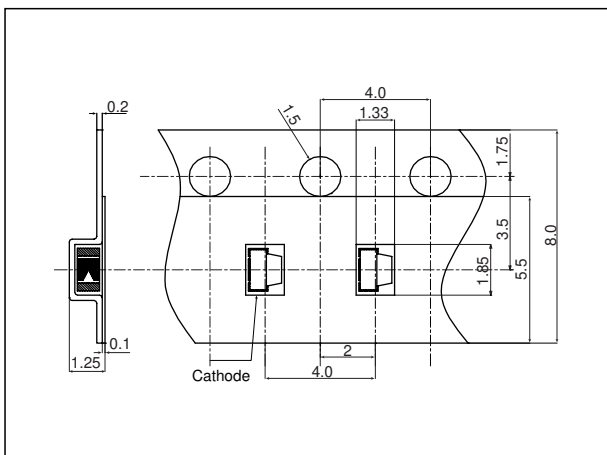
(Unit : mm)



LT1□□67A series/GM1WA80350A/GM1ZUB 80300A/GM1ZSG80300A
4 000 pcs./reel

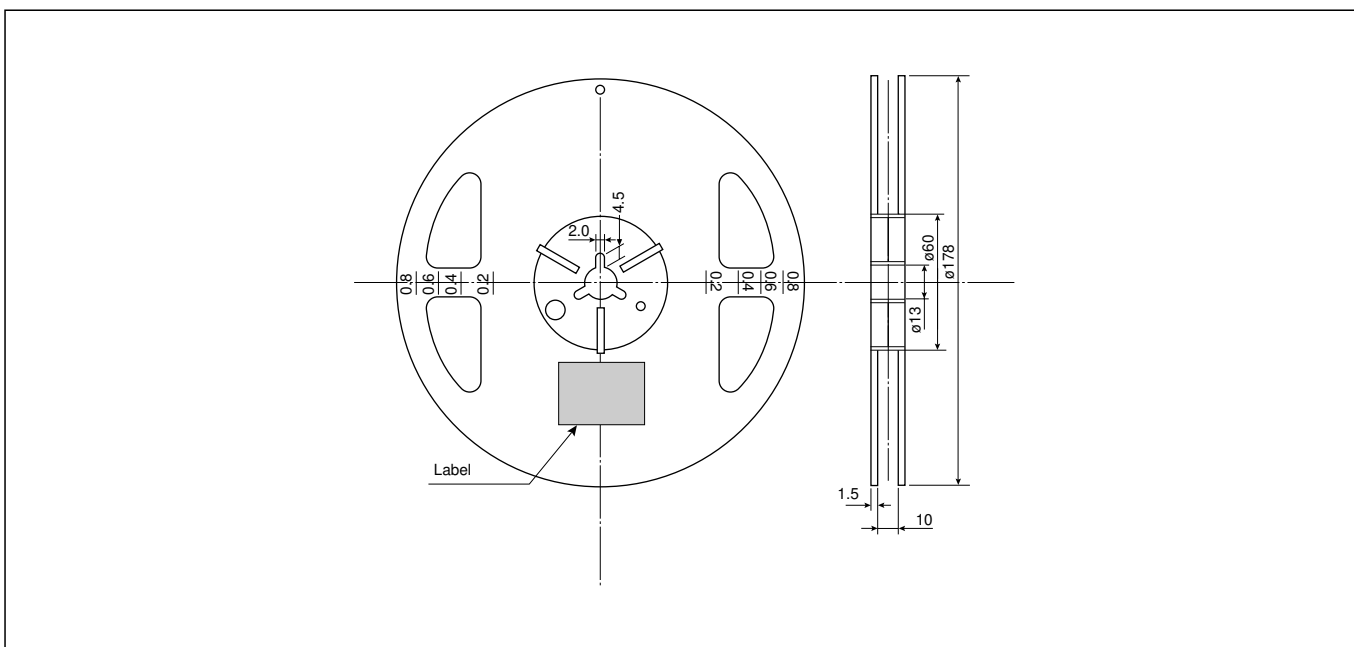


LT1□□90A series 3 000 pcs./reel



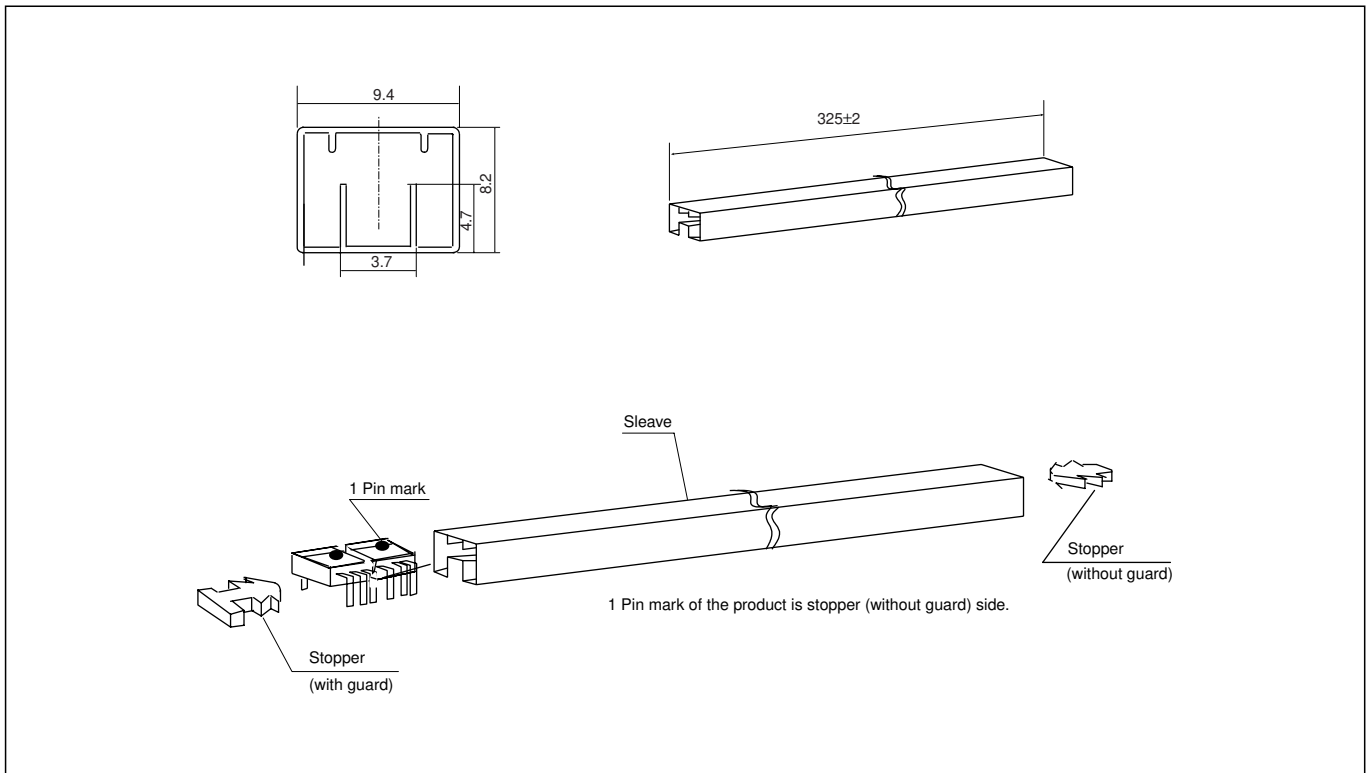
GM4□□81200A□ series 4 000 pcs./reel

■ Shape and dimension of reel



Taping Specifications

■Lead type Chip LED (Unit : mm)



GM5□□03200Z series/GM5WA06200Z/GM5WA06250Z 1 000 pcs. (50 pcs./sleeve × 20)

NOTICE

- The circuit application examples in this publication are provided to explain representative applications of SHARP devices and are not intended to guarantee any circuit design or license any intellectual property rights. SHARP takes no responsibility for any problems related to any intellectual property right of a third party resulting from the use of SHARP's devices.
- Contact SHARP in order to obtain the latest device specification sheets before using any SHARP device. SHARP reserves the right to make changes in the specifications, characteristics, data, materials, structure, and other contents described herein at any time without notice in order to improve design or reliability. Manufacturing locations are also subject to change without notice.
- Observe the following points when using any devices in this publication. SHARP takes no responsibility for damage caused by improper use of the devices which does not meet the conditions and absolute maximum ratings to be used specified in the relevant specification sheet nor meet the following conditions:
 - (i) The devices in this publication are designed for use in general electronic equipment designs such as:
 - Personal computers
 - Office automation equipment
 - Telecommunication equipment [terminal]
 - Test and measurement equipment
 - Industrial control
 - Audio visual equipment
 - Consumer electronics
 - (ii) Measures such as fail-safe function and redundant design should be taken to ensure reliability and safety when SHARP devices are used for or in connection with equipment that requires higher reliability such as:
 - Transportation control and safety equipment (i.e., aircraft, trains, automobiles, etc.)
 - Traffic signals
 - Gas leakage sensor breakers
 - Alarm equipment
 - Various safety devices, etc.
 - (iii) SHARP devices shall not be used for or in connection with equipment that requires an extremely high level of reliability and safety such as:
 - Space applications
 - Telecommunication equipment [trunk lines]
 - Nuclear power control equipment
 - Medical and other life support equipment (e.g., scuba).
- If the SHARP devices listed in this publication fall within the scope of strategic products described in the Foreign Exchange and Foreign Trade Law of Japan, it is necessary to obtain approval to export such SHARP devices.
- This publication is the proprietary product of SHARP and is copyrighted, with all rights reserved. Under the copyright laws, no part of this publication may be reproduced or transmitted in any form or by any means, electronic or mechanical, for any purpose, in whole or in part, without the express written permission of SHARP. Express written permission is also required before any use of this publication may be made by a third party.
- Contact and consult with a SHARP representative if there are any questions about the contents of this publication.