



Chipsmall Limited consists of a professional team with an average of over 10 year of expertise in the distribution of electronic components. Based in Hongkong, we have already established firm and mutual-benefit business relationships with customers from,Europe,America and south Asia,supplying obsolete and hard-to-find components to meet their specific needs.

With the principle of “Quality Parts,Customers Priority,Honest Operation,and Considerate Service”,our business mainly focus on the distribution of electronic components. Line cards we deal with include Microchip,ALPS,ROHM,Xilinx,Pulse,ON,Everlight and Freescale. Main products comprise IC,Modules,Potentiometer,IC Socket,Relay,Connector.Our parts cover such applications as commercial,industrial, and automotives areas.

We are looking forward to setting up business relationship with you and hope to provide you with the best service and solution. Let us make a better world for our industry!



Contact us

Tel: +86-755-8981 8866 Fax: +86-755-8427 6832

Email & Skype: info@chipsmall.com Web: www.chipsmall.com

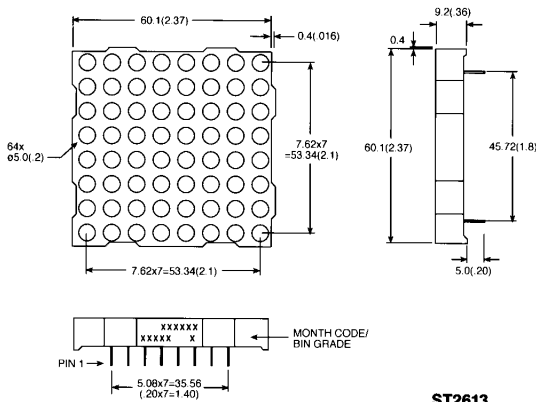
Address: A1208, Overseas Decoration Building, #122 Zhenhua RD., Futian, Shenzhen, China



YELLOW GMA 2888C GMC 2888C
HER GMA 2988C GMC 2988C
GREEN GMA 2488C GMC 2488C
BICOLOR RED/GREEN GMC 2688C

PACKAGE DIMENSIONS

A. GMX2X88C



DESCRIPTION

These are 8x8 dot matrix displays with large emitting area (0.2" diameter) LED sources. The GMX2X88C series are single color displays with the exception of GMC2688C, a bicolor of red/green displays.

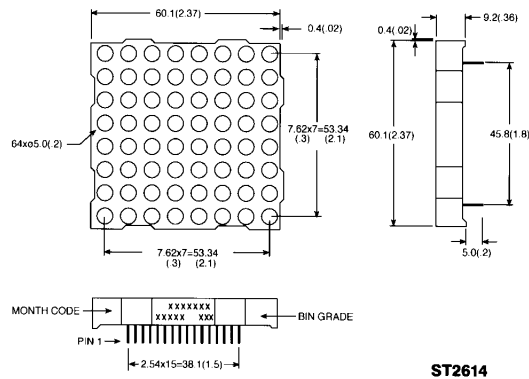
All displays have gray face and white dot color. Other face or dot colors are available with minimum requirement.

The X in GMX denotes row anode or row cathode.

FEATURES

- 2.3" (58.4mm) character height
- Low power requirement
- High contrast & brightness
- Wide viewing angle 130°
- 8x8 array with X-Y select
- Compatible with USASCII and EBCDIC codes
- X-Y stackable
- Choice of two matrix orientation anode or cathode column
- Easy mounting on PCB
- Categorized for luminous intensity
- Single color displays have the choice of 3 bright color — yellow/orange/green
- Multicolor color displays are applicable to 3 bright color—greens, orange (HER) and yellow (green and HER mixed)

B. GMC2688C



- NOTES:**
1. ALL PINS ARE 0.5 (.02).
 2. DIMENSIONS IN MILLIMETERS (INCH), TOLERANCE IS ±0.25 (.01) UNLESS OTHERWISE NOTED.

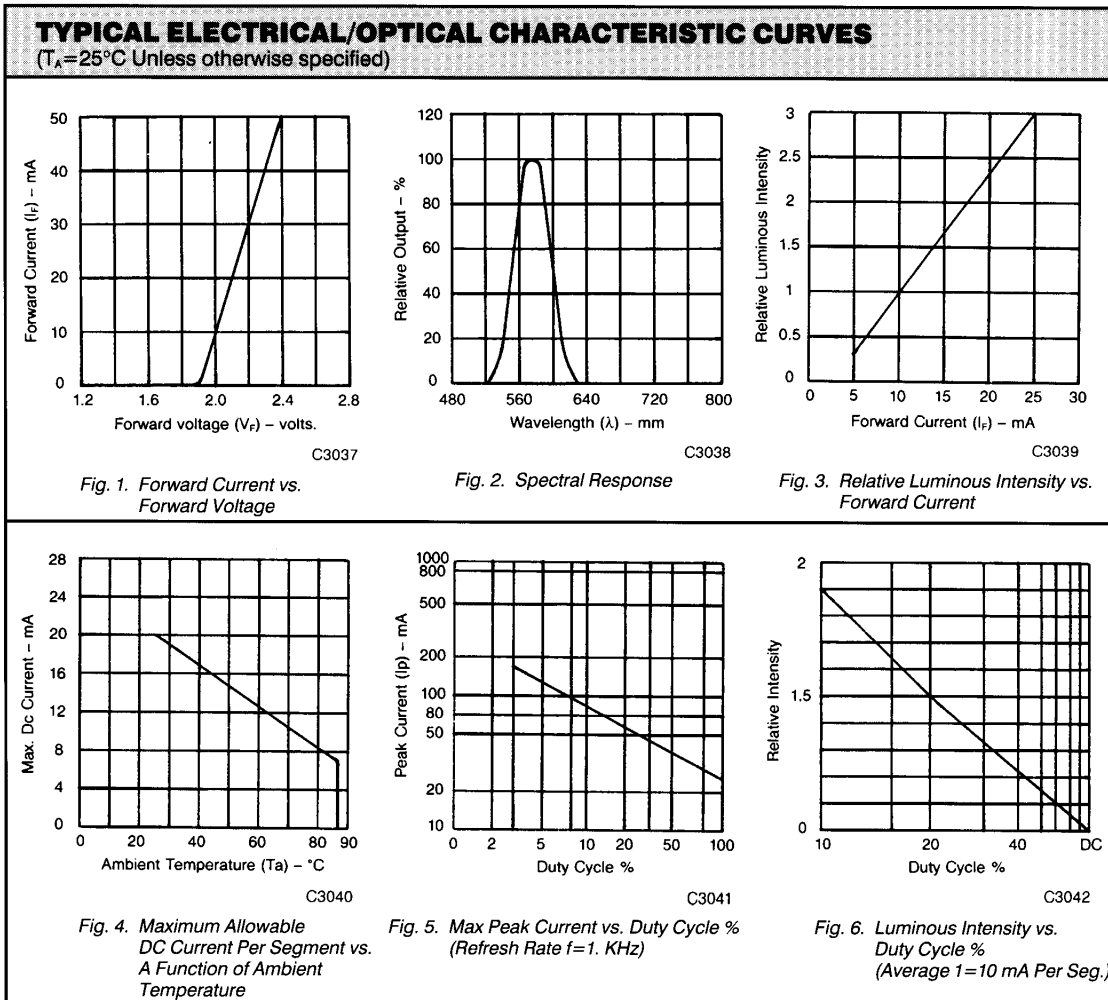


**2.3" 8x8
DOT MATRIX DISPLAYS**

ABSOLUTE MAXIMUM RATING ($T_A=25^{\circ}\text{C}$ unless otherwise specified)				
	YELLOW	HER	GREEN	UNITS
Power dissipation per dot/color	60	70	75	mW
Peak forward current per dot/color (duty cycle 1/10, 10KHz)	80	100	100	mA
Continuous I_F per dot/color	20	25	25	mA
Reverse voltage V_R per dot/color	5	5	5	V
Operating and storage temperature range	-25°C to +85°C			
Soldering time at 260°C (1/16 inch below seating plane)	3 sec			

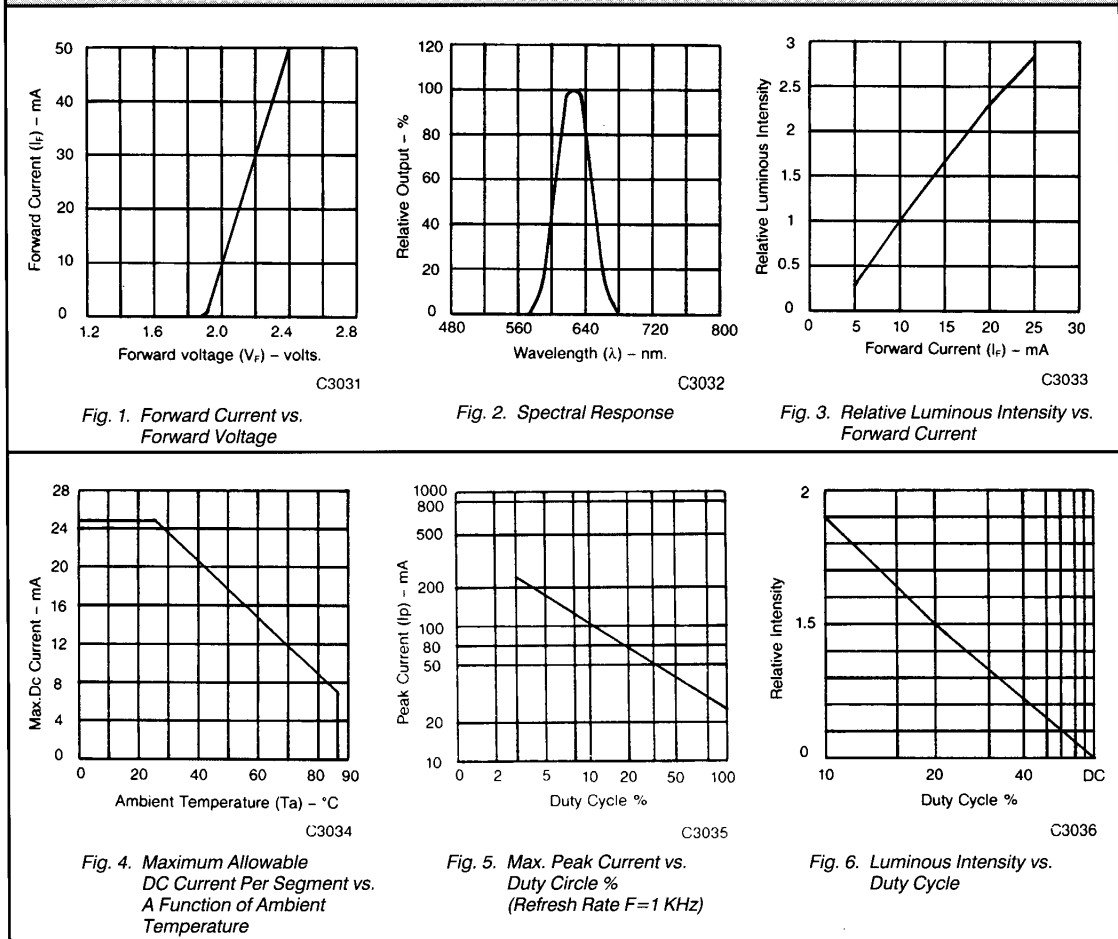
MODEL NUMBERS						
PART NO.			MULTI-COLOR	DESCRIPTION	PACKAGE DIMENSION	INTERNAL CIRCUIT DIAGRAM
YELLOW	HER	GREEN				
GMC2888C	GMC2988C	GMC2488C		Anode column, cathode row	A	A
GMA2888C	GMA2988C	GMA2488C		Cathode column, anode row	A	B
			GMC2688C	Anode column, cathode row	B	C

ELECTRICAL/OPTICAL CHARACTERISTICS ($T_A=25^\circ\text{C}$ Unless otherwise specified)					
GMX 2888C					
PARAMETER	MIN	TYP	MAX	UNITS	TEST CONDITIONS
Average luminous intensity		3000		μcd	$I_F=20\text{ mA}$
Peak emission wavelength		585		nm	$I_F=20\text{ mA}$
Spectral line half-width		35		nm	$I_F=20\text{ mA}$
Forward voltage, any dot		2.1	2.8	V	$I_F=20\text{ mA}$
Reverse voltage, any dot			100	μA	$V_R=5\text{V}$

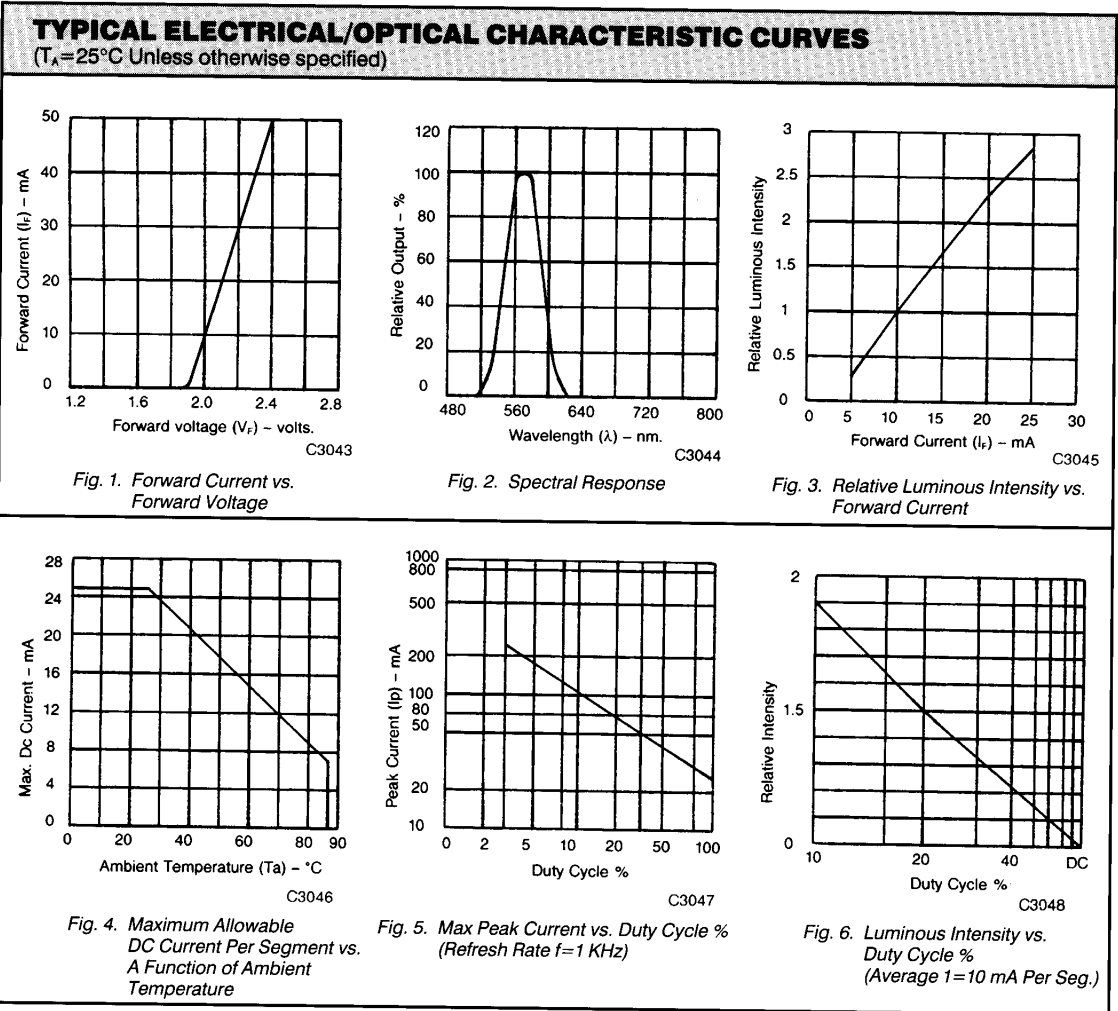


ELECTRICAL/OPTICAL CHARACTERISTICS ($T_A=25^\circ\text{C}$ Unless otherwise specified)					
GMX 2988C					
PARAMETER	MIN	TYP	MAX	UNITS	TEST CONDITIONS
Average luminous intensity		3000		μcd	$I_F=20\text{ mA}$
Peak emission wavelength		635		nm	$I_F=20\text{ mA}$
Spectral line half-width		40		nm	$I_F=20\text{ mA}$
Forward voltage, any dot		2.1	2.8	V	$I_F=20\text{ mA}$
Reverse voltage, any dot			100	μA	$V_R=5\text{V}$

TYPICAL ELECTRICAL/OPTICAL CHARACTERISTIC CURVES
($T_A=25^\circ\text{C}$ Unless otherwise specified)



ELECTRICAL/OPTICAL CHARACTERISTICS ($T_A=25^\circ\text{C}$ Unless otherwise specified)					
GMX 2488C					
PARAMETER	MIN	TYP	MAX	UNITS	TEST CONDITIONS
Average luminous intensity		3000		μcd	$I_F=20\text{ mA}$
Peak emission wavelength		565		nm	$I_F=20\text{ mA}$
Spectral line half-width		30		nm	$I_F=20\text{ mA}$
Forward voltage, any dot		2.1	2.8	V	$I_F=20\text{ mA}$
Reverse voltage, any dot			100	μA	$V_R=5\text{V}$

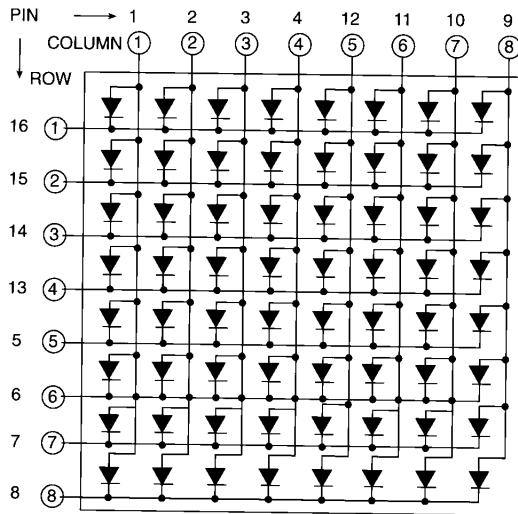


PIN CONNECTION			
PIN NO.	GMC2X88C	GMA2X88C	GMC2688C
1	Anode column 1	Cathode column 1	Anode Column 1b
2	Anode column 2	Cathode column 2	Anode column 1a
3	Anode column 3	Cathode column 3	Anode column 2b
4	Anode column 4	Cathode column 4	Anode column 2a
5	Cathode row 5	Anode row 5	Anode column 3b
6	Cathode row 6	Anode row 6	Anode column 3a
7	Cathode row 7	Anode row 7	Anode column 4b
8	Cathode row 8	Anode row 8	Anode column 4a
9	Anode column 8	Cathode column 8	Cathode row 5b
10	Anode column 7	Cathode column 7	Cathode row 5a
11	Anode column 6	Cathode column 6	Cathode row 6b
12	Anode column 5	Cathode column 5	Cathode row 6a
13	Cathode row 4	Anode row 4	Cathode row 7b
14	Cathode row 3	Anode row 3	Cathode row 7a
15	Cathode row 2	Anode row 2	Cathode row 8b
16	Cathode row 1	Anode row 1	Cathode row 8a
17			Anode column 8b
18			Anode column 8a
19			Anode column 7b
20			Anode column 7a
21			Anode column 6b
22			Anode column 6a
23			Anode column 5b
24			Anode column 5a
25			Cathode row 4b
26			Cathode row 4a
27			Cathode row 3b
28			Cathode row 3a
29			Cathode row 2b
30			Cathode row 2a
31			Cathode row 1b
32			Cathode row 1a

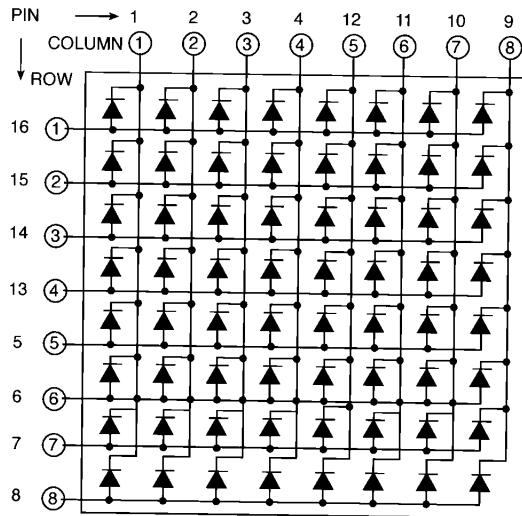
"a" for HER chip "b" for green chip

INTERNAL CIRCUIT DIAGRAM

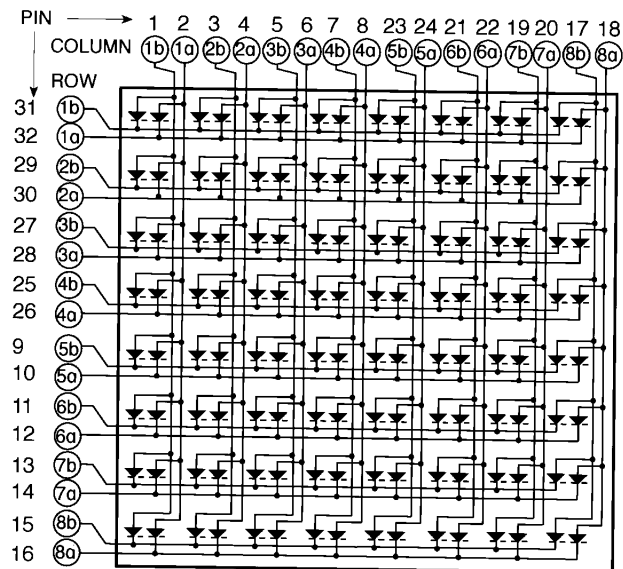
A. GMC2X88C



B. GMA2X88C



C. GMC2688C





2.3" 8 X 8 DOT MATRIX DISPLAYS

DISCLAIMER

FAIRCHILD SEMICONDUCTOR RESERVES THE RIGHT TO MAKE CHANGES WITHOUT FURTHER NOTICE TO ANY PRODUCTS HEREIN TO IMPROVE RELIABILITY, FUNCTION OR DESIGN. FAIRCHILD DOES NOT ASSUME ANY LIABILITY ARISING OUT OF THE APPLICATION OR USE OF ANY PRODUCT OR CIRCUIT DESCRIBED HEREIN; NEITHER DOES IT CONVEY ANY LICENSE UNDER ITS PATENT RIGHTS, NOR THE RIGHTS OF OTHERS.

LIFE SUPPORT POLICY

FAIRCHILD'S PRODUCTS ARE NOT AUTHORIZED FOR USE AS CRITICAL COMPONENTS IN LIFE SUPPORT DEVICES OR SYSTEMS WITHOUT THE EXPRESS WRITTEN APPROVAL OF THE PRESIDENT OF FAIRCHILD SEMICONDUCTOR CORPORATION. As used herein:

1. Life support devices or systems are devices or systems which, (a) are intended for surgical implant into the body, or (b) support or sustain life, and (c) whose failure to perform when properly used in accordance with instructions for use provided in the labeling, can be reasonably expected to result in a significant injury of the user.
2. A critical component in any component of a life support device or system whose failure to perform can be reasonably expected to cause the failure of the life support device or system, or to affect its safety or effectiveness.