



Chipsmall Limited consists of a professional team with an average of over 10 year of expertise in the distribution of electronic components. Based in Hongkong, we have already established firm and mutual-benefit business relationships with customers from,Europe,America and south Asia,supplying obsolete and hard-to-find components to meet their specific needs.

With the principle of “Quality Parts,Customers Priority,Honest Operation,and Considerate Service”,our business mainly focus on the distribution of electronic components. Line cards we deal with include Microchip,ALPS,ROHM,Xilinx,Pulse,ON,Everlight and Freescale. Main products comprise IC,Modules,Potentiometer,IC Socket,Relay,Connector.Our parts cover such applications as commercial,industrial, and automotives areas.

We are looking forward to setting up business relationship with you and hope to provide you with the best service and solution. Let us make a better world for our industry!



Contact us

Tel: +86-755-8981 8866 Fax: +86-755-8427 6832

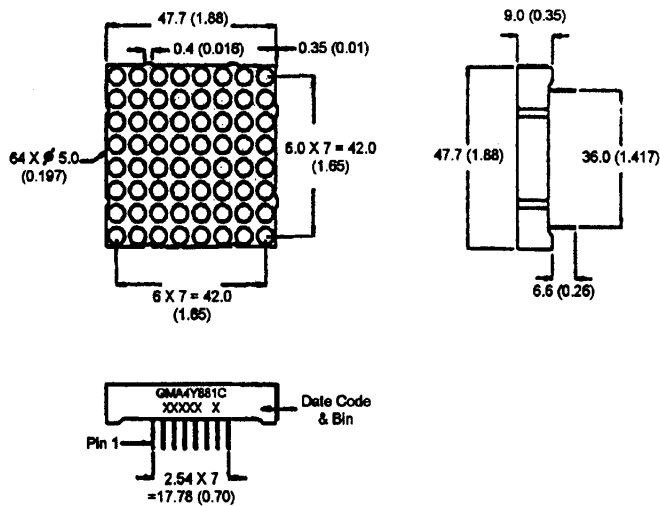
Email & Skype: info@chipsmall.com Web: www.chipsmall.com

Address: A1208, Overseas Decoration Building, #122 Zhenhua RD., Futian, Shenzhen, China



Superbright Yellow GMA4Y881C

PACKAGE DIMENSIONS



DESCRIPTION

The GMA4Y881C is a 8 X 8 populated with super bright AllnGaP yellow LEDs. It has a grey face with neutral diffused segment color.

FEATURES

- 1.88" (47.7mm) character height.
- Low power requirement.
- Wide 130° viewing angle.
- High brightness and contrast
- 8 X 8 array with X-Y select.
- X-Y stackable.
- Easy mounting on P.C. board.

NOTE: Dimensions are in mm (inch).
Tolerances are ± 0.25 (0.1) unless otherwise noted.
All pins are 0.5 (.02).

MODEL NUMBER

<u>Part Number</u>	<u>Colour</u>	<u>Description</u>
GMA4Y881C	Superbright Yellow	Common anode row.
(For other color options, contact your local area Sales Office)		

ABSOLUTE MAXIMUM RATING ($T_A = 25^\circ\text{C}$ unless otherwise specified)

	Superbright Yellow	Units
Peak forward current per segment (Duty cycle 1/10, 10KHz)	90	mA
Continuous IF per segment	25	mA
Power dissipation per segment	70*	mW
*Derate linearly from 25°C	0.33	mW/°C
Reverse voltage VR per segment	5	Volts
Operating and storage temperature range.....	-25°C to +85°C	
Soldering time at 260°C..... (1/16" below seating plane)	3 sec	


ELECTRO - OPTICAL CHARACTERISTICS ($T_A = 25^\circ\text{C}$ unless otherwise specified)

	Superbright Yellow	Test Condition
Luminous Intensity/Dot Digit average (Typical)	5000ucd	$I_F = 20\text{mA}$
Forward voltage (V_F) typical	2.1V	$I_F = 20\text{ mA}$
maximum	2.8V	$I_F = 20\text{ mA}$
Peak wavelength (nm)	592nm	$I_F = 20\text{ mA}$
Spectral line half width (nm)	17nm	$I_F = 20\text{mA}$
Reverse breakdown voltage V_R	5V	$I_R = 100\mu\text{A}$

PIN CONNECTION: GMA4Y881C

Pin Number	Function	Pin Number	Function
1	Anode Row 5	13	Cathode Column 1
2	Anode Row 7	14	Anode Row 2
3	Cathode Column 2	15	Cathode Column 7
4	Cathode Column 3	16	Cathode Column 8
5	Anode Row 8		
6	Cathode Column 5		
7	Anode Row 6		
8	Anode Row 3		
9	Anode Row 1		
10	Cathode Column 4		
11	Cathode Column 6		
12	Anode Row 4		

SCHEMATIC: GMA4Y881C



GRAPHICAL DETAIL: Superbright Yellow ($T_A = 25^\circ\text{C}$ unless otherwise specified)

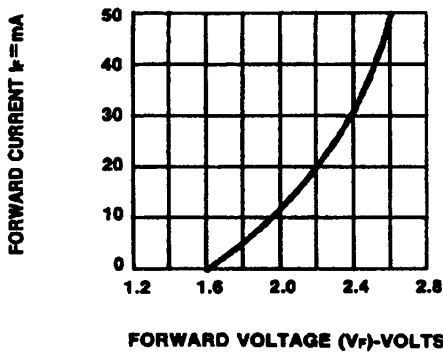


Fig.1 FORWARD CURRENT VS. FORWARD VOLTAGE.

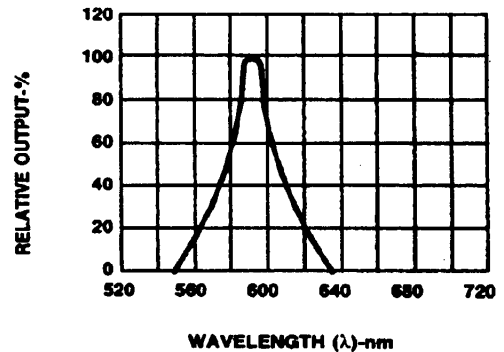


Fig.2 SPECTRAL RESPONSE

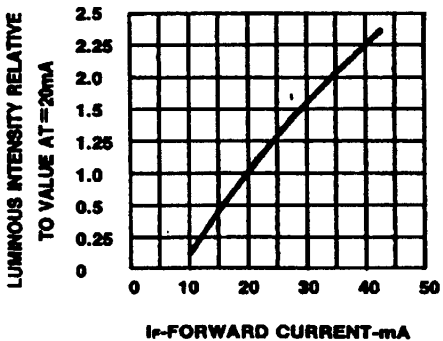


Fig.3 RELATIVE LUMINOUS INTENSITY VS. FORWARD CURRENT

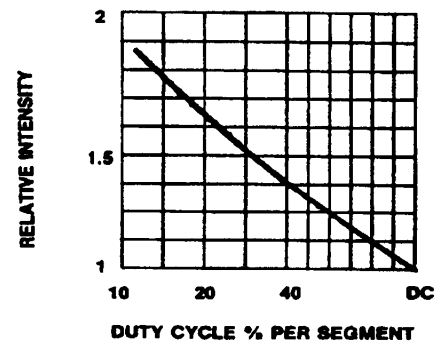


Fig.5 LUMINOUS INTENSITY VS. DUTY CYCLE

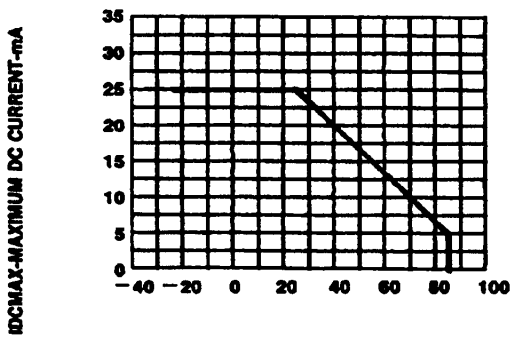


Fig.4 MAXIMUM ALLOWABLE DC CURRENT PER SEGMENT VS. A FUNCTION OF AMBIENT TEMPERATURE.

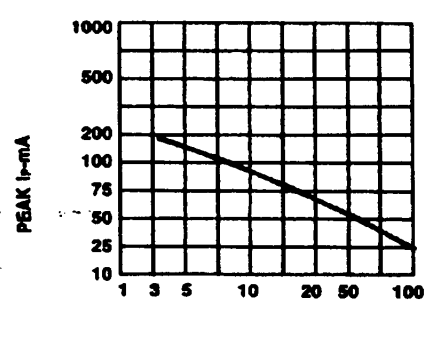


Fig. 6 MAX PEAK CURRENT VS. DUTY CYCLE % (REFRESH RATE $f=1\text{ KHz}$)



FAIRCHILD

SEMICONDUCTOR™

1.88 INCH (47.7 mm) 8 X 8 DOT MATRIX STICK DISPLAY

DISCLAIMER

FAIRCHILD SEMICONDUCTOR RESERVES THE RIGHT TO MAKE CHANGES WITHOUT FURTHER NOTICE TO ANY PRODUCTS HEREIN TO IMPROVE RELIABILITY, FUNCTION OR DESIGN. FAIRCHILD DOES NOT ASSUME ANY LIABILITY ARISING OUT OF THE APPLICATION OR USE OF ANY PRODUCT OR CIRCUIT DESCRIBED HEREIN; NEITHER DOES IT CONVEY ANY LICENSE UNDER ITS PATENT RIGHTS, NOR THE RIGHTS OF OTHERS.

LIFE SUPPORT POLICY

FAIRCHILD'S PRODUCTS ARE NOT AUTHORIZED FOR USE AS CRITICAL COMPONENTS IN LIFE SUPPORT DEVICES OR SYSTEMS WITHOUT THE EXPRESS WRITTEN APPROVAL OF THE PRESIDENT OF FAIRCHILD SEMICONDUCTOR CORPORATION. As used herein:

1. Life support devices or systems are devices or systems which, (a) are intended for surgical implant into the body, or (b) support or sustain life, and (c) whose failure to perform when properly used in accordance with instructions for use provided in the labeling, can be reasonably expected to result in a significant injury of the user.
2. A critical component in any component of a life support device or system whose failure to perform can be reasonably expected to cause the failure of the life support device or system, or to affect its safety or effectiveness.