



Chipsmall Limited consists of a professional team with an average of over 10 year of expertise in the distribution of electronic components. Based in Hongkong, we have already established firm and mutual-benefit business relationships with customers from,Europe,America and south Asia,supplying obsolete and hard-to-find components to meet their specific needs.

With the principle of “Quality Parts,Customers Priority,Honest Operation,and Considerate Service”,our business mainly focus on the distribution of electronic components. Line cards we deal with include Microchip,ALPS,ROHM,Xilinx,Pulse,ON,Everlight and Freescale. Main products comprise IC,Modules,Potentiometer,IC Socket,Relay,Connector.Our parts cover such applications as commercial,industrial, and automotives areas.

We are looking forward to setting up business relationship with you and hope to provide you with the best service and solution. Let us make a better world for our industry!



Contact us

Tel: +86-755-8981 8866 Fax: +86-755-8427 6832

Email & Skype: info@chipsmall.com Web: www.chipsmall.com


Address: A1208, Overseas Decoration Building, #122 Zhenhua RD., Futian, Shenzhen, China



10A, 50V - 1000V Glass Passivated Rectifiers

FEATURES

- Glass passivated chip junction
- High efficiency, Low VF
- High current capability
- High surge current capability
- Low power loss
- Compliant to RoHS Directive 2011/65/EU and in accordance to WEEE 2002/96/EC
- Halogen-free according to IEC 61249-2-21



TO-263AB (D²PAK)

MECHANICAL DATA

Case: TO-263AB (D²PAK)

Molding compound, UL flammability classification rating 94V-0

Moisture sensitivity level: level 1, per J-STD-020

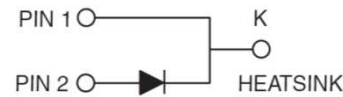
Packing code with suffix "G" means green compound (halogen-free)

Terminal: Matte tin plated leads, solderable per JESD22-B102

Meet JESD 201 class 1A whisker test

Polarity: As marked

Weight: 1.7 g (approximately)



| MAXIMUM RATINGS AND ELECTRICAL CHARACTERISTICS (T _A =25°C unless otherwise noted) | | | | | | | | | |
|--|--------------------|-----------------------|-----------|-----------|-----------|-----------|-----------|-----------|------|
| PARAMETER | SYMBOL | GPAS 1001 | GPAS 1002 | GPAS 1003 | GPAS 1004 | GPAS 1005 | GPAS 1006 | GPAS 1007 | UNIT |
| Maximum repetitive peak reverse voltage | V _{RRM} | 50 | 100 | 200 | 400 | 600 | 800 | 1000 | V |
| Maximum RMS voltage | V _{RMS} | 35 | 70 | 140 | 280 | 420 | 560 | 700 | V |
| Maximum DC blocking voltage | V _{DC} | 50 | 100 | 200 | 400 | 600 | 800 | 1000 | V |
| Maximum average forward rectified current | I _{F(AV)} | 10 | | | | | | | A |
| Peak forward surge current, 8.3 ms single half sine-wave superimposed on rated load | I _{FSM} | 150 | | | | | | | A |
| Maximum instantaneous forward voltage (Note 1) I _F = 10 A | V _F | 1.1 | | | | | | | V |
| Maximum reverse current @ rated V _R | I _R | T _J =25°C | | | | | | | μA |
| | | T _J =125°C | | | | | | | |
| Typical junction capacitance (Note 3) | C _J | 50 | | | | | | | pF |
| Typical thermal resistance | R _{θJC} | 4 | | | | | | | °C/W |
| Operating junction temperature range | T _J | - 55 to +150 | | | | | | | °C |
| Storage temperature range | T _{STG} | - 55 to +150 | | | | | | | °C |

Note 1: Pulse test with PW=300μs, 1% duty cycle

Note 2: Measured at 1 MHz and Applied Reverse Voltage of 4.0V D.C.

| ORDERING INFORMATION | | | | |
|----------------------|--------------|-------------------------|--------------------|------------------------|
| PART NO. | PACKING CODE | PACKING CODE SUFFIX (*) | PACKAGE | PACKING |
| GPAS100x (Note 1) | RN | G | D ² PAK | 800 / 13" Paper reel |
| | MN | | D ² PAK | 800 / 13" Plastic reel |

Note 1: "x" defines voltage from 50V (GPAS1001) to 1000V (GPAS1007)

*: Optional available

| EXAMPLE | | | | |
|--------------------|----------|--------------|---------------------|----------------|
| PREFERRED PART NO. | PART NO. | PACKING CODE | PACKING CODE SUFFIX | DESCRIPTION |
| GPAS1007 RNG | GPAS1007 | RN | G | Green compound |

RATINGS AND CHARACTERISTICS CURVES

(T_A=25°C unless otherwise noted)

FIG.1 MAXMUM FORWARD CURRENT DERATING CURVE

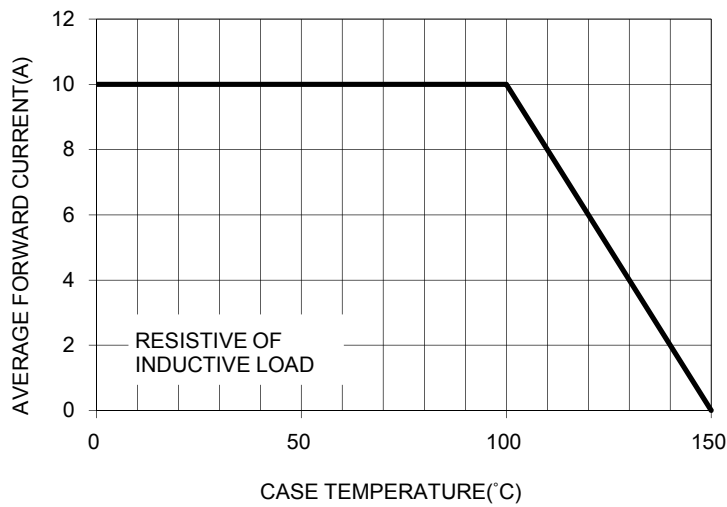


FIG. 2 TYPICAL REVERSE CHARACTERISTICS

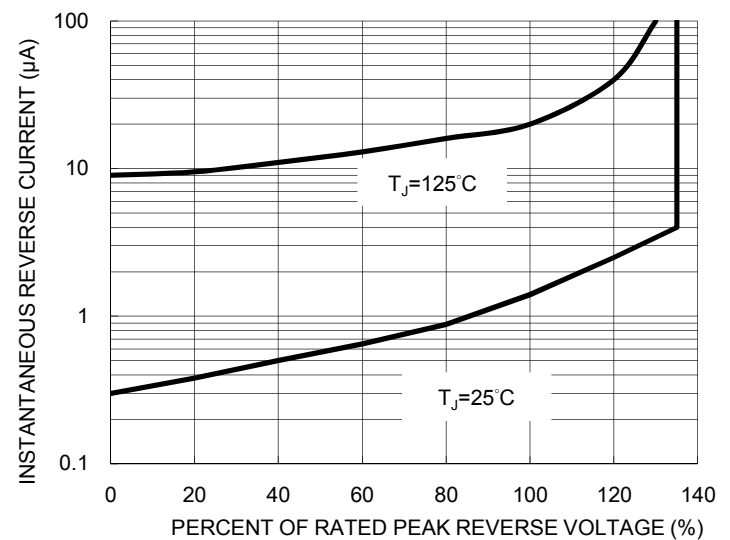


FIG. 3 MAXIMUM NON-REPETITIVE FORWARD SURGE CURRENT

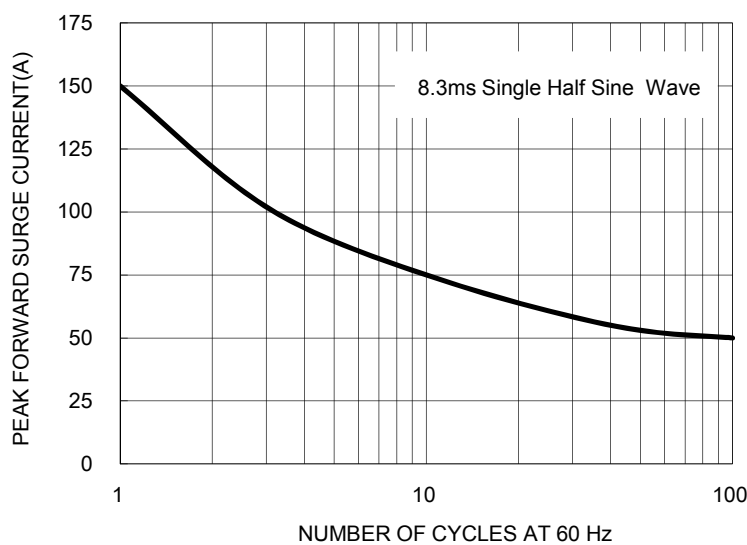


FIG. 4 TYPICAL INSTANTANEOUS FORWARD CHARACTERISTICS

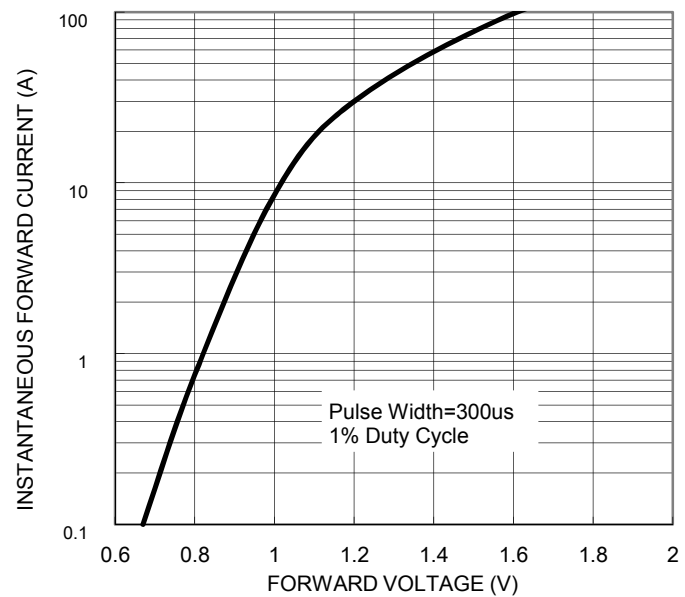
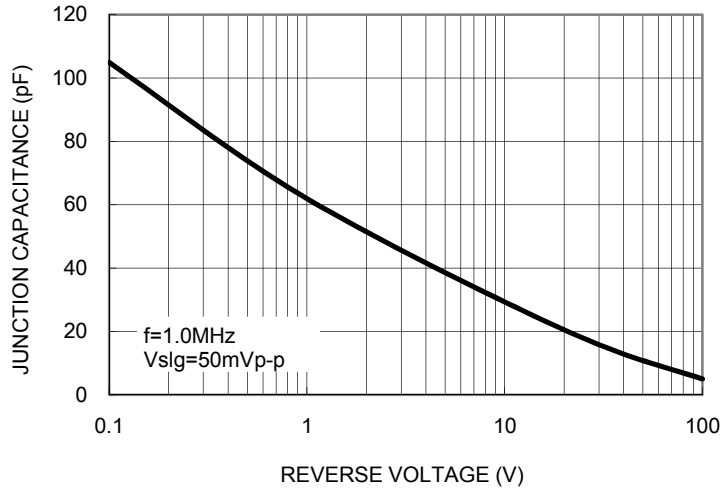
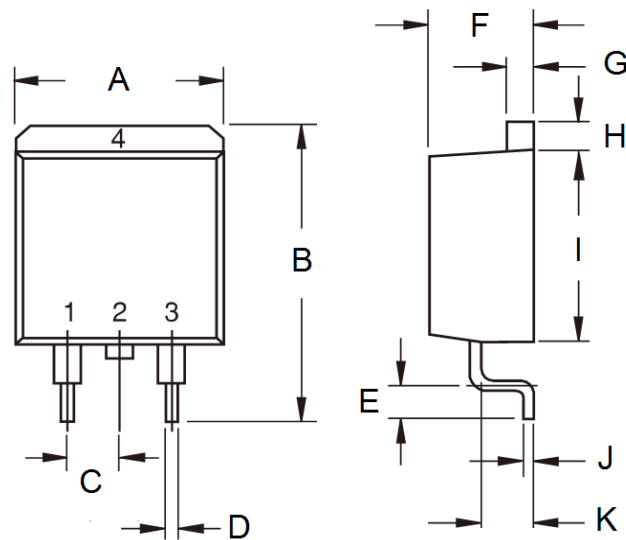


FIG. 5 TYPICAL JUNCTION CAPACITANCE



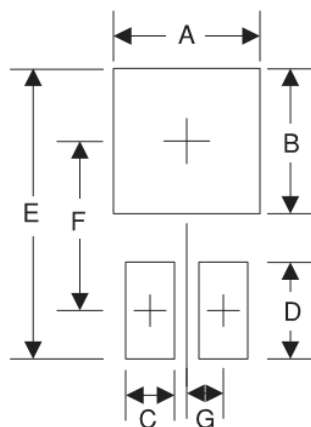
PACKAGE OUTLINE DIMENSIONS

TO-263AB (D²PAK)



| DIM. | Unit (mm) | | Unit (inch) | |
|------|-----------|-------|-------------|-------|
| | Min | Max | Min | Max |
| A | - | 10.5 | - | 0.413 |
| B | 14.60 | 15.88 | 0.575 | 0.625 |
| C | 2.41 | 2.67 | 0.095 | 0.105 |
| D | 0.68 | 0.94 | 0.027 | 0.037 |
| E | 2.29 | 2.79 | 0.090 | 0.110 |
| F | 4.44 | 4.70 | 0.175 | 0.185 |
| G | 1.14 | 1.40 | 0.045 | 0.055 |
| H | 1.14 | 1.40 | 0.045 | 0.055 |
| I | 8.25 | 9.25 | 0.325 | 0.364 |
| J | 0.36 | 0.53 | 0.014 | 0.021 |
| K | 2.03 | 2.79 | 0.080 | 0.110 |

SUGGESTED PAD LAYOUT



| Symbol | Unit (mm) | Unit (inch) |
|--------|-----------|-------------|
| A | 10.8 | 0.425 |
| B | 8.3 | 0.327 |
| C | 1.1 | 0.043 |
| D | 3.5 | 0.138 |
| E | 16.9 | 0.665 |
| F | 9.5 | 0.374 |
| G | 2.5 | 0.098 |

MARKING DIAGRAM



- P/N = Specific Device Code
- G = Green Compound
- YWW = Date Code
- F = Factory Code

Notice

Specifications of the products displayed herein are subject to change without notice. TSC or anyone on its behalf, assumes no responsibility or liability for any errors or inaccuracies.

Information contained herein is intended to provide a product description only. No license, express or implied, to any intellectual property rights is granted by this document. Except as provided in TSC's terms and conditions of sale for such products, TSC assumes no liability whatsoever, and disclaims any express or implied warranty, relating to sale and/or use of TSC products including liability or warranties relating to fitness for a particular purpose, merchantability, or infringement of any patent, copyright, or other intellectual property right.

The products shown herein are not designed for use in medical, life-saving, or life-sustaining applications. Customers using or selling these products for use in such applications do so at their own risk and agree to fully indemnify TSC for any damages resulting from such improper use or sale.