



Chipsmall Limited consists of a professional team with an average of over 10 year of expertise in the distribution of electronic components. Based in Hongkong, we have already established firm and mutual-benefit business relationships with customers from,Europe,America and south Asia,supplying obsolete and hard-to-find components to meet their specific needs.

With the principle of “Quality Parts,Customers Priority,Honest Operation,and Considerate Service”,our business mainly focus on the distribution of electronic components. Line cards we deal with include Microchip,ALPS,ROHM,Xilinx,Pulse,ON,Everlight and Freescale. Main products comprise IC,Modules,Potentiometer,IC Socket,Relay,Connector.Our parts cover such applications as commercial,industrial, and automotives areas.

We are looking forward to setting up business relationship with you and hope to provide you with the best service and solution. Let us make a better world for our industry!



Contact us

Tel: +86-755-8981 8866 Fax: +86-755-8427 6832

Email & Skype: info@chipsmall.com Web: www.chipsmall.com

Address: A1208, Overseas Decoration Building, #122 Zhenhua RD., Futian, Shenzhen, China





GS01MSAKE

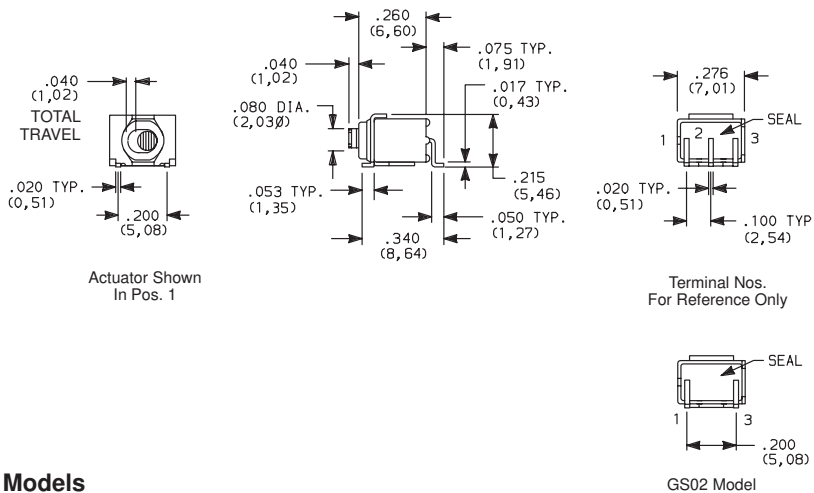


GS01MSC1KE



GS01MSV1KE

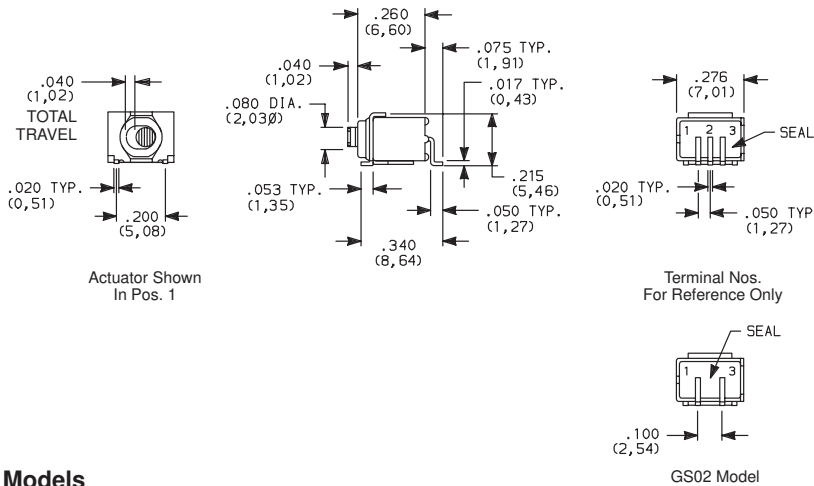
- Process compatible—withstands IR and vapor phase reflow soldering and cleaning processes—high temperature materials (UL 94V-0)
- Tin-lead alloy coats all sides of terminals for joint integrity
- Tape and reel packaging available for automated placement
- Splashproof construction—internal actuator seal—epoxy base seal
- Five surface mount terminal styles—.050" and .100" terminal spacing
- SPST and SPDT models available



| PART NO. | SWITCH FUNCTION | |
|------------------|-----------------|--------|
| | POS. 1 | POS. 2 |
| GS01MSAKE | ON | ON |
| Conn. Terms. | 2-1 | 2-3 |
| Schematic | | |
| SPDT | | |
| GS02MSAKE | OFF | ON |
| Conn. Terms. | OPEN | 3-1 |
| Schematic | | |
| SPST | | |

SPST and SPDT Models With SA Surface Mount Terminals

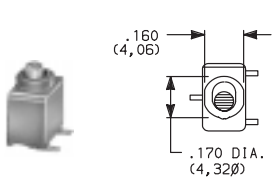
Part No. Shown: GS01MSAKE



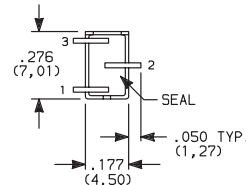
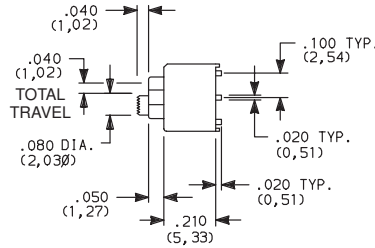
| PART NO. | SWITCH FUNCTION | |
|-------------------|-----------------|--------|
| | POS. 1 | POS. 2 |
| GS01MSA1KE | ON | ON |
| Conn. Terms. | 2-1 | 2-3 |
| Schematic | | |
| SPDT | | |
| GS02MSA1KE | OFF | ON |
| Conn. Terms. | OPEN | 3-1 |
| Schematic | | |
| SPST | | |

SPST and SPDT Models With SA1 Surface Mount Terminals

Part No. Shown: GS01MSA1KE



Actuator Shown
In Pos. 1



Terminal Nos.
For Reference Only

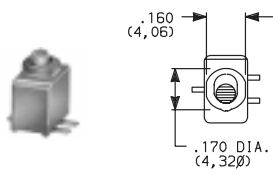
| PART NO. | SWITCH FUNCTION | |
|------------------|-----------------|------------|
| | POS. 1 | POS. 2 |
| GS01MSCKE | ON | ON |
| Conn. Terms. | 2-1 | 2-3 |
| Schematic | | |
| | | |
| SPDT | 1 | 2 (COMM) 3 |

**SPDT Models
With SC Surface Mount Terminals**

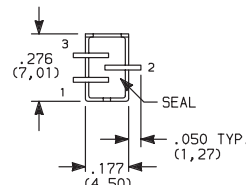
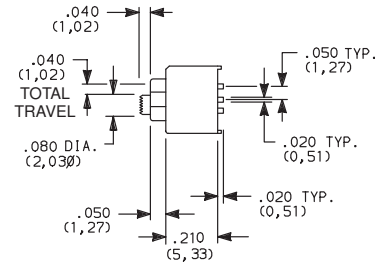
Part No. Shown: GS01MSCKE

NOTE: Recommended for infrequent use applications only. For increased switch mounting strength, order, SV1 termination style with support bracket (see below).

E



Actuator Shown
In Pos. 1



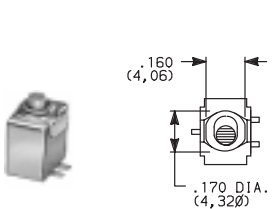
Terminal Nos.
For Reference Only

| PART NO. | SWITCH FUNCTION | |
|-------------------|-----------------|------------|
| | POS. 1 | POS. 2 |
| GS01MSC1KE | ON | ON |
| Conn. Terms. | 2-1 | 2-3 |
| Schematic | | |
| | | |
| SPDT | 1 | 2 (COMM) 3 |

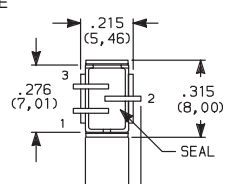
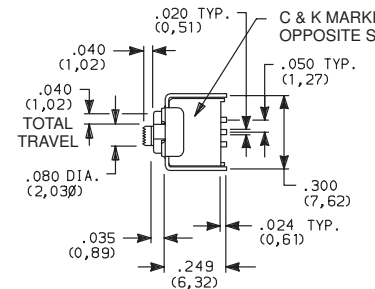
**SPDT Models
With SC1 Surface Mount Terminals**

Part No. Shown: GS01MSC1KE

NOTE: Recommended for infrequent use applications only. For increased switch mounting strength, order, SV1 termination style with support bracket (see below).

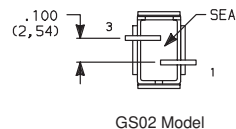


Actuator Shown
In Pos. 1



Terminal Nos.
For Reference Only

| PART NO. | SWITCH FUNCTION | |
|-------------------|-----------------|------------|
| | POS. 1 | POS. 2 |
| GS01MSV1KE | ON | ON |
| Conn. Terms. | 2-1 | 2-3 |
| Schematic | | |
| | | |
| SPDT | 1 | 2 (COMM) 3 |
| GS02MSV1KE | OFF | ON |
| Conn. Terms. | OPEN | 3-1 |
| Schematic | | |
| | | |
| SPST | 3 | 1 |



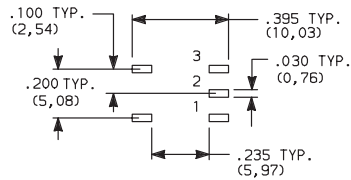
GS02 Model

**SPST and SPDT Models
With SV1 Surface Mount Terminals**

Part No. Shown: GS01MSV1KE

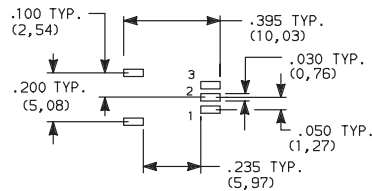
PC MOUNTING

SA Terminal Style



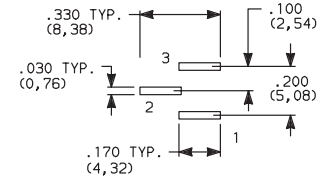
GS02 - omit pad 2.

SA1 Terminal Style

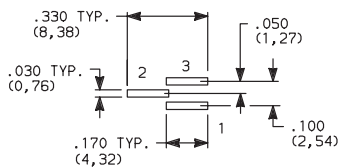


GS02 - omit pad 2.

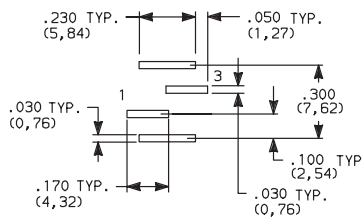
SC Terminal Style



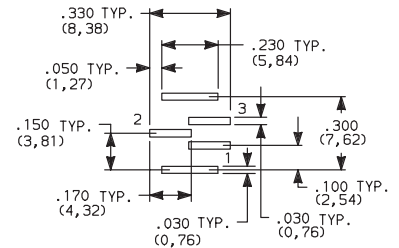
SC1 Terminal Style



SV1 Terminal Style
GS02 Models



SV1 Terminal Style
GS01 Models



CAUTION: PC mounting layouts and pads as shown are designed to be compatible with the latest equipment and reflow techniques. Care should be taken in the design and location of PC lands to suit individual needs. Orientation relative to reflow direction may significantly impact solder joint integrity.

HOW TO ORDER

Complete part numbers for GS SERIES ULTRA-MINIATURE SURFACE MOUNT SLIDE SWITCHES are shown on pages E-11 and E-12. Switches available on embossed anti-static tape and reels per EIA 481-3, consult factory. GS Series thru-hole models also available, see pages E-9 and E-10.

SPECIFICATIONS

- CONTACT RATING: 0.4 VA max. @ 20 V AC or DC max.
- MECHANICAL & ELECTRICAL LIFE: 40,000 make-and-break cycles at full load.
- CONTACT RESISTANCE: Below 50 milliohms typ. initial @ 2-4 V DC, 100 mA.
- INSULATION RESISTANCE: 10⁹ ohms min.
- DIELECTRIC STRENGTH: 500 V RMS min. @ sea level.
- OPERATING TEMPERATURE: -30°C to 85°C.
- SOLDERABILITY: Per MIL-STD-202F method 208D, or EIA RS-186E method 9 (1 hour steam aging).
- PACKAGING: Some models available on embossed anti-static tape and reels per EIA 481-3. Tape and cover strip are conductive for use near statically sensitive components, consult factory.

NOTE: Specifications and materials listed above are general specifications for switches with standard options. For information on specific and custom switches, consult factory.

MATERIALS

- HOUSING AND BASE: Glass filled nylon 4/6, flame retardant, heat stabilized (UL 94V-0).
- ACTUATOR: Polyetherimide PEI (UL 94V-0), with standard internal seal.
- SWITCH SUPPORT: Brass, tin plated.
- MOVEABLE CONTACTS: Beryllium copper, with gold plate over nickel plate.
- STATIONARY CONTACTS: Copper alloy, with gold plate over nickel plate.
- TERMINALS: Copper alloy, with tin-lead alloy over nickel plate.
- TERMINAL SEAL: Epoxy. All terminals insert molded.