



Chipsmall Limited consists of a professional team with an average of over 10 year of expertise in the distribution of electronic components. Based in Hongkong, we have already established firm and mutual-benefit business relationships with customers from,Europe,America and south Asia,supplying obsolete and hard-to-find components to meet their specific needs.

With the principle of “Quality Parts,Customers Priority,Honest Operation,and Considerate Service”,our business mainly focus on the distribution of electronic components. Line cards we deal with include Microchip,ALPS,ROHM,Xilinx,Pulse,ON,Everlight and Freescale. Main products comprise IC,Modules,Potentiometer,IC Socket,Relay,Connector.Our parts cover such applications as commercial,industrial, and automotives areas.

We are looking forward to setting up business relationship with you and hope to provide you with the best service and solution. Let us make a better world for our industry!



Contact us

Tel: +86-755-8981 8866 Fax: +86-755-8427 6832

Email & Skype: info@chipsmall.com Web: www.chipsmall.com

Address: A1208, Overseas Decoration Building, #122 Zhenhua RD., Futian, Shenzhen, China



Gear Tooth Speed Sensors

GS1001 – GS1002 Sensors

Hall Effect gear tooth speed sensor with adjustable stainless steel housing



Description

The GS1001-GS1002 series gear tooth speed sensors are Hall Effect devices designed for use in applications where ferrous edge detection/near zero speed sensing is needed. They provide a sinking current output.

Features

- From near zero speed up to 15 kHz sensing capability
- 10 bit dynamic threshold direction offers:
 - Automatically adjusting magnetic range
 - Self-compensating to target geometry
- Compatible with unregulated power supply
- RoHS compliant
- IP67
- Typical air gap of 1.5 mm*

Typical Applications

- Speedometers
- Anti-lock braking systems
- Exercise equipment
- CNC machine tools

PLEASE NOTE

CHERRY
will become
ZF in 2017.



Environmental Specifications

Vibration	Sinusoidal, 15 g max from 40 Hz to 2 kHz
Mechanical Shock Resistance	50 g
Maximum Speed Detection	15 kHz
Operating Temperature (GS100101, GS100201)	-40 °C to 105 °C (-40 °F to 221 °F)
Operating Temperature (GS100102, GS100202)	-40 °C to 125 °C (-40 °F to 257 °F)
Storage Temperature	-40 °C to 125 °C (-40 °F to 257 °F)
Ingress Protection	IP67

Electrical Specifications

Operating Supply Voltage	5 to 24 VDC
Maximum Input Voltage	30 VDC
Maximum Reverse Voltage	24 VDC
Supply Current	3 mA typ., 6 mA max
Output Sink Current	20 mA max
Recommended Pull-Up Resistor	See chart

Mechanical Specifications

Housing Material	303 Stainless Steel
Maximum Installation Torque Limit	5.65 Nm (50 in lb) on threads
Operating Air Gap / Sensing Distance*	1.5 mm (0.06")
* With recommended target type; see drawing	
Sensor Orientation	Not sensitive

Products

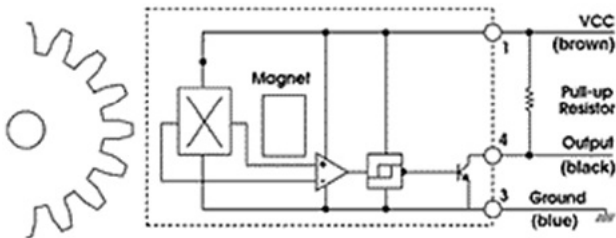
Part Number	Thread	Shielded Cable with Drain	Connector
GS100101	M12-1		12 mm, 4-pin circular mating connector, type IEC 60947-5-2
GS100102	M12-1	22 AWG x 1 m	
GS100201	M18-1		12 mm, 4-pin circular mating connector, type IEC 60947-5-2
GS100202	M18-1	22 AWG x 1 m	

Note: An external pull-up resistor is required, the value of which is dependent on the supply voltage. The resistor should be connected between the output and Vcc. Refer to the wiring diagram for lead colors or pin numbering as applicable.

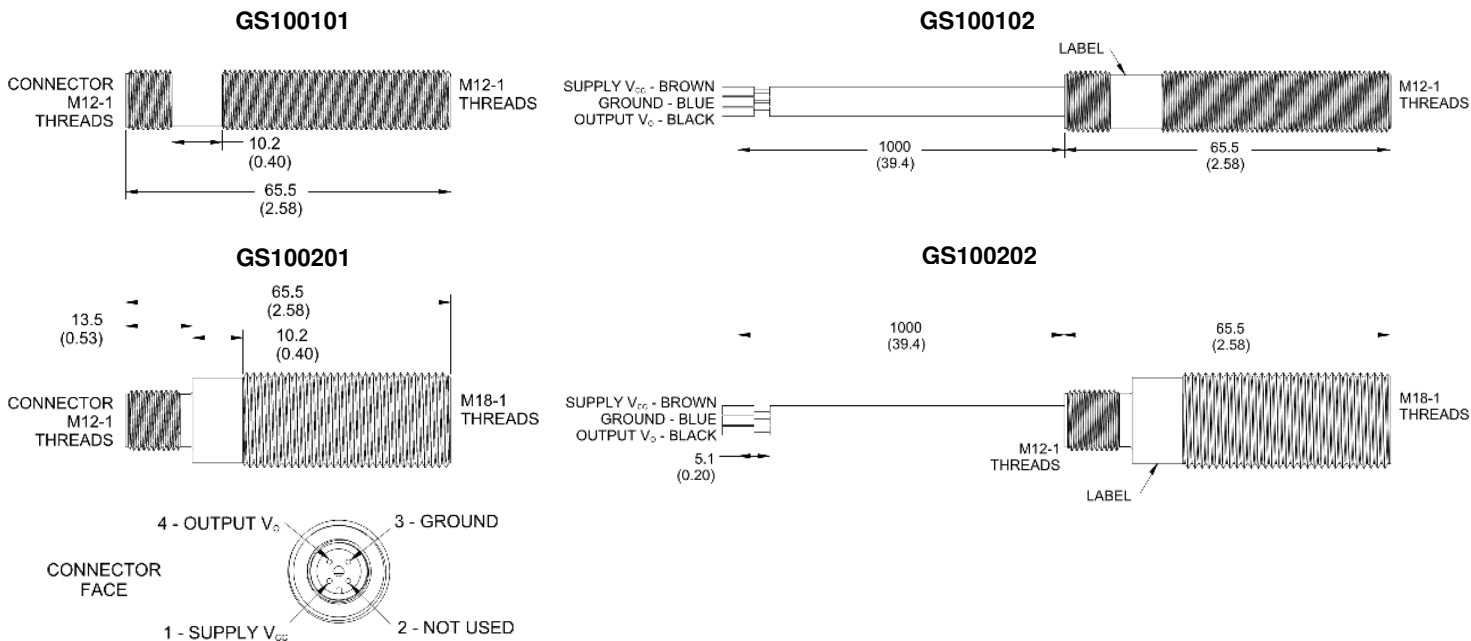
Recommended External Pull-Up Resistor

Volts DC	5	9	12	15	24
Ohms	1k	1.8k	2.4k	3k	3k

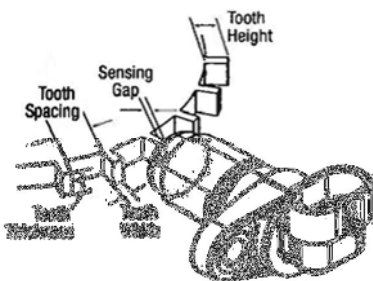
Open Collector Sinking Block Diagram



Dimensions mm (inches)



Installation



For best results, we recommend targets made from low carbon cold rolled steel. Other factors that influence sensor performance include gear tooth height and width, space between the teeth, shape of the teeth and thickness of the target. As a general guideline, consider a target with minimum parameters as shown below. Note that smaller dimensions may work, but testing for the application is required.

Tooth Height	Tooth Width	Distance between Teeth	Target Thickness
5.0 mm (.200")	2.5 mm (.100")	10 mm (.400")	6.35 mm (.250")