



Chipsmall Limited consists of a professional team with an average of over 10 year of expertise in the distribution of electronic components. Based in Hongkong, we have already established firm and mutual-benefit business relationships with customers from,Europe,America and south Asia,supplying obsolete and hard-to-find components to meet their specific needs.

With the principle of “Quality Parts,Customers Priority,Honest Operation,and Considerate Service”,our business mainly focus on the distribution of electronic components. Line cards we deal with include Microchip,ALPS,ROHM,Xilinx,Pulse,ON,Everlight and Freescale. Main products comprise IC,Modules,Potentiometer,IC Socket,Relay,Connector.Our parts cover such applications as commercial,industrial, and automotives areas.

We are looking forward to setting up business relationship with you and hope to provide you with the best service and solution. Let us make a better world for our industry!



Contact us

Tel: +86-755-8981 8866 Fax: +86-755-8427 6832

Email & Skype: info@chipsmall.com Web: www.chipsmall.com

Address: A1208, Overseas Decoration Building, #122 Zhenhua RD., Futian, Shenzhen, China





■ Features

- Universal AC input / Full range
- 2 pole EURO plug, Class II power unit
- No load power consumption < 0.075W
- **Energy efficiency Level VI**
- Comply with EU ErP and meet CoC Version 5
- Protections: Short circuit / Overload / Over voltage
- Fully enclosed plastic case
- Pass LPS
- 2 years warranty

■ Applications

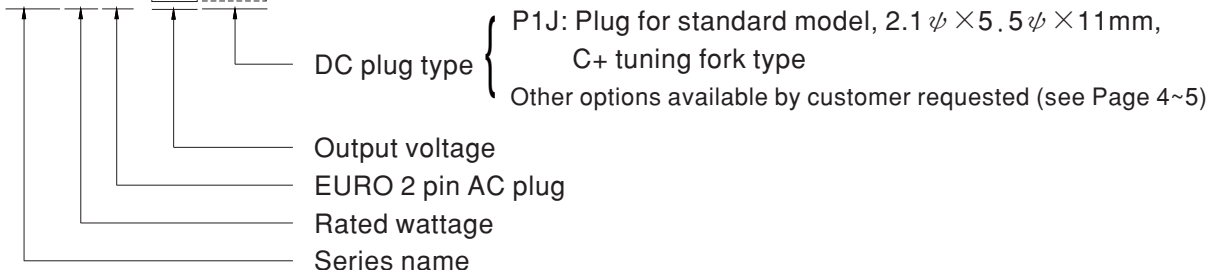
- Consumer electronic devices
- Telecommunication devices
- Office facilities
- Industrial equipments

■ Description

GS15E is a highly reliable, 15W wall-mounted style single-output green adaptor series. This product is a class II power unit (no FG), equipped with a 2-Pin standard European AC power plug, adopting the input range from 90VAC to 264VAC. The entire series supplies different models with output voltages ranging between 5VDC and 48VDC that can satisfy the demands for various types of consumer electronic devices. With the efficiency up to 87% and the extremely low no-load power consumption below 0.075W, GS15E is compliant with EU ErP, and meet Code of Conduct(CoC) Version 5 . The supreme feature allows the adaptor to save the energy when it is either under the operating mode or the standby mode. The entire series utilizes the 94V-0 flame retardant plastic case, providing the double insulation that effectively prevents electrical shock. GS15E is certified for the international safety regulations.

■ Model Encoding

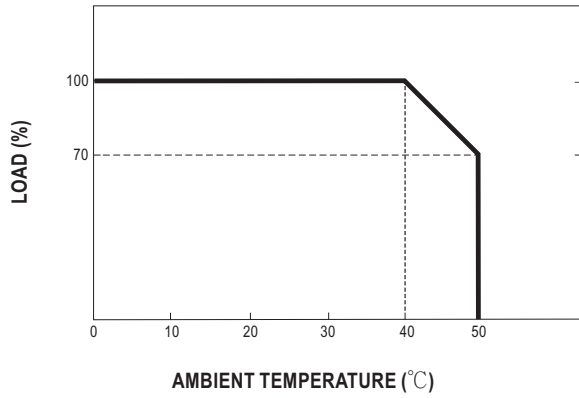
GS 15 E - 1 P1J



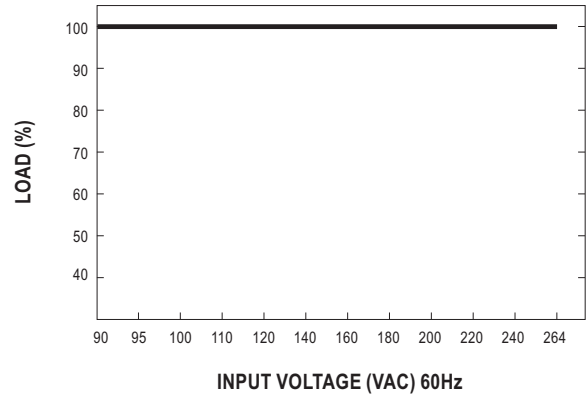
SPECIFICATION

ORDER NO.		GS15E-1P1J	GS15E-11P1J	GS15E-2P1J	GS15E-3P1J	GS15E-4P1J	GS15E-5P1J	GS15E-6P1J	GS15E-8P1J		
OUTPUT	SAFETY MODEL NO.	GS15E-1	GS15E-1-1	GS15E-2	GS15E-3	GS15E-4	GS15E-5	GS15E-6	GS15E-8		
	DC VOLTAGE Note.2	5V	7.5V	9V	12V	15V	18V	24V	48V		
	RATED CURRENT	2.40A	1.60A	1.66A	1.25A	1.00A	0.83A	0.625A	0.31A		
	CURRENT RANGE	0 ~ 2.40A	0 ~ 1.60A	0 ~ 1.66A	0 ~ 1.25A	0 ~ 1.00A	0 ~ 0.83A	0 ~ 0.625A	0 ~ 0.31A		
	RATED POWER	12W	12W	15W	15W	15W	15W	15W	15W		
	RIPPLE & NOISE (max.) Note.3	50mVp-p	80mVp-p	80mVp-p	80mVp-p	100mVp-p	120mVp-p	150mVp-p	240mVp-p		
	VOLTAGE TOLERANCE Note.4	±5.0%	±5.0%	±5.0%	±3.0%	±3.0%	±3.0%	±2.0%	±2.0%		
	LINE REGULATION Note.5	±0.5%	±0.5%	±0.5%	±0.5%	±0.5%	±0.5%	±0.5%	±0.5%		
	LOAD REGULATION Note.6	±5.0%	±5.0%	±5.0%	±3.0%	±3.0%	±3.0%	±2.0%	±2.0%		
SETUP, RISE, HOLD UP TIME	3000ms, 50ms, 16ms at full load										
INPUT	VOLTAGE RANGE	90 ~ 264VAC		135 ~ 370VDC							
	FREQUENCY RANGE	47 ~ 63Hz									
	EFFICIENCY (Typ.)	80%	82.5%	85%	85%	85%	85%	85.5%	87%		
	AC CURRENT	0.5A / 100VAC									
	INRUSH CURRENT (max.)	Cold start 30A/ 115VAC 50A / 230VAC									
LEAKAGE CURRENT(max.)	0.25mA / 240VAC										
PROTECTION	OVERLOAD	105 ~ 250% rated output power Protection type : Hiccup mode, recovers automatically after fault condition is removed									
	OVER VOLTAGE	>120% rated output voltage Protection type : Clamp by zener diode									
ENVIRONMENT	WORKING TEMP.	0 ~ +50°C (Refer to "Derating Curve")									
	WORKING HUMIDITY	20% ~ 90% RH non-condensing									
	STORAGE TEMP., HUMIDITY	-20 ~ +85°C, 10 ~ 95% RH non-condensing									
	TEMP. COEFFICIENT	±0.03% / °C (0 ~ 40°C)									
	VIBRATION	10 ~ 500Hz, 2G 10min./1cycle, period for 60min. each along X, Y, Z axes									
SAFETY & EMC (Note. 7)	SAFETY STANDARDS	TUV EN60950-1, EAC TP TC 004 approved									
	WITHSTAND VOLTAGE	I/P-O/P:3KVAC									
	ISOLATION RESISTANCE	I/P-O/P:100M Ohms / 500VDC / 25°C / 70% RH									
	EMC EMISSION	Parameter	Standard					Test Level / Note			
		Conducted emission	EN55032(CISPR32)					Class B			
		Radiated emission	EN55032(CISPR32)					Class B			
		Harmonic current	EN61000-3-2					Class A			
	Voltage flicker	EN61000-3-3					-----				
	EMC IMMUNITY	Parameter	Standard					Test Level /Note			
		ESD	EN61000-4-2					Level 3, 8KV air; Level 2, 4KV contact			
		RF field susceptibility	EN61000-4-3					Level 2, 3V/m			
		EFT bursts	EN61000-4-4					Level 2, 1KV			
		Surge susceptibility	EN61000-4-5					Level 3, 1KV/L-N			
Conducted susceptibility		EN61000-4-6					Level 2, 3V				
Magnetic field immunity		EN61000-4-8					Level 1, 1A/m				
Voltage dips , interruption	EN61000-4-11					>95% dip 0. 5 periods, 30% dip 25 periods, >95% interruptions 250 periods					
OTHERS	MTBF	500Khrs min. MIL-HDBK-217F(25°C)									
	DIMENSION	34*71*50mm (L*W*H)									
	PACKING	180g ; 60pcs / 12Kg / CARTON									
CONNECTOR	PLUG	See page 4-5 ; Other type available by customer requested									
	CABLE	See page 4-5 ; Other type available by customer requested									
NOTE	<p>1.All parameters are specified at 230VAC input, rated load, 25°C 70% RH ambient.</p> <p>2.DC voltage: The output voltage set at point measure by plug terminal & 50% load.</p> <p>3.Ripple & noise are measured at 20MHz by using a 12" twisted pair terminated with a 0.1µf & 47µf capacitor.</p> <p>4.Tolerance: includes set up tolerance, line regulation, load regulation.</p> <p>5.Line regulation is measured from low line to high line at rated load.</p> <p>6.Load regulation is measured from 0% to 100% rated load.</p> <p>7.The power supply is considered as an independent unit, but the final equipment still need to re-confirm that the whole system complies with the EMC directives. For guidance on how to perform these EMC tests, please refer to "EMI testing of component power supplies." (as available on http://www.meanwell.com)</p>										

Derating Curve

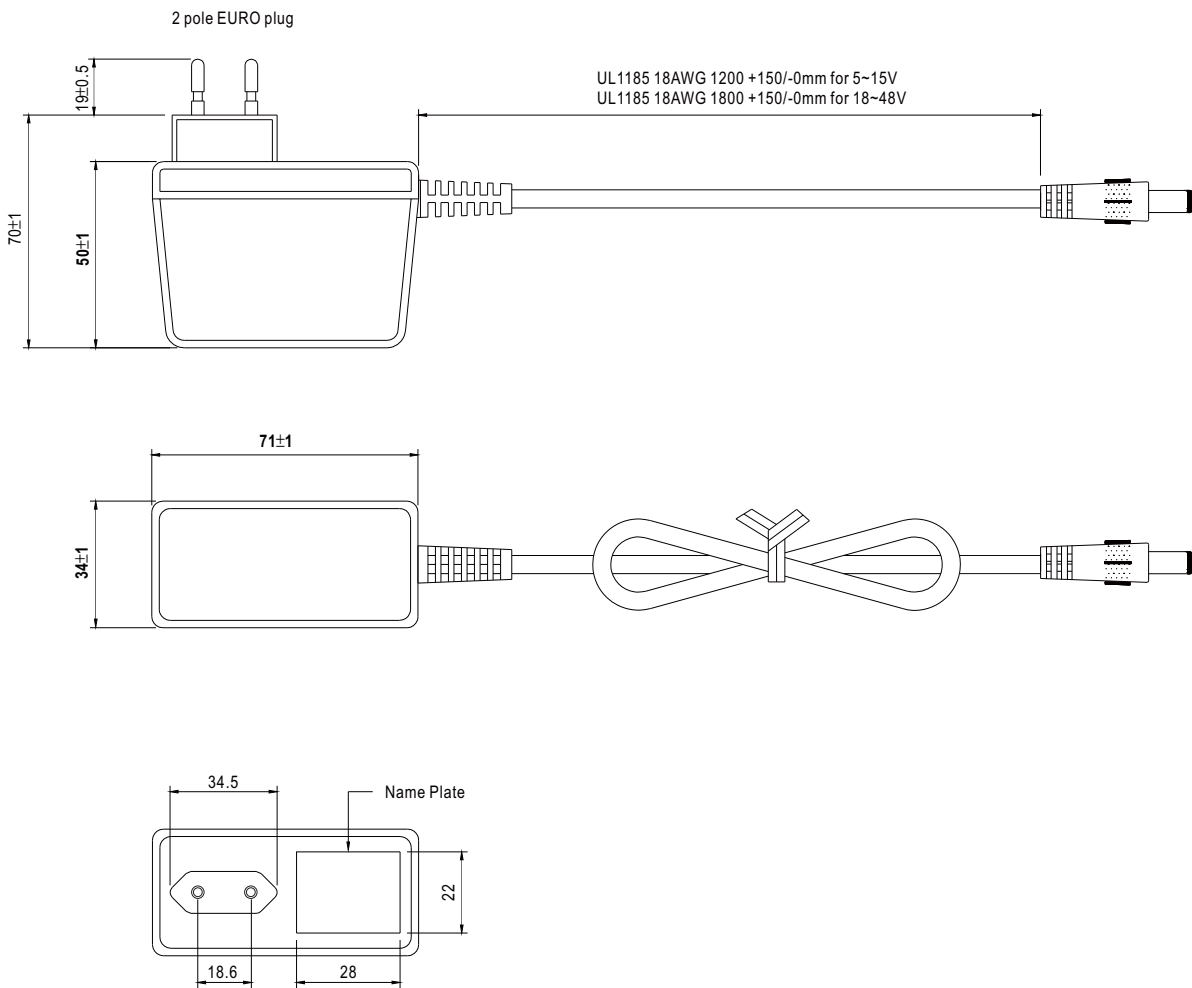


Static Characteristics



Mechanical Specification




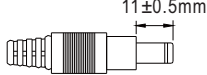
Unit:mm





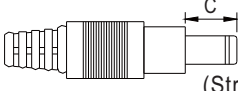
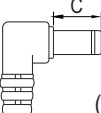


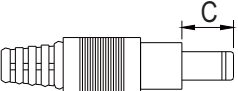
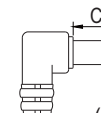


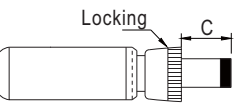


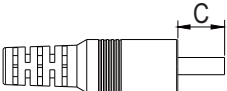
■ DC output plug

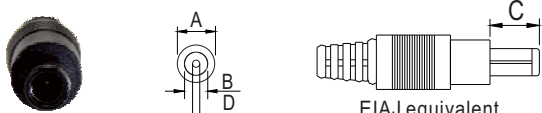

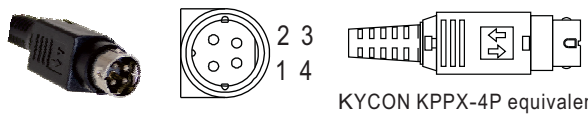
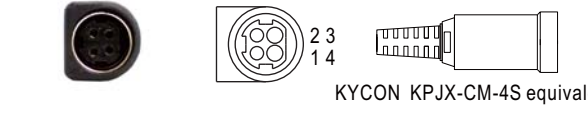

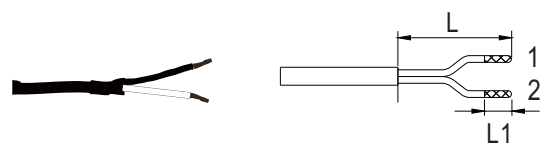
◎ Standard plug: P1J

Unit:mm

P1J		Pin Assignment
		
		Outside ⊖ ⊕ Inside

◎ Optional DC plug:

Tuning Fork Style		Type No.	A	B	C	
			OD	ID	L	
			P1I	5.5	2.1	9.5
			P1L	5.5	2.5	9.5
			P1M	5.5	2.5	11.0
			P1IR	5.5	2.1	9.5
			P1JR	5.5	2.1	11.0
			P1LR	5.5	2.5	9.5
	P1MR	5.5	2.5	11.0		
Barrel Style		Type No.	A	B	C	
			OD	ID	L	
			P2I	5.5	2.1	9.5
			P2J	5.5	2.1	11.0
			P2L	5.5	2.5	9.5
			P2M	5.5	2.5	11.0
			P2IR	5.5	2.1	9.5
			P2JR	5.5	2.1	11.0
			P2LR	5.5	2.5	9.5
			P2MR	5.5	2.5	11.0
Lock Style		Type No.	A	B	C	
			OD	ID	L	
			P2S(S761K)	5.53	2.03	12.06
			P2K(761K)	5.53	2.54	12.06
			P2C(S760K)	5.53	2.03	9.52
			P2D(760K)	5.53	2.54	9.52
			SWITCHCRAFT original or equivalent			
Min. Pin Style		Type No.	A	B	C	
			OD	ID	L	
			P3A	2.35	0.7	11.0
			P3B	4.0	1.7	11.0
			P3C	4.75	1.7	11.0
			EIAJ equivalent			

Center Pin Style	Type No.	A	B	C	D
		OD	ID	L	Center Pin
 <p>EIAJ equivalent</p>	P4A	5.5	3.4	11.0	1.0
	P4B	6.5	4.4	11.0	1.4
	P4C	7.4	5.1	11.0	0.6
Min. DIN 3 Pin with Lock (male)	Type No.	Pin Assignment			
 <p>KYCON KPPX-3P equivalent</p>	R6B	PIN No.	Output		
		1	+Vo		
		2	-Vo		
 <p>KYCON KPPX-4P equivalent</p>	R7B	Pin Assignment			
		PIN No.	Output		
		1	+Vo		
		2	-Vo		
 <p>KYCON KPJX-CM-4S equivalent</p>	R7BF	Pin Assignment			
		PIN No.	Output		
		1	+Vo		
		2	-Vo		
 <p>KYCON KPJX-CM-4S equivalent</p>	R7BF	Pin Assignment			
		PIN No.	Output		
		3	-Vo		
		4	+Vo		
Stripped and tinned leads	Type No.	Pin Assignment			
 <p>Length of Land L1 by request (MW's standard length, L: <u>25</u> mm, L1: <u>10</u> mm)</p>	by customer	PIN No.	Output		
		1 (White)	+Vo		
		2 (Black)	-Vo		

■ **Installation Manual**

Please refer to : <http://www.meanwell.com/manual.html>