



Chipsmall Limited consists of a professional team with an average of over 10 year of expertise in the distribution of electronic components. Based in Hongkong, we have already established firm and mutual-benefit business relationships with customers from,Europe,America and south Asia,supplying obsolete and hard-to-find components to meet their specific needs.

With the principle of “Quality Parts,Customers Priority,Honest Operation,and Considerate Service”,our business mainly focus on the distribution of electronic components. Line cards we deal with include Microchip,ALPS,ROHM,Xilinx,Pulse,ON,Everlight and Freescale. Main products comprise IC,Modules,Potentiometer,IC Socket,Relay,Connector.Our parts cover such applications as commercial,industrial, and automotives areas.

We are looking forward to setting up business relationship with you and hope to provide you with the best service and solution. Let us make a better world for our industry!



Contact us

Tel: +86-755-8981 8866 Fax: +86-755-8427 6832

Email & Skype: info@chipsmall.com Web: www.chipsmall.com

Address: A1208, Overseas Decoration Building, #122 Zhenhua RD., Futian, Shenzhen, China





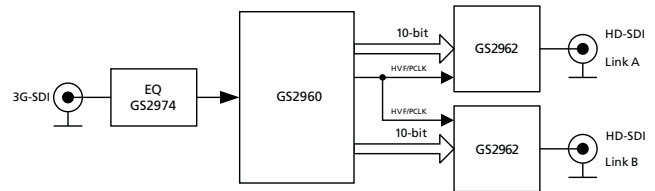
GS2962 3Gb/s, HD, SD SDI Transmitter

Key Features

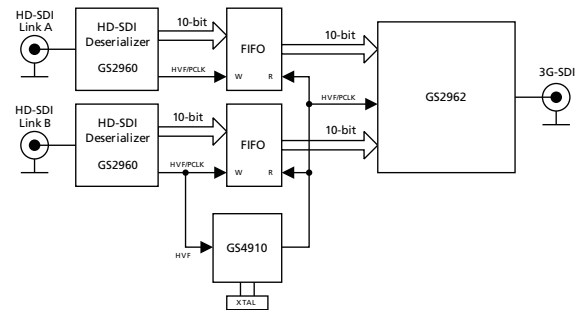
- Operation at 2.97Gb/s, 2.97/1.001Gb/s, 1.485Gb/s, 1.485/1.001Gb/s and 270Mb/s
- Supports SMPTE 425M (Level A and Level B), SMPTE 424M, SMPTE 292M, SMPTE 259M-C and DVB-ASI
- Integrated Cable Driver
- Integrated low noise VCO
- Integrated ClockCleaner™
- Ancillary data insertion
- Optional conversion from SMPTE 425M Level A to Level B for 1080p 50/60 4:2:2 10-bit
- Parallel data bus selectable as either 20-bit or 10-bit
- SMPTE video processing including TRS calculation and insertion, line number calculation and insertion, line based CRC calculation and insertion, illegal code re-mapping, SMPTE 352M payload identifier generation and insertion
- GSPI Host Interface
- 1.2V digital core power supply, 1.2V and 3.3V analog power supplies, and selectable 1.8V or 3.3V I/O power supply
- -20°C to +85°C operating temperature range
- Low power operation (typically 380mW including Cable Driver)
- Small 11mm x 11mm 100-ball BGA package
- Pb-free and ROHS compliant

Applications

Application: Single Link (3G-SDI) to Dual Link (HD-SDI) Converter



Application: Dual Link (HD-SDI) to Single Link (3G-SDI) Converter



Description

The GS2962 is an SDI Transmitter, generating a SMPTE 424M, SMPTE 292M, SMPTE 259M-C or DVB-ASI compliant Serial Digital Output signal.

The integrated ClockCleaner™ allows the device to accept parallel clocks with greater than 300ps input jitter and still provide a SMPTE compliant serial digital output.

The device can operate in four basic user-selectable modes: SMPTE mode, DVB-ASI mode, Data-Through mode, and Standby mode.

In SMPTE mode, the GS2962 performs SMPTE scrambling and NRZ to NRZI coding. In addition, the device can insert TRS words, calculate and insert line numbers and line based CRC's, re-map illegal code words, map 8-bit TRS to 10-bit TRS, calculate and insert EDH CRC's and flags, and insert SMPTE 352M payload identifier packets. All of the processing features are optional, and may be disabled via external control pins and/or via the Host Interface.

The GS2962 provides ancillary data insertion in SMPTE mode as well. The entire ancillary packet is programmed into internal registers through the GSPI Host Interface, including the Ancillary Data Flag (ADF), Data Identification words (DID and SDID) and checksum. The GS2962 then recalculates the checksum and inserts the complete ancillary packet into the video stream.

The user may present the parallel data as either SMPTE 425M Level B or Level A. If the parallel data is presented as Level A, it may be processed and serialized as Level A or converted to Level B (conversion only available for 1080p 50/60 4:2:2 10-bit). If the parallel data is presented as Level B then the serial data will also be Level B.

In DVB-ASI mode, the device will perform 8b/10b encoding prior to transmission.

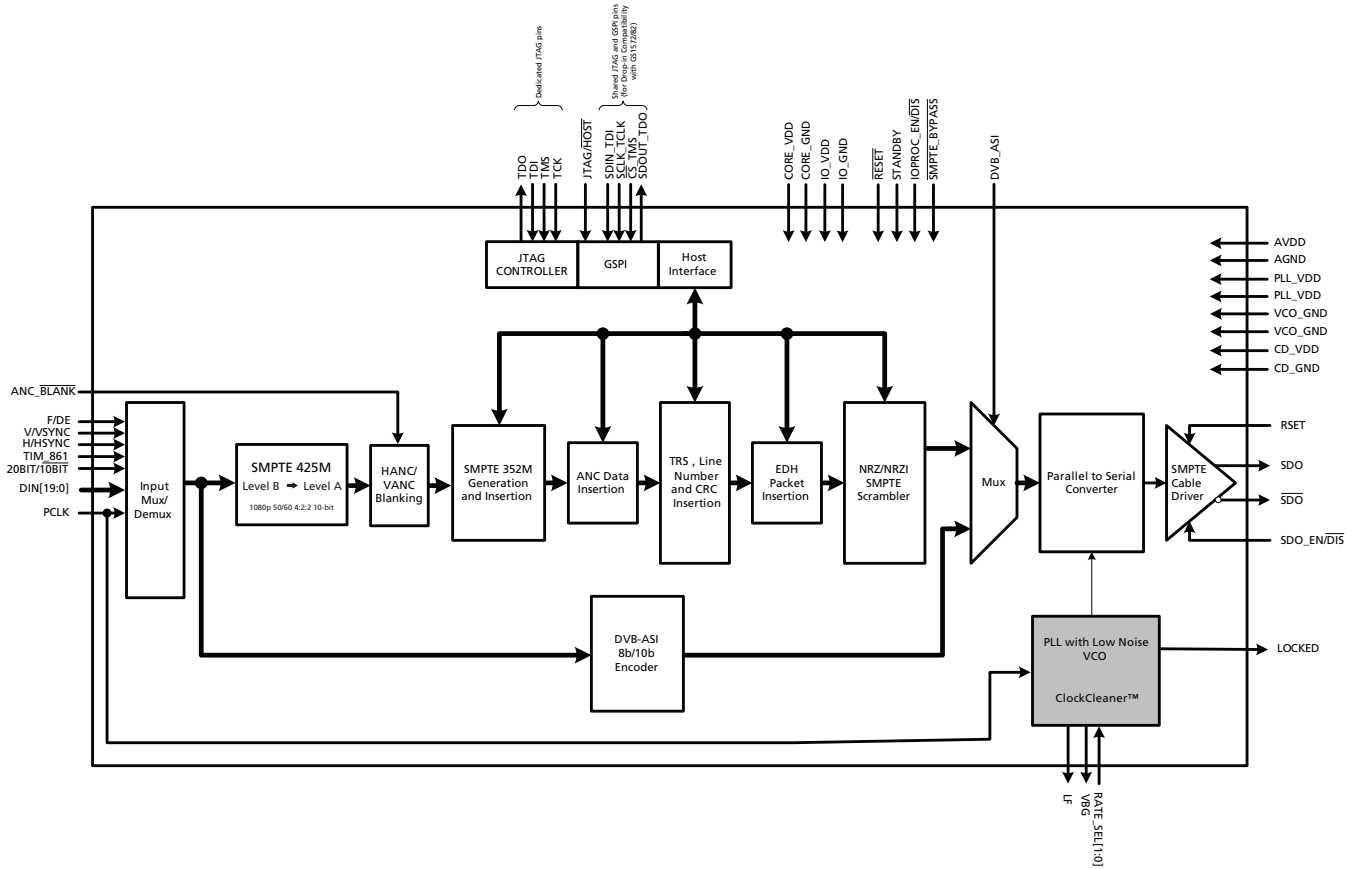
In Data-Through mode, all SMPTE and DVB-ASI processing is disabled, and the device can be used as a simple parallel to serial converter.

The device can also operate in a lower power Standby mode. In this mode, no signal is generated at the output.

Parallel data inputs must be provided in 20-bit or 10-bit multiplexed format for 3Gb/s, HD and SD video rates. For 1080p 50/60 4:2:2 10-bit video formats, the video data can be presented at the parallel bus with Y on 10 bits and Cb/Cr on the other 10 bits. As such, this parallel bus can interface directly with video processor ICs. For all other format described in SMPTE 425M, the user must map the data to the 20-bit virtual interface as described in the standard. The device can accept both the 20-bit virtual interface directly, or the equivalent pre-multiplexed 10-bit format. The associated Parallel Clock input signal operates at 148.5 or 148.5/1.001MHz (for all 3Gb/s formats and HD 10-bit multiplexed format), 74.25 or 74.25/1.001MHz (for HD 20-bit format), 27MHz (for SD 10-bit format) and 13.5MHz (for SD 20-bit format). Note: for 3Gb/s 10-bit format the device operates in Dual Data Rate (DDR) mode, where the data is sampled at both the rising and falling edges of the clock. This reduces the I/O speed requirements of the downstream devices.

The GS2962 includes an integrated Cable Driver fully compliant with SMPTE 259M-C, SMPTE 292M and SMPTE 424M. It features automatic dual slew-rate selection, depending on 3G/s, HD, or SD operational requirements.

Functional Block Diagram



GS2962 Functional Block Diagram

**DOCUMENT IDENTIFICATION
PRODUCT BRIEF**

The product is in a development phase and specifications are subject to change without notice. Gennum reserves the right to remove the product at any time. Listing the product does not constitute an offer for sale.

CAUTION

ELECTROSTATIC SENSITIVE DEVICES
DO NOT OPEN PACKAGES OR HANDLE EXCEPT AT A
STATIC-FREE WORKSTATION



GENNUM CORPORATE HEADQUARTERS

4281 Harvester Road, Burlington, Ontario L7L 5M4 Canada

Phone: +1 (905) 632-2996

E-mail: corporate@gennum.com

Fax: +1 (905) 632-2055

www.gennum.com

OTTAWA

232 Herzberg Road, Suite 101
Kanata, Ontario K2K 2A1
Canada

Phone: +1 (613) 270-0458

Fax: +1 (613) 270-0429

CALGARY

3553 - 31st St. N.W., Suite 210
Calgary, Alberta T2L 2K7
Canada

Phone: +1 (403) 284-2672

UNITED KINGDOM

North Building, Walden Court
Parsonage Lane,
Bishop's Stortford Hertfordshire, CM23 5DB
United Kingdom

Phone: +44 1279 714170

Fax: +44 1279 714171

INDIA

#208(A), Nirmala Plaza,
Airport Road, Forest Park Square
Bhubaneswar 751009
India

Phone: +91 (674) 653-4815

Fax: +91 (674) 259-5733

SNOWBUSH IP - A DIVISION OF GENNUM

439 University Ave. Suite 1700
Toronto, Ontario M5G 1Y8
Canada

Phone: +1 (416) 925-5643

Fax: +1 (416) 925-0581

E-mail: sales@snowbush.com

Web Site: <http://www.snowbush.com>

MEXICO

288-A Paseo de Maravillas
Jesus Ma., Aguascalientes
Mexico 20900

Phone: +1 (416) 848-0328

JAPAN KK

Shinjuku Green Tower Building 27F
6-14-1, Nishi Shinjuku
Shinjuku-ku, Tokyo, 160-0023
Japan

Phone: +81 (03) 3349-5501

Fax: +81 (03) 3349-5505

E-mail: gennum-japan@gennum.com

Web Site: <http://www.gennum.co.jp>

TAIWAN

6F-4, No.51, Sec.2, Keelung Rd.
Sinyi District, Taipei City 11502
Taiwan R.O.C.

Phone: (886) 2-8732-8879

Fax: (886) 2-8732-8870

E-mail: gennum-taiwan@gennum.com

GERMANY

Hainbuchenstraße 2
80935 Muenchen (Munich), Germany

Phone: +49-89-35831696

Fax: +49-89-35804653

E-mail: gennum-germany@gennum.com

NORTH AMERICA WESTERN REGION

Bayshore Plaza
2107 N 1st Street, Suite #300
San Jose, CA 95131
United States

Phone: +1 (408) 392-9454

Fax: +1 (408) 392-9427

E-mail: naw_sales@gennum.com

NORTH AMERICA EASTERN REGION

4281 Harvester Road
Burlington, Ontario L7L 5M4
Canada

Phone: +1 (905) 632-2996

Fax: +1 (905) 632-2055

E-mail: nae_sales@gennum.com

KOREA

8F Jinnex Lakeview Bldg.
65-2, Bangidong, Songpagu
Seoul, Korea 138-828

Phone: +82-2-414-2991

Fax: +82-2-414-2998

E-mail: gennum-korea@gennum.com

Gennum Corporation assumes no liability for any errors or omissions in this document, or for the use of the circuits or devices described herein. The sale of the circuit or device described herein does not imply any patent license, and Gennum makes no representation that the circuit or device is free from patent infringement.

All other trademarks mentioned are the properties of their respective owners.

GENNUM and the Gennum logo are registered trademarks of Gennum Corporation.

© Copyright 2007 Gennum Corporation. All rights reserved.

www.gennum.com