



Chipsmall Limited consists of a professional team with an average of over 10 year of expertise in the distribution of electronic components. Based in Hongkong, we have already established firm and mutual-benefit business relationships with customers from,Europe,America and south Asia,supplying obsolete and hard-to-find components to meet their specific needs.

With the principle of “Quality Parts,Customers Priority,Honest Operation,and Considerate Service”,our business mainly focus on the distribution of electronic components. Line cards we deal with include Microchip,ALPS,ROHM,Xilinx,Pulse,ON,Everlight and Freescale. Main products comprise IC,Modules,Potentiometer,IC Socket,Relay,Connector.Our parts cover such applications as commercial,industrial, and automotives areas.

We are looking forward to setting up business relationship with you and hope to provide you with the best service and solution. Let us make a better world for our industry!



Contact us

Tel: +86-755-8981 8866 Fax: +86-755-8427 6832

Email & Skype: info@chipsmall.com Web: www.chipsmall.com

Address: A1208, Overseas Decoration Building, #122 Zhenhua RD., Futian, Shenzhen, China





Energy Verified
Rendement
Énergétique Vérifié



EN60601-1



ANSI/AAMI ES60601-1



■ Features

- 2 pole AC inlet IEC320-C8, Class II power unit
- Medical safety approved (2 x MOPP) according to ANSI/AAMI ES60601-1 and IEC/EN60601-1
- Extremely low leakage current
- No load power consumption < 0.15W
- Energy efficiency level VI and meet CoC Version 5
- -30~+70°C wide range working temperature
- Protections: Short circuit / Overload / Over voltage / Over temperature
- LED indicator for power on
- Lifetime > 70K hours
- 3 years warranty

■ Applications

- Mobile clinical workstation
- Oral irrigator
- Portable hemodialysis machine
- Breath Machine
- Medical computer monitor

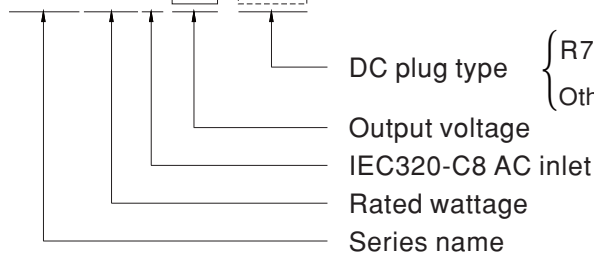
■ Description

GSM220B is a highly reliable, 220W desktop style single-output green medical adaptor series. This product is equipped with a 2-pin (no FG) standard IEC320-C8 power plug, adopting the input range from 80VAC to 264VAC. The entire series supplies different output voltages between 12VDC and 48VDC that can satisfy the demands for various kinds of medical electrical devices. The circuitry design meets the international medical standards (2*MOPP), having an ultra low leakage current (<100 μA), fitting the medical devices in direct electrical contact with the patients.

With the efficiency up to 94.5% and the extremely low no-load power consumption below 0.15W, GSM220B is compliant with USA EISA 2007/DoE, Canada NRCAN, Australia and New Zealand MEPS, EU ErP, and meet Code of Conduct (CoC) Version 5. The supreme feature allows the adaptor to save the energy when it is either under the operating mode or the standby mode. The entire series utilizes the 94V-0 flame retardant plastic case, providing the double insulation that effectively prevents electrical shock. GSM220B is approved with the international medical safety certificates.

■ Model Encoding

GSM220B 12 -R7B

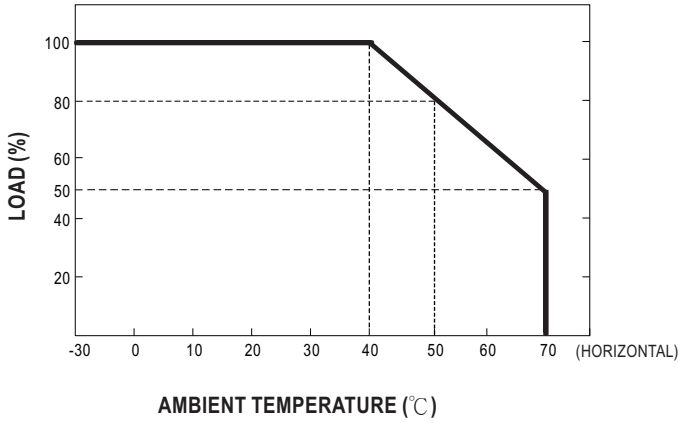


DC plug type { R7B: Standard model, Power DIN 4Pin with lock type
Other options available by customer requested (see Page 4~5)

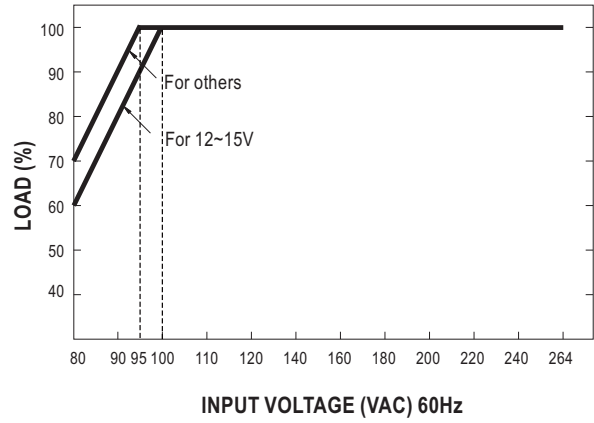
SPECIFICATION

| ORDER NO. | GSM220B12-R7B | GSM220B15-R7B | GSM220B20-R7B | GSM220B24-R7B | GSM220B48-R7B | | |
|---------------------------------------|--|--|--|--|------------------------|--|--|
| OUTPUT | SAFETY MODEL NO. | GSM220B12 | GSM220B15 | GSM220B20 | GSM220B24 | GSM220B48 | |
| | DC VOLTAGE <small>Note.2</small> | 12V | 15V | 20V | 24V | 48V | |
| | RATED CURRENT | 15A | 13.4A | 11A | 9.2A | 4.6A | |
| | CURRENT RANGE | 0 ~ 15A | 0 ~ 13.4A | 0 ~ 11A | 0 ~ 9.2A | 0 ~ 4.6A | |
| | RATED POWER (max.) | 180W | 201W | 220W | 221W | 221W | |
| | RIPPLE & NOISE (max.) <small>Note.3</small> | 80mVp-p | 80mVp-p | 120mVp-p | 120mVp-p | 150mVp-p | |
| | VOLTAGE TOLERANCE <small>Note.4</small> | ±5.0% | ±5.0% | ±4.0% | ±3.0% | ±2.0% | |
| | LINE REGULATION <small>Note.5</small> | ±1.0% | ±1.0% | ±1.0% | ±1.0% | ±1.0% | |
| | LOAD REGULATION | ±5.0% | ±5.0% | ±4.0% | ±3.0% | ±2.0% | |
| | SETUP, RISE TIME <small>Note.6</small> | 2000ms, 50ms / 230VAC 2000ms, 50ms / 115VAC at full load | | | | | |
| HOLD UP TIME (Typ.) | 24ms / 230VAC 24ms / 115VAC at full load | | | | | | |
| INPUT | VOLTAGE RANGE <small>Note.7</small> | 80 ~ 264VAC 113 ~ 370VDC | | | | | |
| | FREQUENCY RANGE | 47 ~ 63Hz | | | | | |
| | POWER FACTOR (Typ.) | PF>0.91 / 230VAC PF>0.98 / 115VAC at full load | | | | | |
| | EFFICIENCY (Typ.) | 90% | 90% | 92% | 93.5% | 94.5% | |
| | AC CURRENT (Typ.) | 4A / 115VAC 2A / 230VAC | | | | | |
| | INRUSH CURRENT (max.) | Cold start 55A / 115VAC 110A / 230VAC | | | | | |
| PROTECTION | OVERLOAD | 105 ~ 135% rated output power Protection type : Hiccup mode, recovers automatically after fault condition is removed | | | | | |
| | OVER VOLTAGE | 105 ~ 135% rated output voltage Protection type : Shut down o/p voltage, re-power on to recover | | | | | |
| | OVER TEMPERATURE | Shut down o/p voltage, recovers automatically after temperature goes down | | | | | |
| ENVIRONMENT | WORKING TEMP. | -30 ~ +70°C (Refer to "Derating Curve") | | | | | |
| | WORKING HUMIDITY | 20% ~ 90% RH non-condensing | | | | | |
| | STORAGE TEMP., HUMIDITY | -40 ~ +85°C, 10 ~ 95% RH non-condensing | | | | | |
| | TEMP. COEFFICIENT | ±0.03% / °C (0~40°C) | | | | | |
| | VIBRATION | 10 ~ 500Hz, 2G 10min./1cycle, period for 60min. each along X, Y, Z axes | | | | | |
| | OPERATING ALTITUDE <small>Note.8</small> | 3000 meters | | | | | |
| SAFETY & EMC <small>(Note. 9)</small> | SAFETY STANDARDS | IEC60601-1, EN60601-1/ EN60601-1-11, ANSI/AAMI ES60601-1 / ES60601-1-11(3.1 version), CAN/CSA-C22.2 No. 60601-1:14 - Edition 3, EAC TP TC 004 approved | | | | | |
| | ISOLATION LEVEL | Primary-Secondary: 2xMOPP | | | | | |
| | WITHSTAND VOLTAGE | I/P-O/P: 4KVAC | | | | | |
| | ISOLATION RESISTANCE | I/P-O/P:100M Ohms / 500VDC / 25°C / 70% RH | | | | | |
| | EMC EMISSION | Parameter | Standard | | | Test Level / Note | |
| | | Conducted emission | EN55011 (CISPR11), FCC PART 15 / CISPR22, CAN ICES-3(B)/NMB-3(B) | | | Class B | |
| | | Radiated emission | EN55011 (CISPR11), FCC PART 15 / CISPR22, CAN ICES-3(B)/NMB-3(B) | | | Class B | |
| | | Harmonic current | EN61000-3-2 | | | Class A | |
| | | Voltage flicker | EN61000-3-3 | | | ----- | |
| | EMC IMMUNITY | EN55024 , EN60601-1-2, EN61204-3 | | | | | |
| | | Parameter | Standard | | | Test Level / Note | |
| | | ESD | EN61000-4-2 | | | Level 4, 15KV air ; Level 4, 8KV contact | |
| | | RF field susceptibility | EN61000-4-3 | | | Level 3, 10V/m(80MHz~2.7GHz) Table 9, 9~28V/m(385MHz~5.78GHz) | |
| | | EFT bursts | EN61000-4-4 | | | Level 3, 2KV | |
| Surge susceptibility | | EN61000-4-5 | | | Level 3, 1KV/Line-Line | | |
| Conducted susceptibility | | EN61000-4-6 | | | Level 3, 10V | | |
| Magnetic field immunity | | EN61000-4-8 | | | Level 4, 30A/m | | |
| Voltage dip, interruption | EN61000-4-11 | | | 100% dip 1 periods, 30% dip 25 periods, 100% interruptions 250 periods | | | |
| OTHERS | MTBF | 208.66K hrs min. MIL-HDBK-217F(25°C) | | | | | |
| | DIMENSION | 210*85*46mm (L*W*H) | | | | | |
| | PACKING | 1.1Kg; 12pcs/14.2Kg/0.73CUFT | | | | | |
| CONNECTOR | PLUG | See page 4-5; Other type available by customer requested | | | | | |
| | CABLE | See page 4-5; Other type available by customer requested | | | | | |
| NOTE | <ol style="list-style-type: none"> All parameters are specified at 230VAC input, rated load, 25°C 70% RH ambient. DC voltage: The output voltage set at point measure by plug terminal & 50% load. Ripple & noise are measured at 20MHz by using a 12" twisted pair terminated with a 0.1µf & 47µf capacitor. Tolerance: includes set up tolerance, line regulation, load regulation. Line regulation is measured from low line to high line at rated load. Length of set up time is measured at first cold start. Turning ON/OFF the power supply may lead to increase of the set up time. Derating may be needed under low input voltage. Please check the derating curve for more details. The ambient temperature derating of 3.5°C/1000m with fanless models and of 5°C/1000m with fan models for operating altitude higher than 2000m(6500ft). The power supply is considered as an independent unit, but the final equipment still need to re-confirm that the whole system complies with the EMC directives. For guidance on how to perform these EMC tests, please refer to "EMI testing of component power supplies." (as available on http://www.meanwell.com) | | | | | | |

Derating Curve

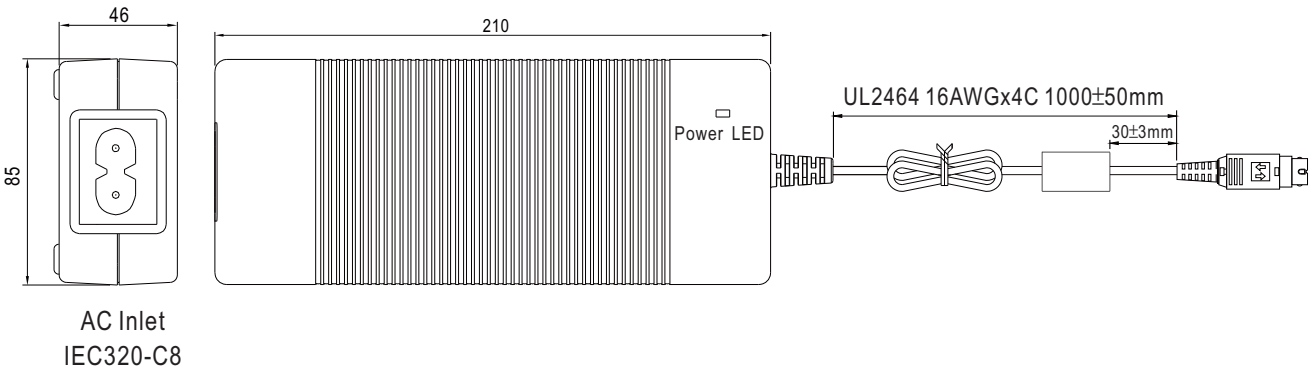


Static Characteristics



Mechanical Specification

Case No. 961A Unit:mm


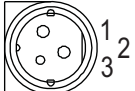
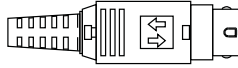


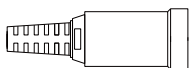





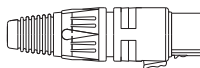


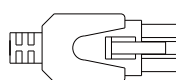


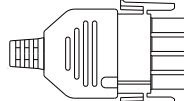



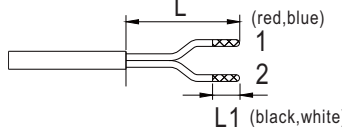
DC output plug

Standard plug: R7B

| R7B | | Pin Assignment | |
|-----|--------------------------|----------------|---------------|
| | | | |
| | KYCON KPPX-4P equivalent | | |
| | | PIN NO. | OUTPUT |
| | | 1 | +Vo |
| | | 2 | -Vo |
| | | 3 | -Vo |
| | | 4 | +Vo |

© Optional DC plug:

| Min. DIN 3 Pin with Lock (male) | Type No. | Pin Assignment | |
|---|----------|----------------|--------|
| | | PIN No. | Output |
|    <p>KYCON KPPX-3P equivalent</p> | R6B | 1 | +Vo |
| | | 2 | -Vo |
| | | 3 | +Vo |
| Min. DIN 4 Pin with Lock (female) | Type No. | Pin Assignment | |
|    <p>KYCON KPJX-CM-4S equivalent</p> | R7BF | 1 | +Vo |
| | | 2 | -Vo |
| | | 3 | -Vo |
| | | 4 | +Vo |
| DIN 5 Pin (male) | Type No. | Pin Assignment | |
|    | R1B | 1 | -Vo |
| | | 2 | -Vo |
| | | 3 | +Vo |
| | | 4 | -Vo |
| | | 5 | +Vo |
| NEUTRIK XLR NC4FX equivalent | Type No. | Pin Assignment | |
|    | MIC4 | 1 | +Vo |
| | | 2 | +Vo |
| | | 3 | -Vo |
| | | 4 | -Vo |
| MOLEX 39-01-2060 (4.2mm) equivalent | Type No. | Pin Assignment | |
|    <p>FG not connected to output connector</p> | C6P | 1 | +Vo |
| | | 2 | +Vo |
| | | 3 | +Vo |
| | | 4 | -Vo |
| | | 5 | -Vo |
| | | 6 | -Vo |
| AMP 1-480702-0 (6.35mm) equivalent | Type No. | Pin Assignment | |
|    <p>FG not connected to output connector</p> | C4P | 1 | +Vo |
| | | 2 | +Vo |
| | | 3 | -Vo |
| | | 4 | -Vo |

| Stripped and tinned leads | Type No. | Pin Assignment | |
|--|-------------|----------------|--------|
| | | PIN No. | Output |
|   <p>Length of Land L1 by request (MW's standard length, L: <u>25</u> mm, L1: <u>5</u> mm)</p> | by customer | 1 | +Vo |
| | | 2 | -Vo |

■ **Installation Manual**

Please refer to : <http://www.meanwell.com/manual.html>