



Chipsmall Limited consists of a professional team with an average of over 10 year of expertise in the distribution of electronic components. Based in Hongkong, we have already established firm and mutual-benefit business relationships with customers from,Europe,America and south Asia,supplying obsolete and hard-to-find components to meet their specific needs.

With the principle of “Quality Parts,Customers Priority,Honest Operation,and Considerate Service”,our business mainly focus on the distribution of electronic components. Line cards we deal with include Microchip,ALPS,ROHM,Xilinx,Pulse,ON,Everlight and Freescale. Main products comprise IC,Modules,Potentiometer,IC Socket,Relay,Connector.Our parts cover such applications as commercial,industrial, and automotives areas.

We are looking forward to setting up business relationship with you and hope to provide you with the best service and solution. Let us make a better world for our industry!



Contact us

Tel: +86-755-8981 8866 Fax: +86-755-8427 6832

Email & Skype: info@chipsmall.com Web: www.chipsmall.com

Address: A1208, Overseas Decoration Building, #122 Zhenhua RD., Futian, Shenzhen, China





■ Features

- 3 pole AC inlet IEC320-C14, Class I power unit
- Medical safety approved (2 x MOPP) according to ANSI/AAMI ES60601-1 and IEC/EN60601-1
- Extremely low leakage current
- No load power consumption < 0.1W
- Energy efficiency level VI and meet CoC Version 5 (Except 5~9V for Level V)
- -30~+70°C wide range working temperature
- Protections: Short circuit / Overload / Over voltage
- LED indicator for power on
- Lifetime > 90 K hours
- 3 years warranty

■ Applications

- Mobile clinical workstation
- Oral irrigator
- Portable hemodialysis machine
- Breath Machine
- Medical computer monitor

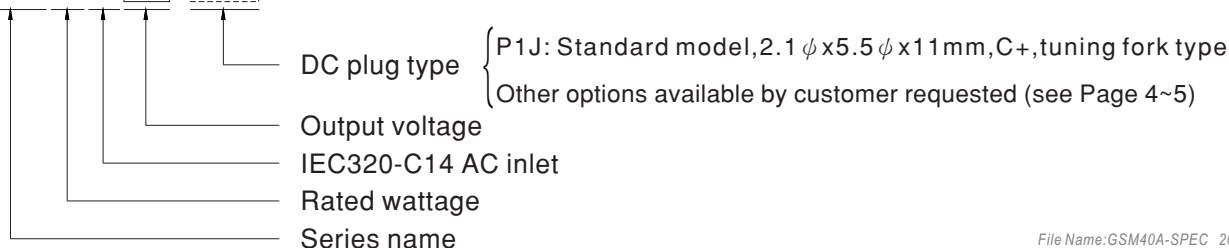
■ Description

GSM40A is a highly reliable, 40W single-output green medical adaptor series. This product is a class I power unit (with FG), equipped with a standard IEC320-C14 AC inlet and adopting the input range from 80VAC to 264VAC. The entire series supplies different models with output voltages between 5VDC and 48VDC that can satisfy the demands for various types of medical electrical devices. The circuitry design meets the international medical standards (2*MOPP), having an ultra low leakage current (<90μA), fitting the medical devices in direct electrical contact with the patients.

With the efficiency up to 91% and the extremely low no-load power consumption below 0.1W, GSM40A is compliant with USA EISA 2007/DoE, Canada NRCAN, Australia and New Zealand MEPS, EU ErP, and meet Code of Conduct (CoC) Version 5. The supreme feature allows the adaptor to save the energy when it is either under the operating mode or the standby mode. The entire series utilizes the 94V-0 flame retardant plastic case. GSM40A is certified for the international medical safety regulations.

■ Model Encoding

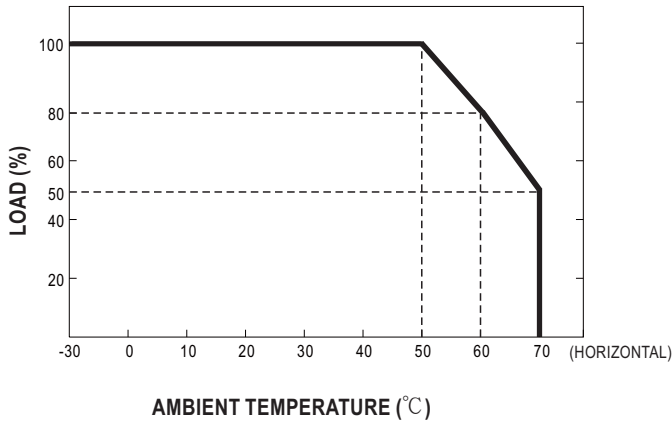
GSM40A 05 - P1J



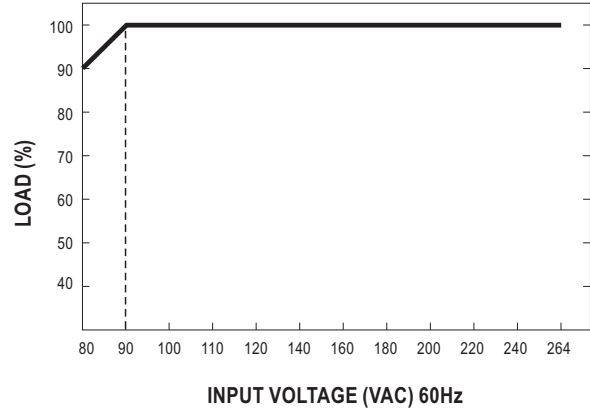
SPECIFICATION

ORDER NO.		GSM40A05-P1J	GSM40A07-P1J	GSM40A09-P1J	GSM40A12-P1J	GSM40A15-P1J	GSM40A18-P1J	GSM40A24-P1J	GSM40A48-P1J		
OUTPUT	SAFETY MODEL NO.	GSM40A05	GSM40A07	GSM40A09	GSM40A12	GSM40A15	GSM40A18	GSM40A24	GSM40A48		
	DC VOLTAGE Note.2	5V	7.5V	9V	12V	15V	18V	24V	48V		
	RATED CURRENT	5A	5.34A	4.45A	3.34A	2.67A	2.22A	1.67A	0.84A		
	CURRENT RANGE	0.1 ~ 5A	0.1 ~ 5.34A	0.1 ~ 4.45A	0.1 ~ 3.34A	0.1 ~ 2.67A	0.1 ~ 2.22A	0.1 ~ 1.67A	0.1 ~ 0.84A		
	RATED POWER (max.)	25W	40W	40W	40W	40W	40W	40W	40W		
	RIPPLE & NOISE (max.) Note.3	80mVp-p	80mVp-p	100mVp-p	100mVp-p	100mVp-p	120mVp-p	150mVp-p	150mVp-p		
	VOLTAGE TOLERANCE Note.4	±5.0%	±5.0%	±5.0%	±3.0%	±3.0%	±3.0%	±2.5%	±2.5%		
	LINE REGULATION Note.5	±1.0%	±1.0%	±1.0%	±1.0%	±1.0%	±1.0%	±1.0%	±1.0%		
	LOAD REGULATION	±5.0%	±5.0%	±5.0%	±3.0%	±3.0%	±3.0%	±2.5%	±2.5%		
	SETUP, RISE TIME Note.6	1000ms, 30ms / 230VAC 1500ms, 30ms / 115VAC at full load									
HOLD UP TIME (Typ.)	50ms / 230VAC 24ms / 115VAC at full load										
INPUT	VOLTAGE RANGE Note.7	80 ~ 264VAC 113 ~ 370VDC									
	FREQUENCY RANGE	47 ~ 63Hz									
	EFFICIENCY (Typ.)	81%	85.5%	86%	88%	88.5%	89.5%	90%	91%		
	AC CURRENT (Typ.)	1A / 115VAC 0.5A / 230VAC									
	INRUSH CURRENT (Typ.)	Cold start 30A/115VAC 60A / 230VAC									
LEAKAGE CURRENT(max.)	Earth leakage current < 90µA/264VAC , Touch current < 90µA/264VAC										
PROTECTION	OVERLOAD	105 ~ 160% rated output power Protection type : Hiccup mode, recovers automatically after fault condition is removed									
	OVER VOLTAGE	5.2 ~ 7.0V	7.8 ~ 10.2V	9.4 ~ 12.2V	12.6 ~ 16.2V	15.7 ~ 20.3V	18.9 ~ 24.3V	25.2 ~ 32.4V	50.4 ~ 64.8V		
ENVIRONMENT	WORKING TEMP.	-30 ~ +70°C (Refer to "Derating Curve")									
	WORKING HUMIDITY	20% ~ 90% RH non-condensing									
	STORAGE TEMP., HUMIDITY	-40 ~ +85°C, 10 ~ 95% RH non-condensing									
	TEMP. COEFFICIENT	±0.03% / °C (0~50°C)									
	VIBRATION	10 ~ 500Hz, 2G 10min./1cycle, period for 60min. each along X, Y, Z axes									
	OPERATING ALTITUDE Note.8	3000 meters									
SAFETY & EMC (Note 9)	SAFETY STANDARDS	IEC60601-1, TUV EN60601-1, ANSI/AAMI ES60601-1(3.1 version), CAN/CSA-C22.2 No. 60601-1:14 - Edition 3, EAC TP TC 004 approved									
	ISOLATION LEVEL	Primary-Secondary: 2xMOPP, Primary-Earth:1xMOPP									
	WITHSTAND VOLTAGE	I/P-O/P:4KVAC I/P-FG:2KVAC O/P-FG:SHORT									
	ISOLATION RESISTANCE	I/P-O/P, I/P-FG:100M Ohms / 500VDC / 25°C / 70% RH									
	EMC EMISSION	Parameter	Standard						Test Level / Note		
		Conducted emission	EN55011 (CISPR11), FCC PART 15 / CISPR22, CAN ICES-3(B)/NMB-3(B)						Class B		
		Radiated emission	EN55011 (CISPR11), FCC PART 15 / CISPR22, CAN ICES-3(B)/NMB-3(B)						Class B		
		Harmonic current	EN61000-3-2						Class A		
	Voltage flicker	EN61000-3-3						-----			
	EMC IMMUNITY	EN55024 , EN60601-1-2, EN61204-3									
		Parameter	Standard						Test Level / Note		
		ESD	EN61000-4-2						Level 4, 15KV air ; Level 4, 8KV contact		
		RF field susceptibility	EN61000-4-3						Level 3, 10V/m(80MHz~2.7GHz) Table 9, 9~28V/m(385MHz~5.78GHz)		
		EFT bursts	EN61000-4-4						Level 3, 2KV		
		Surge susceptibility	EN61000-4-5						Level 3, 1KV/Line-Line , 2KV/Line-FG		
Conducted susceptibility		EN61000-4-6						Level 3, 10V			
Magnetic field immunity		EN61000-4-8						Level 4, 30A/m			
Voltage dip, interruption	EN61000-4-11						100% dip 1 periods, 30% dip 25 periods, 100% interruptions 250 periods				
OTHERS	MTBF	740K hrs min. MIL-HDBK-217F(25°C)									
	DIMENSION	125*50*31.5mm (L*W*H)									
	PACKING	0.29Kg; 40pcs/ 12.6 Kg/1.05CUFT									
CONNECTOR	PLUG	See page 4~5 ; Other type available by customer requested									
	CABLE	See page 4~5 ; Other type available by customer requested									
NOTE	<ol style="list-style-type: none"> All parameters are specified at 230VAC input, rated load, 25°C 70% RH ambient. DC voltage: The output voltage set at point measure by plug terminal & 50% load. Ripple & noise are measured at 20MHz by using a 12" twisted pair terminated with a 0.1µf & 47µf capacitor. Tolerance: includes set up tolerance, line regulation, load regulation. Line regulation is measured from low line to high line at rated load. Length of set up time is measured at first cold start. Turning ON/OFF the power supply may lead to increase of the set up time. Derating may be needed under low input voltages. Please check the derating curve for more details. The ambient temperature derating of 3.5°C/1000m with fanless models and of 5°C/1000m with fan models for operating altitude higher than 2000m(6500ft). The power supply is considered as an independent unit, but the final equipment still need to re-confirm that the whole system complies with the EMC directives. For guidance on how to perform these EMC tests, please refer to "EMI testing of component power supplies." (as available on http://www.meanwell.com) 										

Derating Curve

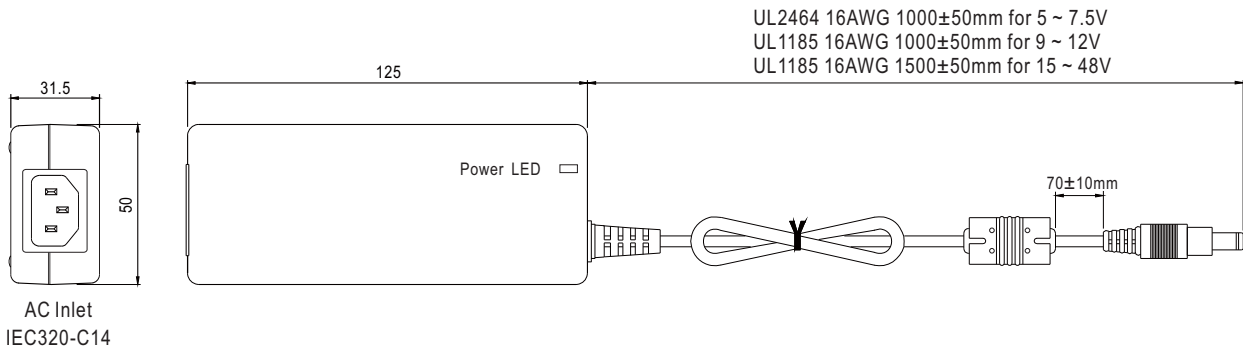


Static Characteristics



Mechanical Specification

Case No. GS60A Unit:mm



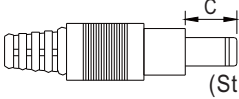
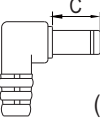


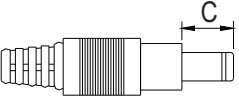
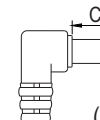


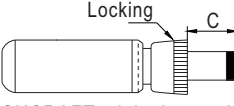


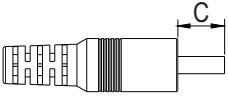

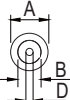
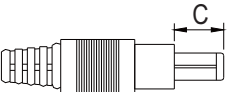

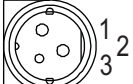
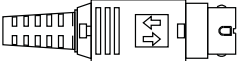



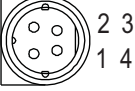
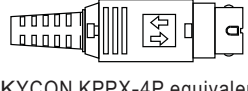


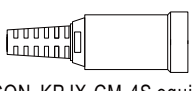


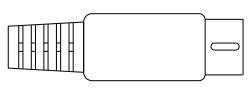

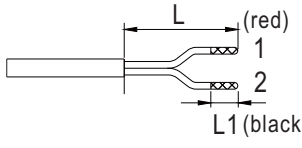
DC output plug

Standard plug: P1J

P1J	Pin Assignment
	<p>C⁺ C⁻</p>
	<p>Outside ⊖ ⊕ Inside</p> <p>AC FG</p> <p>-V connected to AC FG</p>

◎ Optional DC plug:

Tuning Fork Style		Type No.	A	B	C	
   (Straight)  (Right-angled)	P1I	5.5	2.1	9.5		
	P1L	5.5	2.5	9.5		
	P1M	5.5	2.5	11.0		
	P1IR	5.5	2.1	9.5		
	P1JR	5.5	2.1	11.0		
	P1LR	5.5	2.5	9.5		
	P1MR	5.5	2.5	11.0		
	Barrel Style		Type No.	A	B	C
   (Straight)  (Right-angled)	P2I	5.5	2.1	9.5		
	P2J	5.5	2.1	11.0		
	P2L	5.5	2.5	9.5		
	P2M	5.5	2.5	11.0		
	P2IR	5.5	2.1	9.5		
	P2JR	5.5	2.1	11.0		
	P2LR	5.5	2.5	9.5		
	P2MR	5.5	2.5	11.0		
Lock Style		Type No.	A	B	C	
   Locking SWITCHCRAFT original or equivalent	P2S(S761K)	5.53	2.03	12.06		
	P2K(761K)	5.53	2.54	12.06		
	P2C(S760K)	5.53	2.03	9.52		
	P2D(760K)	5.53	2.54	9.52		
	Min. Pin Style		Type No.	A	B	C
   EIAJ equivalent	P3A	2.35	0.7	11.0		
	P3B	4.0	1.7	11.0		
	P3C	4.75	1.7	11.0		
	Center Pin Style		Type No.	A	B	C
   EIAJ equivalent	P4A	5.5	3.4	11.0	1.0	
	P4B	6.5	4.4	11.0	1.4	
	P4C	7.4	5.1	11.0	0.6	
	Min. DIN 3 Pin with Lock (male)		Type No.	Pin Assignment		
   KYCON KPPX-3P equivalent		PIN No.	Output			
	R6B	1	+Vo			
		2	-Vo			
		3	+Vo			

Min. DIN 4 Pin with Lock (male)	Type No.	Pin Assignment	
		PIN No.	Output
   <p>KYCON KPPX-4P equivalent</p>	R7B	1	+Vo
		2	-Vo
		3	-Vo
		4	+Vo
Min. DIN 4 Pin with Lock (female)	Type No.	Pin Assignment	
   <p>KYCON KPJX-CM-4S equivalent</p>	R7BF	1	+Vo
		2	-Vo
		3	-Vo
		4	+Vo
DIN 5 Pin (male)	Type No.	Pin Assignment	
  	R1B	1	-Vo
		2	-Vo
		3	+Vo
		4	-Vo
		5	+Vo
Stripped and tinned leads	Type No.	Pin Assignment	
  <p>Length of Land L1 by request (MW's standard length, L: <u>25</u> mm, L1: <u>5</u> mm)</p>	by customer	1	+Vo
		2	-Vo

■ **Installation Manual**

Please refer to : <http://www.meanwell.com/manual.html>