



Chipsmall Limited consists of a professional team with an average of over 10 year of expertise in the distribution of electronic components. Based in Hongkong, we have already established firm and mutual-benefit business relationships with customers from,Europe,America and south Asia,supplying obsolete and hard-to-find components to meet their specific needs.

With the principle of "Quality Parts,Customers Priority,Honest Operation,and Considerate Service",our business mainly focus on the distribution of electronic components. Line cards we deal with include Microchip,ALPS,ROHM,Xilinx,Pulse,ON,Everlight and Freescale. Main products comprise IC,Modules,Potentiometer,IC Socket,Relay,Connector.Our parts cover such applications as commercial,industrial, and automotives areas.

We are looking forward to setting up business relationship with you and hope to provide you with the best service and solution. Let us make a better world for our industry!



## Contact us

Tel: +86-755-8981 8866 Fax: +86-755-8427 6832

Email & Skype: info@chipsmall.com Web: www.chipsmall.com

Address: A1208, Overseas Decoration Building, #122 Zhenhua RD., Futian, Shenzhen, China





EN60601-1

ANSI/AAMI ES60601-1

IEC60601-1

### Features

- 2 pole AC inlet IEC320-C8, Class II power unit
- Medical safety approved (2 x MOPP) according to ANSI/AAMI ES60601-1 and IEC/EN60601-1
- Extremely low leakage current
- No load power consumption < 0.1W
- Energy efficiency level VI and meet CoC Version 5 (Except 5~9V for Level V)
- -30~+70°C wide range working temperature
- Protections: Short circuit / Overload / Over voltage / Over temperature
- LED indicator for power on
- Lifetime > 95 K hours
- 3 years warranty

### Applications

- Mobile clinical workstation
- Oral irrigator
- Portable hemodialysis machine
- Breath Machine
- Medical computer monitor

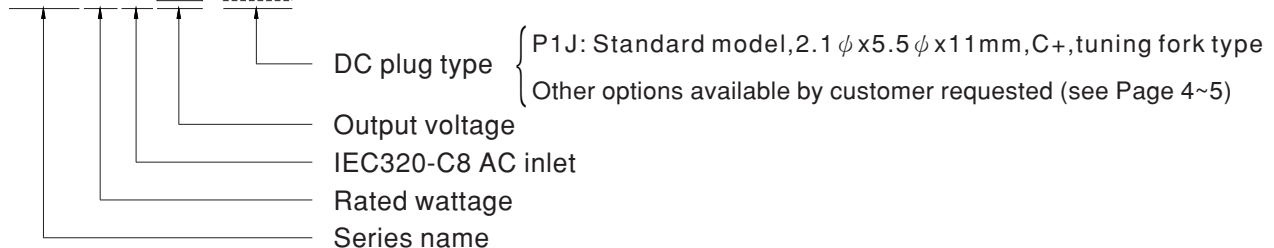
### Description

GSM60B is a highly reliable, 60W desktop style single-output green medical adaptor series. This product is equipped with a 2-pin (no FG) standard IEC320-C8 power plug, adopting the input range from 80VAC to 264VAC. The entire series supplies different output voltages between 5VDC and 48VDC that can satisfy the demands for various kinds of medical electrical devices. The circuitry design meets the international medical standards (2\*MOPP), having an ultra low leakage current (<50μA), fitting the medical devices in direct electrical contact with the patients.

With the efficiency up to 91.5% and the extremely low no-load power consumption below 0.1W, GSM60B is compliant with USA EISA 2007/DoE, Canada NRCan, Australia and New Zealand MEPS, EU ErP, and meet Code of Conduct (CoC) Version 5. The supreme feature allows the adaptor to save the energy when it is either under the operating mode or the standby mode. The entire series utilizes the 94V-0 flame retardant plastic case, providing the double insulation that effectively prevents electrical shock. GSM60B is approved with the international medical safety certificates.

### Model Encoding

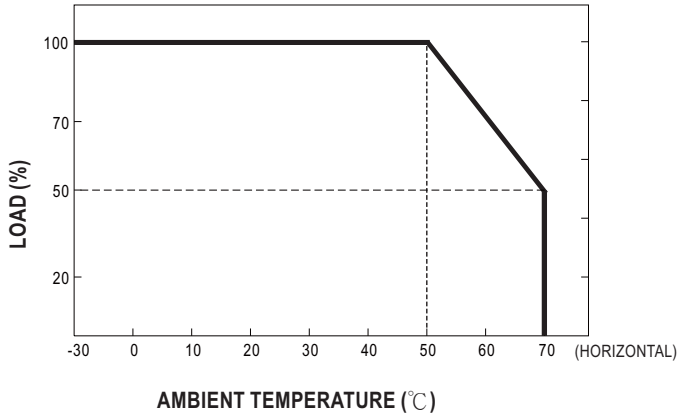
**GSM60 B 05 - P1J**



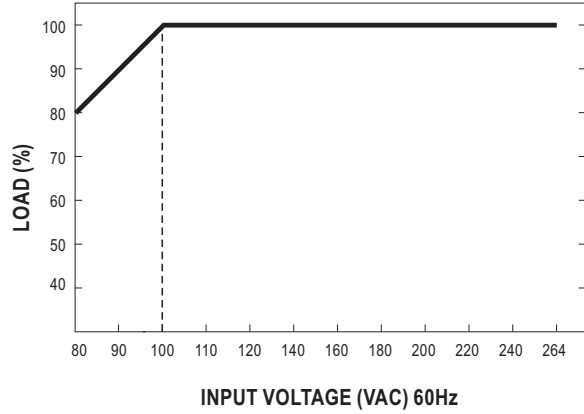
**SPECIFICATION**

ORDER NO.	GSM60B05-P1J	GSM60B07-P1J	GSM60B09-P1J	GSM60B12-P1J	GSM60B15-P1J	GSM60B18-P1J	GSM60B24-P1J	GSM60B48-P1J			
OUTPUT	SAFETY MODEL NO.	GSM60B05	GSM60B07	GSM60B09	GSM60B12	GSM60B15	GSM60B18	GSM60B24	GSM60B48		
	DC VOLTAGE <small>Note.2</small>	5V	7.5V	9V	12V	15V	18V	24V	48V		
	RATED CURRENT	6A	6A	6A	5A	4A	3.33A	2.5A	1.25A		
	CURRENT RANGE	0 ~ 6A	0 ~ 6A	0 ~ 6A	0 ~ 5A	0 ~ 4A	0 ~ 3.33A	0 ~ 2.5A	0 ~ 1.25A		
	RATED POWER (max.)	30W	45W	54W	60W	60W	60W	60W	60W		
	RIPPLE & NOISE (max.) <small>Note.3</small>	80mVp-p	80mVp-p	100mVp-p	100mVp-p	100mVp-p	120mVp-p	150mVp-p	200mVp-p		
	VOLTAGE TOLERANCE <small>Note.4</small>	± 5.0%	± 5.0%	± 5.0%	± 3.0%	± 3.0%	± 3.0%	± 3.0%	± 2.5%		
	LINE REGULATION <small>Note.5</small>	± 1.0%	± 1.0%	± 1.0%	± 1.0%	± 1.0%	± 1.0%	± 1.0%	± 1.0%		
	LOAD REGULATION	± 5.0%	± 5.0%	± 5.0%	± 3.0%	± 3.0%	± 3.0%	± 3.0%	± 2.5%		
	SETUP, RISE TIME <small>Note.6</small>	1000ms, 30ms / 230VAC      1500ms, 30ms / 115VAC at full load									
HOLD UP TIME (Typ.)	50ms / 230VAC      16ms / 115VAC at full load										
INPUT	VOLTAGE RANGE <small>Note.7</small>	80 ~ 264VAC    120 ~ 370VDC									
	FREQUENCY RANGE	47 ~ 63Hz									
	EFFICIENCY (Typ.)	81.5%	86%	87.5%	88%	88.5%	89%	90%	91.5%		
	AC CURRENT (Typ.)	1.4A / 115VAC    1A / 230VAC									
	INRUSH CURRENT (Typ.)	Cold start    30A / 115VAC    60A / 230VAC									
	LEAKAGE CURRENT(max.)	Touch current < 50µA/264VAC									
PROTECTION	OVERLOAD	105 ~ 160% rated output power Protection type : Hiccup mode, recovers automatically after fault condition is removed									
	OVER VOLTAGE	5.2 ~ 7.0V	7.8 ~ 10.2V	9.4 ~ 12.2V	12.6 ~ 16.2V	15.7 ~ 20.3V	18.9 ~ 24.3V	25.2 ~ 32.4V	50.4 ~ 64.8V		
		Protection type : Shut down o/p voltage, re-power on to recover									
	OVER TEMPERATURE	Shut down o/p voltage, re-power on to recover									
ENVIRONMENT	WORKING TEMP.	-30 ~ +70°C (Refer to "Derating Curve")									
	WORKING HUMIDITY	20% ~ 90% RH non-condensing									
	STORAGE TEMP., HUMIDITY	-40 ~ +85°C, 10 ~ 95% RH non-condensing									
	TEMP. COEFFICIENT	± 0.03% / °C (0 ~ 40°C)									
	VIBRATION	10 ~ 500Hz, 2G 10min./1cycle, period for 60min. each along X, Y, Z axes									
	OPERATING ALTITUDE <small>Note.8</small>	3000 meters									
SAFETY & EMC (Note. 9)	SAFETY STANDARDS	IEC60601-1, EN60601-1/ EN60601-1-11, ANSI/AAMI ES60601-1 / ES60601-1-11(3.1 version), CAN/CSA-C22.2 No. 60601-1:14 - Edition 3, EAC TP TC 004 approved									
	ISOLATION LEVEL	Primary-Secondary: 2xMOPP									
	WITHSTAND VOLTAGE	I/P-O/P:4KVAC									
	ISOLATION RESISTANCE	I/P-O/P:100M Ohms / 500VDC / 25°C / 70% RH									
	EMC EMISSION	Parameter	Standard						Test Level / Note		
		Conducted emission	EN55011 (CISPR11), FCC PART 15 / CISPR22, CAN ICES-3(B)/NMB-3(B)						Class B		
		Radiated emission	EN55011 (CISPR11), FCC PART 15 / CISPR22, CAN ICES-3(B)/NMB-3(B)						Class B		
		Harmonic current	EN61000-3-2						Class A		
		Voltage flicker	EN61000-3-3						-----		
	EMC IMMUNITY	EN55024 , EN60601-1-2, EN61204-3									
		Parameter	Standard						Test Level / Note		
		ESD	EN61000-4-2						Level 4, 15KV air ; Level 4, 8KV contact		
		RF field susceptibility	EN61000-4-3						Level 3, 10V/m( 80MHz~2.7GHz ) Table 9, 9~28V/m( 385MHz~5.78GHz )		
		EFT bursts	EN61000-4-4						Level 3, 2KV		
Surge susceptibility		EN61000-4-5						Level 3, 1KV/Line-Line			
Conducted susceptibility		EN61000-4-6						Level 3, 10V			
Magnetic field immunity		EN61000-4-8						Level 4, 30A/m			
Voltage dip, interruption	EN61000-4-11						100% dip 1 periods, 30% dip 25 periods, 100% interruptions 250 periods				
OTHERS	MTBF	720K hrs min. MIL-HDBK-217F(25°C)									
	DIMENSION	125*50*31.5mm (L*W*H)									
	PACKING	0.32Kg; 40pcs/13.8Kg/1.05CUFT									
CONNECTOR	PLUG	See page 4~5; Other type available by customer requested									
	CABLE	See page 4~5; Other type available by customer requested									
NOTE	<p>1. All parameters are specified at 230VAC input, rated load, 25°C 70% RH ambient.</p> <p>2. DC voltage: The output voltage set at point measure by plug terminal &amp; 50% load.</p> <p>3. Ripple &amp; noise are measured at 20MHz by using a 12" twisted pair terminated with a 0.1µf &amp; 47µf capacitor.</p> <p>4. Tolerance: includes set up tolerance, line regulation, load regulation.</p> <p>5. Line regulation is measured from low line to high line at rated load.</p> <p>6. Length of set up time is measured at first cold start. Turning ON/OFF the power supply may lead to increase of the set up time.</p> <p>7. Derating may be needed under low input voltages. Please check the derating curve for more details.</p> <p>8. The ambient temperature derating of 3.5°C/1000m with fanless models and of 5°C/1000m with fan models for operating altitude higher than 2000m(6500ft).</p> <p>9. The power supply is considered as an independent unit, but the final equipment still need to re-confirm that the whole system complies with the EMC directives. For guidance on how to perform these EMC tests, please refer to "EMI testing of component power supplies." (as available on <a href="http://www.meanwell.com">http://www.meanwell.com</a>)</p>										

### Derating Curve

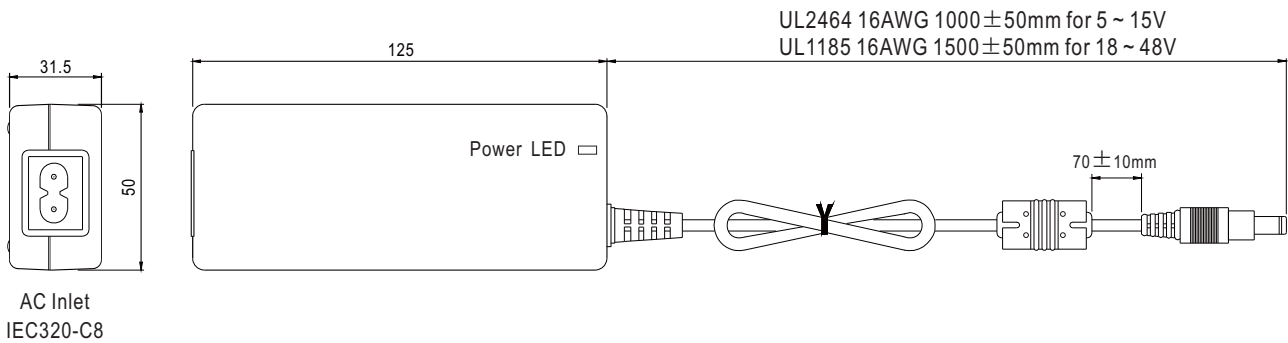


### Static Characteristics



### Mechanical Specification

Case No. GSM60B Unit:mm



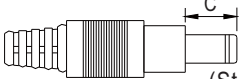
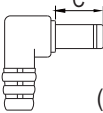


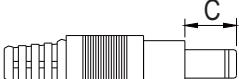
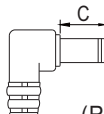


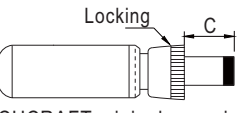

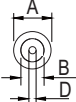
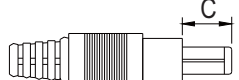

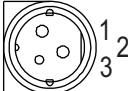
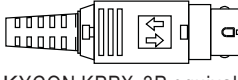



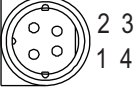
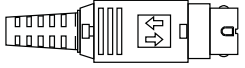


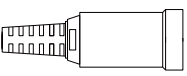




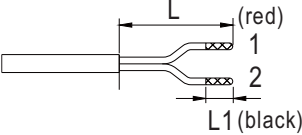
### DC output plug

☉ Standard plug: P1J

P1J	Pin Assignment
	Outside  Inside

◎ Optional DC plug:

Tuning Fork Style		Type No.	A	B	C	
			OD	ID	L	
 	 (Straight)	P1I	5.5	2.1	9.5	
		P1L	5.5	2.5	9.5	
	 (Right-angled)	P1M	5.5	2.5	11.0	
		P1IR	5.5	2.1	9.5	
		P1JR	5.5	2.1	11.0	
		P1LR	5.5	2.5	9.5	
		P1MR	5.5	2.5	11.0	
Barrel Style		Type No.	A	B	C	
			OD	ID	L	
 	 (Straight)	P2I	5.5	2.1	9.5	
		P2J	5.5	2.1	11.0	
		P2L	5.5	2.5	9.5	
		P2M	5.5	2.5	11.0	
	 (Right-angled)	P2IR	5.5	2.1	9.5	
		P2JR	5.5	2.1	11.0	
		P2LR	5.5	2.5	9.5	
		P2MR	5.5	2.5	11.0	
Lock Style		Type No.	A	B	C	
			OD	ID	L	
   SWITCHCRAFT original or equivalent	P2S(S761K)	5.53	2.03	12.06		
	P2K(761K)	5.53	2.54	12.06		
	P2C(S760K)	5.53	2.03	9.52		
	P2D(760K)	5.53	2.54	9.52		
Center Pin Style		Type No.	A	B	C	D
			OD	ID	L	Center Pin
   EIAJ equivalent	P4A	5.5	3.4	11.0	1.0	
	P4B	6.5	4.4	11.0	1.4	
	P4C	7.4	5.1	11.0	0.6	
Min. DIN 3 Pin with Lock (male)		Type No.	Pin Assignment			
			PIN No.	Output		
   KYCON KPPX-3P equivalent	R6B	1	+Vo			
	R6B	2	-Vo			
	R6B	3	+Vo			

Min. DIN 4 Pin with Lock (male)	Type No.	Pin Assignment	
		PIN No.	Output
   <p>KYCON KPPX-4P equivalent</p>	R7B	1	+Vo
		2	-Vo
		3	-Vo
		4	+Vo
Min. DIN 4 Pin with Lock (female)	Type No.	Pin Assignment	
   <p>KYCON KPJX-CM-4S equivalent</p>	R7BF	1	+Vo
		2	-Vo
		3	-Vo
		4	+Vo
DIN 5 Pin (male)	Type No.	Pin Assignment	
  	R1B	1	-Vo
		2	-Vo
		3	+Vo
		4	-Vo
		5	+Vo
Stripped and tinned leads	Type No.	Pin Assignment	
  <p>Length of Land L1 by request (MW's standard length, L: <u>25</u> mm, L1: <u>5</u> mm)</p>	by customer	1	+Vo
		2	-Vo

**Installation Manual**

Please refer to : <http://www.meanwell.com/manual.html>