



Chipsmall Limited consists of a professional team with an average of over 10 year of expertise in the distribution of electronic components. Based in Hongkong, we have already established firm and mutual-benefit business relationships with customers from,Europe,America and south Asia,supplying obsolete and hard-to-find components to meet their specific needs.

With the principle of "Quality Parts,Customers Priority,Honest Operation,and Considerate Service",our business mainly focus on the distribution of electronic components. Line cards we deal with include Microchip,ALPS,ROHM,Xilinx,Pulse,ON,Everlight and Freescale. Main products comprise IC,Modules,Potentiometer,IC Socket,Relay,Connector.Our parts cover such applications as commercial,industrial, and automotives areas.

We are looking forward to setting up business relationship with you and hope to provide you with the best service and solution. Let us make a better world for our industry!



Contact us

Tel: +86-755-8981 8866 Fax: +86-755-8427 6832

Email & Skype: info@chipsmall.com Web: www.chipsmall.com

Address: A1208, Overseas Decoration Building, #122 Zhenhua RD., Futian, Shenzhen, China



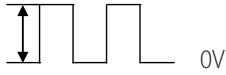


MODEL: GT-0901A
PRODUCT: Electromagnetic Buzzer
EDITION: A/2016

THIS SPECIFICATION APPLIES TO THE ELECTROMAGNETIC BUZZER

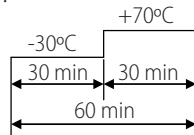
SPECIFICATION

Test condition: TEMP=+25±2 °C Related humidity=65±5% Air pressure:860-1060mbar

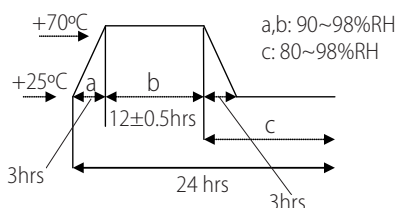
item	unit	specification	condition
rated voltage	Vo-p	1.5	Vo-p 
operating volt	Vo-p	1-3	
mean current	mA	Max.80	At rated voltage 2730Hz, square wave, 1/2 duty
coil resistance	Ω	6 ± 1%	
sound output	dBA	85	At 10cm(A-weight free air), at rated voltage 2730Hz, square wave, 1/2duty
rated frequency	Hz	2730	
operating temp	°C	-20 ~ +60	
storage temp	°C	-30 ~ +70	
dimension	mm	φ9.0×H4.5	See attached drawing
weight	gram	0.6	
material		PPO (Black)	
terminal		Pin type (Plating Au)	See attached drawing
environmental protection regulation		RoHS	

ENVIRONMENT TEST

item	test condition	evaluation standard
high temp. test	After being placed in a chamber at +70°C for 96 hours.	After the test the part will meet specifications without any degradation in appearance and performance except SPL after 4 hours at +25°C. The SPL will be in ±10dBA compared with initial one.
low temp. test	After being placed in a chamber at -30°C for 96 hours.	
thermal shock	The part will be subjected to 10 cycles. One cycle shall consist of:	



temp./humidity cycle	The part will be subjected to 10 cycles. One cycle shall be 24 hours and consist of:
----------------------	---





MODEL: GT-0901A
PRODUCT: Electromagnetic Buzzer
EDITION: A/2016

RELIABILITY TEST

item	test conditions	evaluation standard
operating life test	ORDINARY TEMPERATURE The part will be subjected to 96 hours of continuous operation at $+25 \pm 10^{\circ}\text{C}$.	After the test the part will meet specifications without any degradation in appearance and performance except SPL, after 4 hours at $+25^{\circ}\text{C}$. The SPL would be in $\pm 10\text{dBA}$ compared with initial one.
	HIGH TEMPERATURE The part will be subjected to 72 hours of continuous operation at $+60^{\circ}\text{C}$ with 1.5V, 2730Hz applied.	
	LOW TEMPERATURE The part will be subjected to 72 hours of continuous operation at -20°C with 1.5V, 2730Hz applied.	

TEST CONDITION

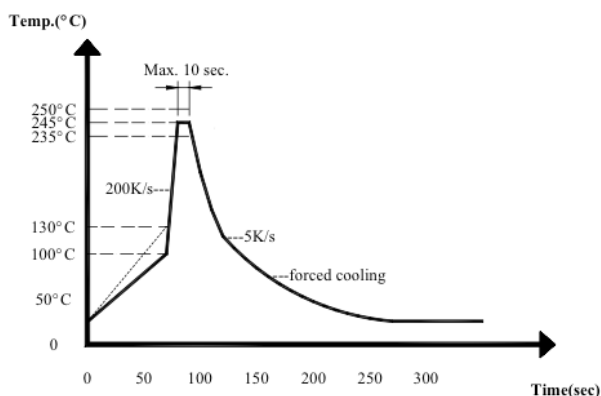
Standard Test Condition : a)Temperature: $+5 \sim +35^{\circ}\text{C}$ b)Humidity:45~85% c)Pressure: 860~1060mbar

MECHANICAL CHARACTERISTICS

item	test conditions	evaluation standard
solderability	Lead terminal are immersed in rosin for 5 seconds and then immersed in solder bath of $+260 \pm 5^{\circ}\text{C}$ for 3 ± 0.5 seconds.	90% min. lead terminals will be wet with solder No interference in operation.
soldering heat resistance	Lead terminal are immersed in soldering bath of $+260 \pm 5^{\circ}\text{C}$ for 2 ± 0.5 seconds.	
terminal mechanical strength	Apply the terminal with 1KG strength for 10 ± 1 seconds.	No damage and cutting off.
vibration	The part will be subjected to a vibration cycle of 10Hz to 55Hz to 10Hz in a period of 1 minute. Total peak amplitude will be 1.52mm(9.3G). The vibration test will consist of 2 hours per axis in each three axes(X,Y,Z). Total 6 hours.	After the test the part will meet specifications without any damage in appearance and performance except SPL. The SPL would be in $\pm 10\text{dBA}$ compared with initial one.
drop test	The part only will be dropped from a height of 75cm onto a 40mm thick wooden board 3 times in 3 axes(X,Y,Z). Total of 9 times.	

RECOMMENDED WAVE SOLDERING TEMPERATURE CURVE

* Wave Soldering profile of lead-free



Recommendable wave soldering condition is as follows:

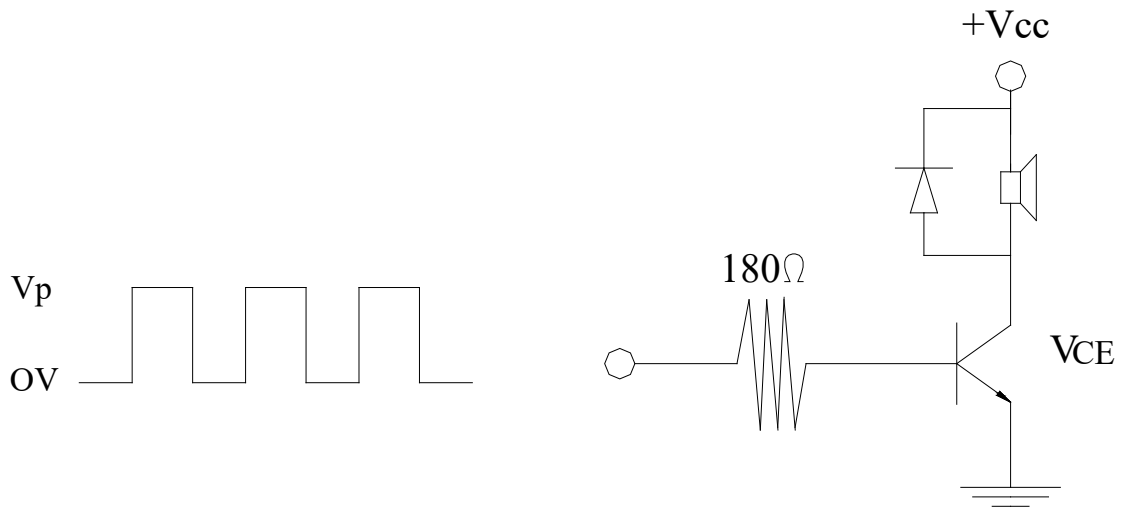
Note 1: It is requested that wave soldering should be executed after heat of product goes down to normal temperature.

Note 2: Peak wave temperature of $235^{\circ}\text{C} - 235^{\circ}\text{C}$ maximum of 10 seconds.

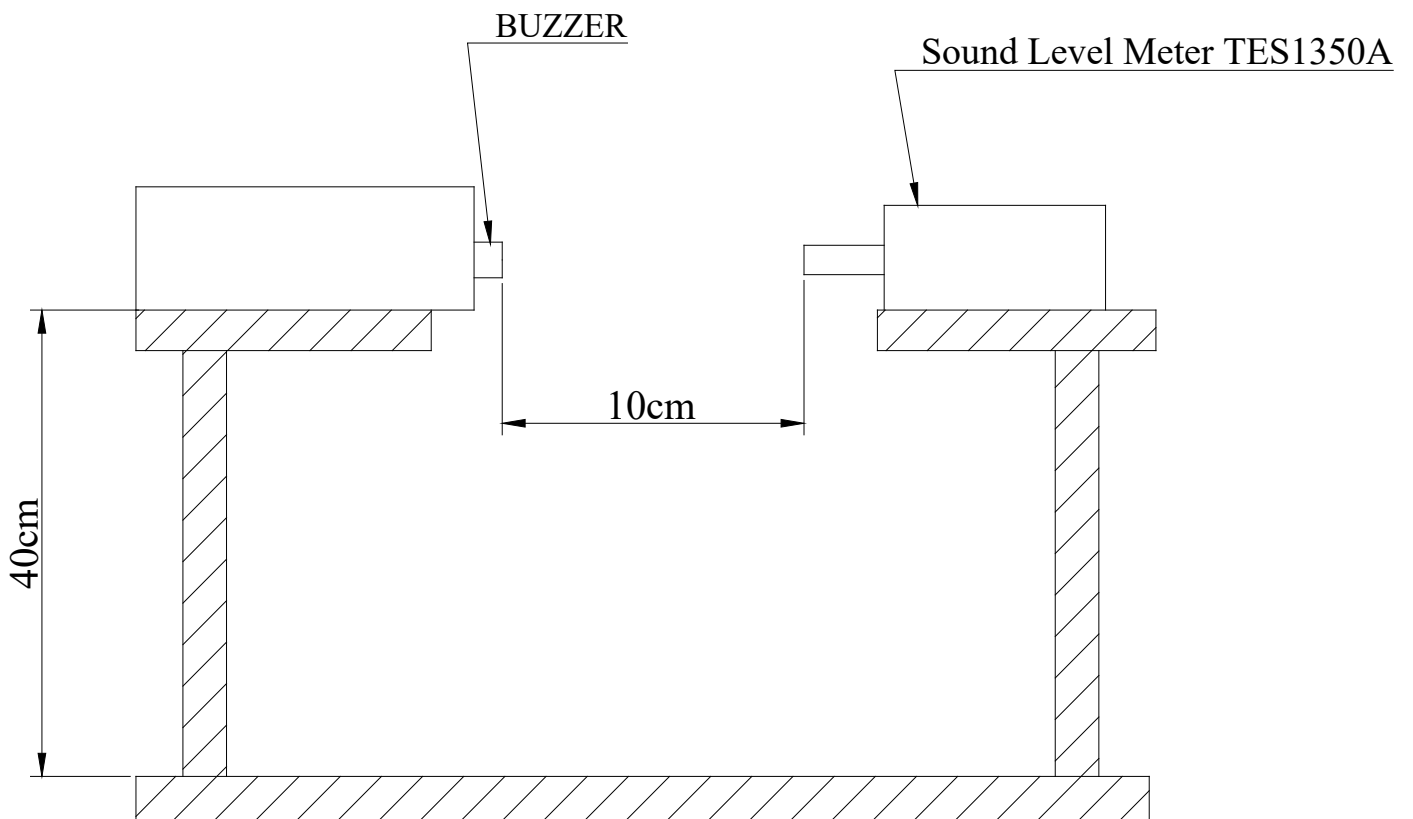


MODEL: GT-0901A
PRODUCT: Electromagnetic Buzzer
EDITION: A/2016

MEASUREMENT TEST CIRCUIT



INSPECTION FIXTURE

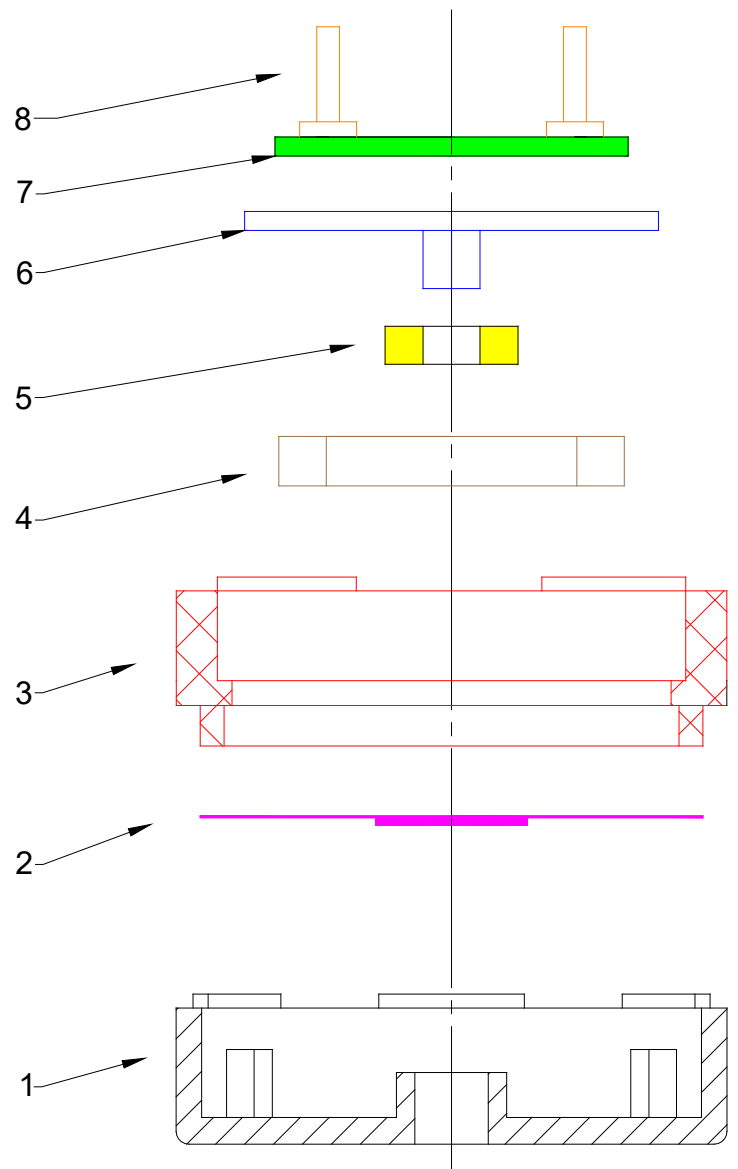
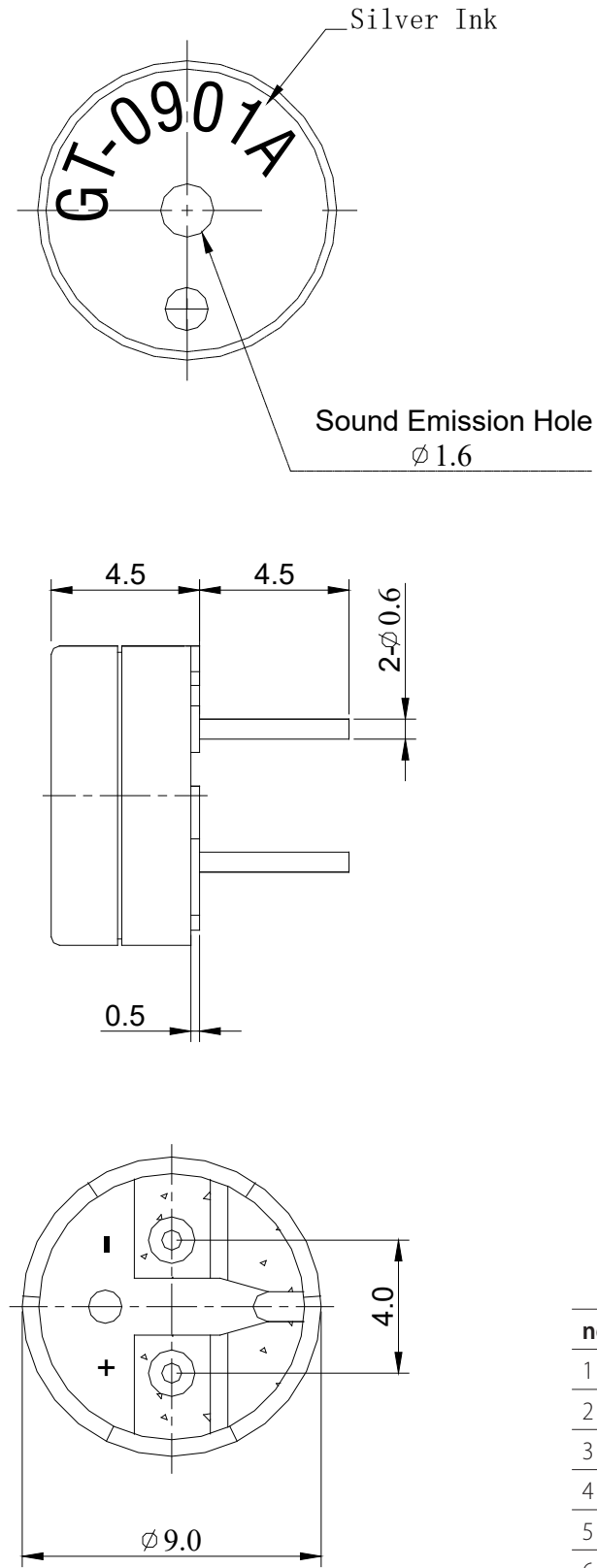




MODEL: GT-0901A
PRODUCT: Electromagnetic Buzzer
EDITION: A/2016

DIMENSIONS

Tolerance: ±0.5 (unit: mm)

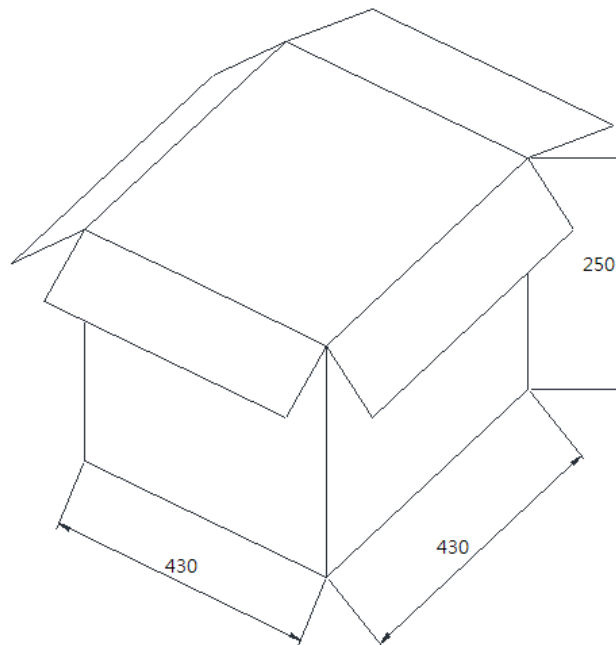
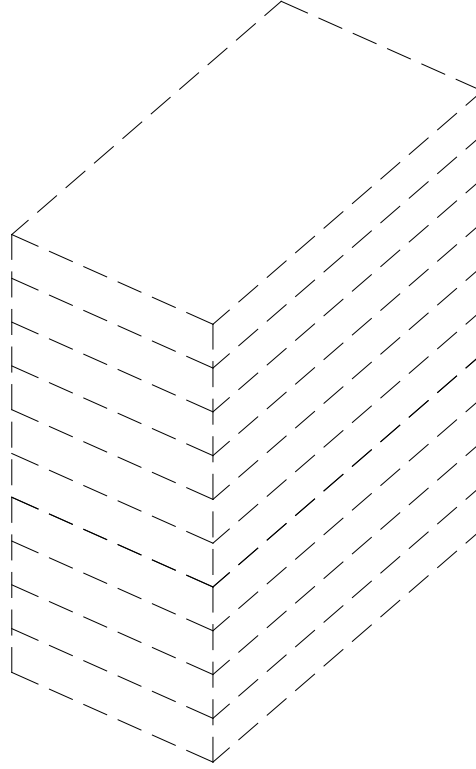


no	item	material	quantity
1	CASE	PPO	1
2	Diaphragm	Ferrum	1
3	CASE	PPO	1
4	Magnet ring	NdFeB	1
5	Coil	Copper	1
6	Core	Ferrum	1
7	PCB	Epoxy glass fiber cloth + copper	1
8	PIN	Copper	2



MODEL: GT-0901A
PRODUCT: Electromagnetic Buzzer
EDITION: A/2016

PACKING



packing box	LxWxH (mm)	pieces
Tray	190x190x25	100
Inner cartons	210x210x220	1600
Outer cartons	430x430x250	6000