



Chipsmall Limited consists of a professional team with an average of over 10 year of expertise in the distribution of electronic components. Based in Hongkong, we have already established firm and mutual-benefit business relationships with customers from,Europe,America and south Asia,supplying obsolete and hard-to-find components to meet their specific needs.

With the principle of "Quality Parts,Customers Priority,Honest Operation,and Considerate Service",our business mainly focus on the distribution of electronic components. Line cards we deal with include Microchip,ALPS,ROHM,Xilinx,Pulse,ON,Everlight and Freescale. Main products comprise IC,Modules,Potentiometer,IC Socket,Relay,Connector.Our parts cover such applications as commercial,industrial, and automotives areas.

We are looking forward to setting up business relationship with you and hope to provide you with the best service and solution. Let us make a better world for our industry!



Contact us

Tel: +86-755-8981 8866 Fax: +86-755-8427 6832

Email & Skype: info@chipsmall.com Web: www.chipsmall.com

Address: A1208, Overseas Decoration Building, #122 Zhenhua RD., Futian, Shenzhen, China



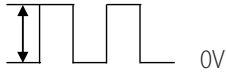


PART NO: GT-11P
PRODUCT: Electromagnetic Buzzer
EDITION: A/2017

THIS SPECIFICATION APPLIES TO THE ELECTROMAGNETIC BUZZER

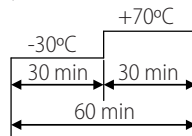
SPECIFICATION

TEST CONDITION: TEMP= +25 ±2°C RELATED HUMIDITY= 65 ±5% AIR PRESSURE: 860 ~ 1060MBAR

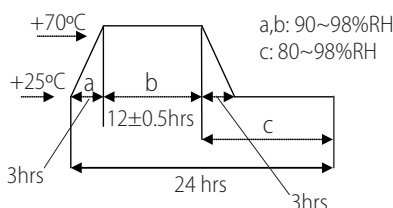
item	unit	specification	condition
rated voltage	Vo-p	1.5	Vo-p 
operating volt	Vo-p	1.0 ~ 3.0	
mean current	mA	Max.35	At rated voltage 2048Hz, square wave, 1/2 duty
coil resistance	Ω	16 ±4.5	
sound output	dBA	85	At 10cm (A-weight free air), At rated voltage 2048Hz, square wave, 1/2duty
rated frequency	Hz	2048	
operating temp	°C	-20 ~ +60	
storage temp	°C	-30 ~ +70	
dimension	mm	φ12.0× H8.5	See attached drawing
weight	gram	1.6	
material		PPO (Black)	
terminal		Pin type (Plating Sn)	See attached drawing
environmental protection regulation		RoHS	

ENVIRONMENT TEST

item	test condition	evaluation standard
high temp. test	After being placed in a chamber at +70°C for 96 hours.	After the test the part will meet specifications without any degradation in appearance and performance except SPL. After 2 hours at +25°C. The SPL will be in ±10dBA compared with initial one.
low temp. test	After being placed in a chamber at -30°C for 96 hours.	
thermal shock	The part will be subjected to 5 cycles. One cycle shall consist of:	



temp./humidity cycle	The part will be subjected to 5 cycles. One cycle shall be 24 hours and consist of:
----------------------	--





PART NO: GT-11P
PRODUCT: Electromagnetic Buzzer
EDITION: A/2017

RELIABILITY TEST

item	test conditions	evaluation standard
operating life test	ORDINARY TEMPERATURE The part will be subjected to 96 hours of continuous operation at room temperature.	After the test the part will meet specifications without any degradation in appearance and performance except SPL, after 2 hours at +25°C. The SPL would be in ±10dBA compared with initial one.
	HIGH TEMPERATURE High temperature The part will be subjected to 96 hours of continuous operation at +60°C with 1.5V, 2048Hz applied.	
	LOW TEMPERATURE The part will be subjected to 96 hours of continuous operation at -20°C with 1.5V, 2048Hz applied	

TEST CONDITION

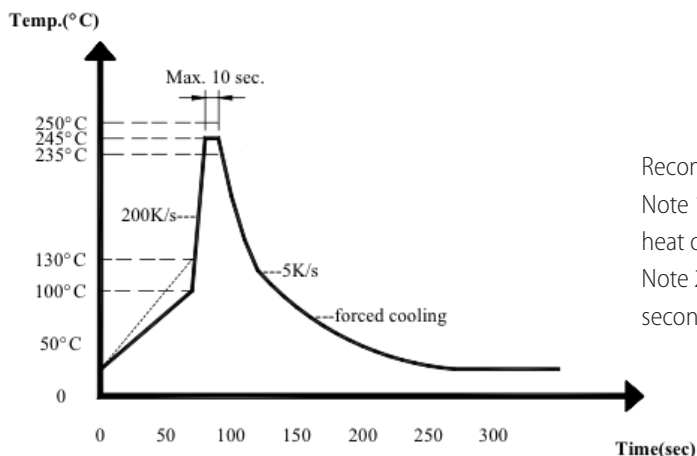
Standard Test Condition : a)Temperature: +5~+35°C b) Humidity:45~85% c) Pressure: 860~1060mbar

MECHANICAL CHARACTERISTICS

item	test conditions	evaluation standard
terminal mechanical strength	Apply the terminal with 9.8N(1kg) strength for 10 ±1 seconds.	No damage and cutting off.
vibration	The part will be subjected to a vibration cycle of 10Hz to 55Hz in a period of 1 minute. Total peak amplitude will be 1.52mm(9.3G). The vibration test shall consist of 2 hours per axis in each three axes (X,Y,Z).	After the test the part will meet specifications without any damage in appearance and performance except SPL. The SPL would be in ±10dBA compared with initial one.
drop test	The part only will be dropped from a height of 75cm onto a 40mm thick wooden board 1 time.	

RECOMMENDED WAVE SOLDERING TEMPERATURE CURVE

*** Wave Soldering profile of lead-free**

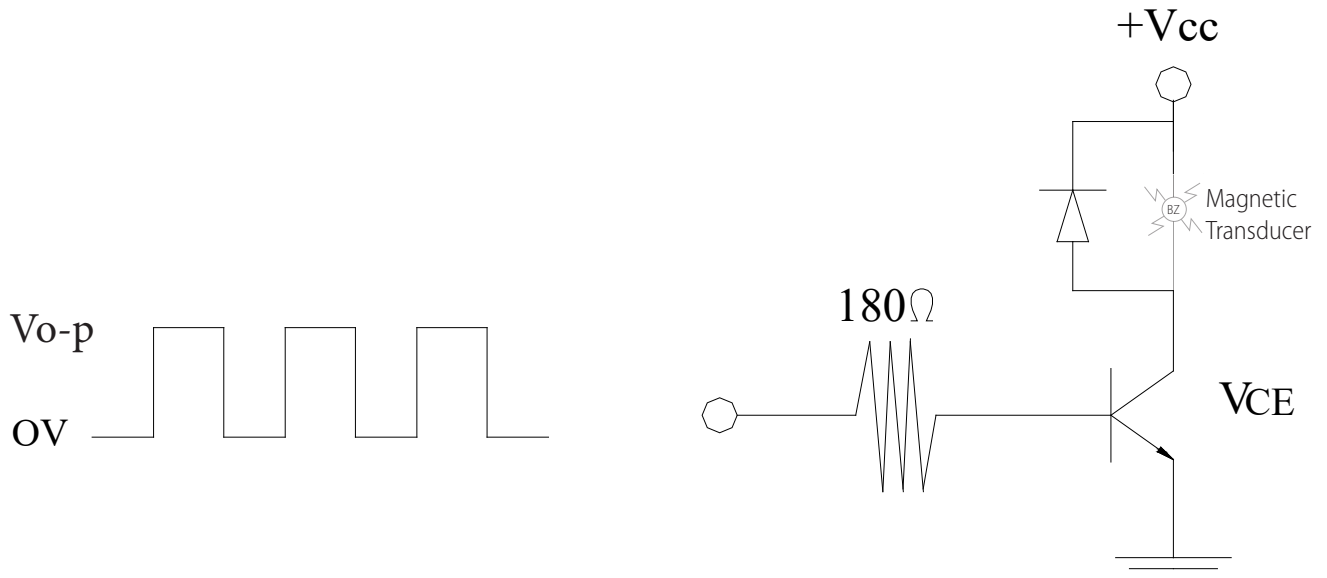


Recommendable wave soldering condition is as follows:
 Note 1: It is requested that wave soldering should be executed after heat of product goes down to normal temperature.
 Note 2: Peak wave temperature of 235°C ~ 250°C maximum of 10 seconds.

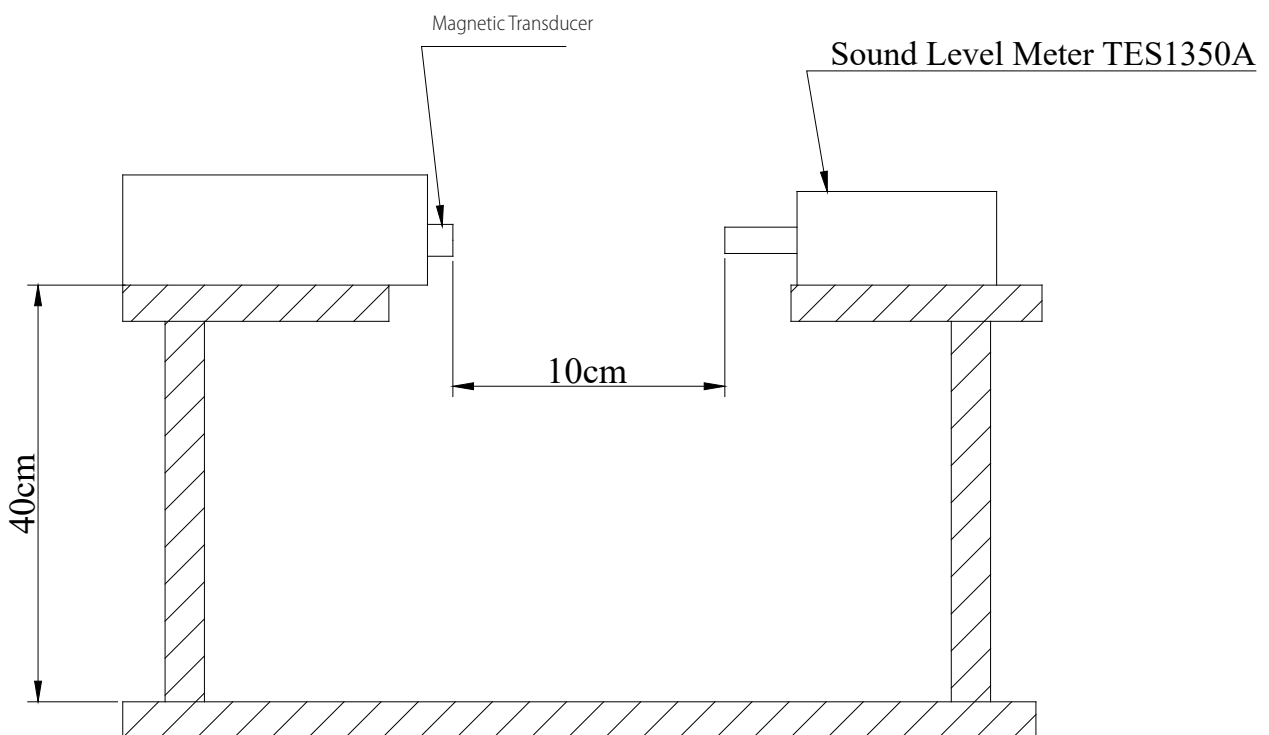


PART NO: GT-11P
PRODUCT: Electromagnetic Buzzer
EDITION: A/2017

MEASUREMENT TEST CIRCUIT



INSPECTION FIXTURE



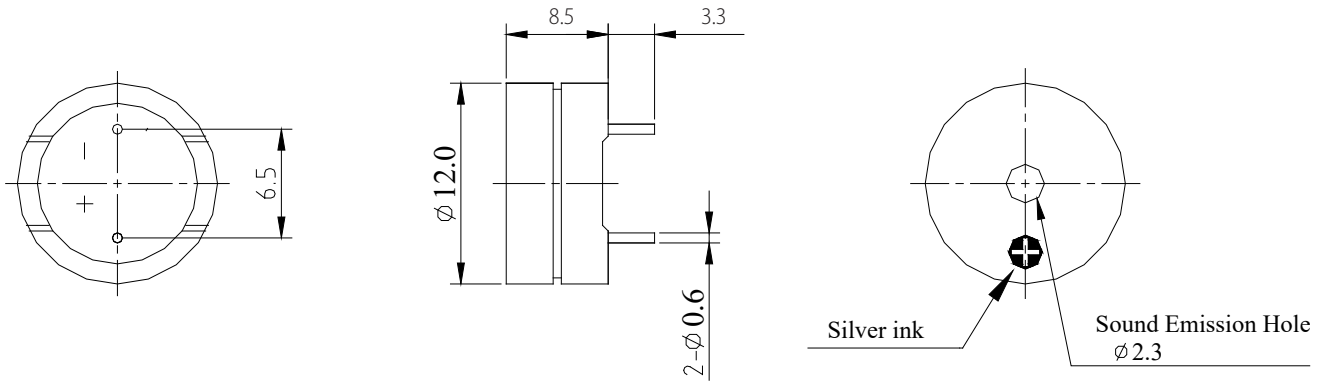


PART NO: GT-11P
PRODUCT: Electromagnetic Buzzer
EDITION: A/2017

Soberton Inc.

DIMENSIONS

Tolerance: ± 0.5 (unit: mm)

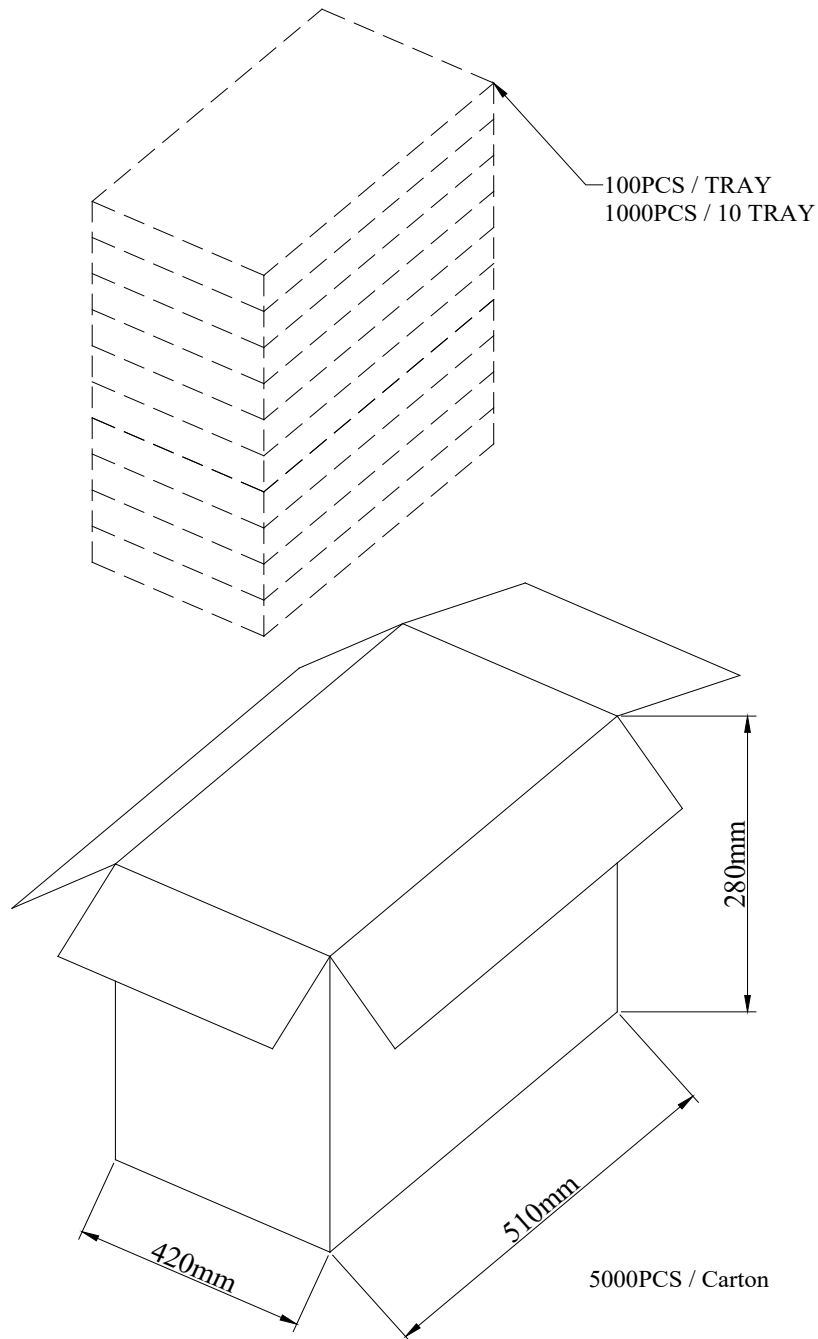


Tolerance: ± 0.5 Unit:mm



PART NO: GT-11P
PRODUCT: Electromagnetic Buzzer
EDITION: A/2017

PACKING



packing box	LxWxH (mm)	pieces
Tray		100
Inner cartons		1000
Outer cartons	420x510x280	5000