



Chipsmall Limited consists of a professional team with an average of over 10 year of expertise in the distribution of electronic components. Based in Hongkong, we have already established firm and mutual-benefit business relationships with customers from,Europe,America and south Asia,supplying obsolete and hard-to-find components to meet their specific needs.

With the principle of “Quality Parts,Customers Priority,Honest Operation,and Considerate Service”,our business mainly focus on the distribution of electronic components. Line cards we deal with include Microchip,ALPS,ROHM,Xilinx,Pulse,ON,Everlight and Freescale. Main products comprise IC,Modules,Potentiometer,IC Socket,Relay,Connector.Our parts cover such applications as commercial,industrial, and automotives areas.

We are looking forward to setting up business relationship with you and hope to provide you with the best service and solution. Let us make a better world for our industry!



Contact us

Tel: +86-755-8981 8866 Fax: +86-755-8427 6832

Email & Skype: info@chipsmall.com Web: www.chipsmall.com

Address: A1208, Overseas Decoration Building, #122 Zhenhua RD., Futian, Shenzhen, China

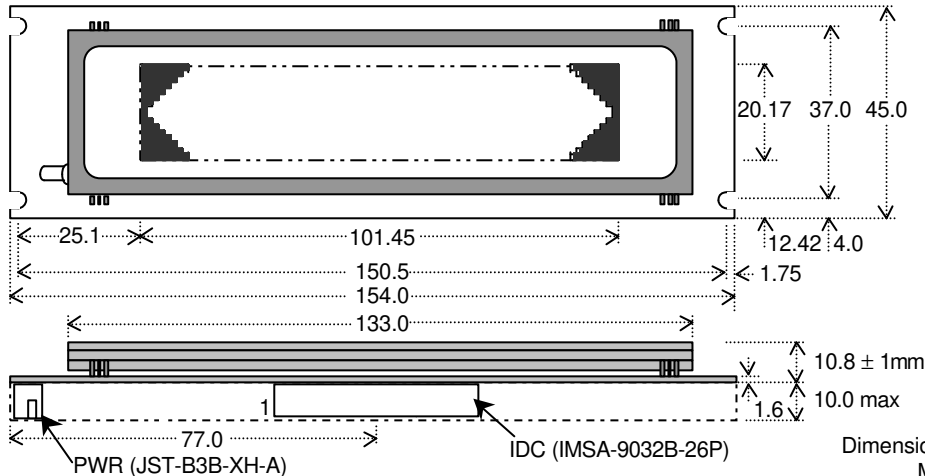


Dot Graphic VFD Module

GU160X32-800A

- ❑ 160 x 32 Dot Graphic
- ❑ Operating Temp -40°C to +85°C
- ❑ Single 5V Supply.
- ❑ High Brightness Blue Green Display
- ❑ Selectable Parallel (i80/M68)/Serial Interface
- ❑ Twin Screen Graphic RAM
- ❑ 16 Level Brightness Control Function

The module includes the Vacuum Fluorescent Display glass, driver and control ASIC, with integral refresh Graphic RAM and logic for parallel and synchronous serial interfaces. The high speed 8 bit parallel interface is 5V CMOS compatible suitable for connection to a host CPU bus. Brightness control and power down functions are provided. A full data sheet is available.



Dimensions in mm & subject to tolerances.
Mounting holes 3.5mm dia.

ELECTRICAL SPECIFICATION

Parameter	Symbol	Value	Condition
Power Supply Voltage	VCC	5.0VDC +/- 5%	GND=0V
Power Supply Current	ICC	550mADC typ.	VCC= 5V
Logic High Input	VIH	4.0 VDC min.	I _{IH} = 2uA
Logic Low Input	VIL	1.0VDC max.	I _{IL} = -600uA
Logic High Output	VOH	4.7VDC min.	I _{OH} = -300uA
Logic Low Output	VOL	0.3 VDC max.	I _{OL} = 300uA
Reset Input Voltage	VRH	4.0 VDC min.	I _{RH} = 5uA
Reset Input Voltage	VRL	0.6 VDC max.	I _{RL} = -600uA

The power on rise time should be less than 100ms. The inrush current at power on can be 2 x ICC.

OPTICAL and ENVIRONMENTAL SPECIFICATIONS

Parameter	Value
Display Area (XxY mm)	101.45 x 20.17
Dot Size/Pitch (XxY mm)	0.485 x 0.485/0.635 x 0.635
Luminance	350 cd/m ² Min.
Colour of Illumination	Blue-Green (Filter for colours)
Operating Temperature	-40°C to +85°C
Storage Temperature	-40°C to +85°C
Operating Humidity (non condensing)	20 to 80% RH @ 25°C

SOFTWARE COMMANDS

Instruction	C/D	Instruction Byte	No. Bytes
Set Display On/Off / Layer Merge	1	20H-2FH	2
Set Display Brightness	1	40H-4FH	1
Clear Display	1	52H-5FH	1
Set Cursor XY Address	1	60H-67H	3
Set Display Start X Address	1	70H-7FH	2
Set Write Address Mode	1	80H-8FH	1
Scroll Display Vertically Up/Down	1	B0H-BFH	1
Read Cursor XY Address	1	D4H-D7H	3
Write Data	0	00H-FFH	1

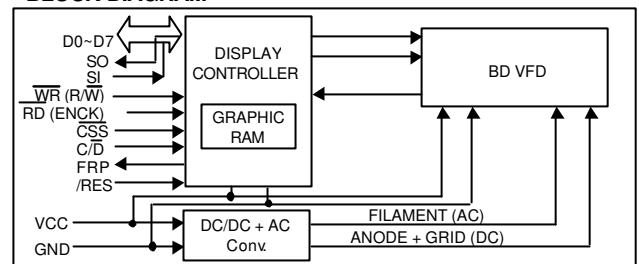
TIMING PARAMETERS (min)

i80/M68 Parameters	Time	Serial Parameters	Time
Write /WR/EN Cycle Time	400ns	SCK Cycle Time	200ns
Write /WR/EN Pulse Width	100ns	SCK Pulse Width	80ns
Set Up To Write /WR/EN	30ns	Set Up To SCK, /CSS=L	40ns
Hold after Write /WR/EN	20ns	Delay After 8 th bit, /CSS=H	150ns

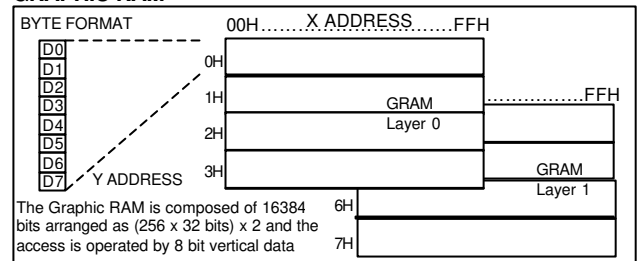
SCROLLING GRAPHIC DISPLAY

The pattern in GRAM can be scrolled around the display. Horizontal scroll is achieved by increment/decrement of the Display Start X Address. The vertical scroll process considers layer 0, then layer 1 as a continuous 64 bit high vertical area within RAM.

BLOCK DIAGRAM



GRAPHIC RAM



IDC DATA CONNECTOR

Pin	i80	M68	Serial	Pin	Sig	
1	D7	D7	X	2	GND	
3	D6	D6	X	4	GND	
5	D5	D5	X	6	GND	
7	D4	D4	X	8	GND	
9	D3	D3	X	10	GND	
11	D2	D2	X	12	GND	
13	D1	D1	SO	14	GND	
15	D0	D0	SI	16	GND	
17	/WR	/R/	/W/	X	18	GND
19	C/D	C/D	C/D	20	GND	
21	/RD	/ENCK	SCK	22	GND	
23	/CSS	/CSS	/CSS	24	GND	
25	FRP	FRP	FRP	26	/RES	

3 PIN POWER CONNECTOR

Pin	Sig
1	Vcc
2	Test (Factory only)
3	GND

PCB JUMPERS (Open/L2)ink

Interface	J1	J2
Serial	L	O/L
i80 Parallel	O	O
M68 Parallel	O	L

CONTACT

Noritake Sales Office Tel Nos
 Nagoya Japan: +81 (0)52-561-9867
 Canada: +1-416-291-2946
 Chicago USA: +1-847-439-9020
 Munchen (D): +49 (0)89-3214-290
 Itron UK: +44 (0)1493 601144
 Rest Europe: +49 (0)61-0520-9220
www.noritake-iron.com

Subject to change without notice.
 IUK Doc Ref: 03469 Iss:1 23/7/01