



Chipsmall Limited consists of a professional team with an average of over 10 year of expertise in the distribution of electronic components. Based in Hongkong, we have already established firm and mutual-benefit business relationships with customers from,Europe,America and south Asia,supplying obsolete and hard-to-find components to meet their specific needs.

With the principle of “Quality Parts,Customers Priority,Honest Operation,and Considerate Service”,our business mainly focus on the distribution of electronic components. Line cards we deal with include Microchip,ALPS,ROHM,Xilinx,Pulse,ON,Everlight and Freescale. Main products comprise IC,Modules,Potentiometer,IC Socket,Relay,Connector.Our parts cover such applications as commercial,industrial, and automotives areas.

We are looking forward to setting up business relationship with you and hope to provide you with the best service and solution. Let us make a better world for our industry!



Contact us

Tel: +86-755-8981 8866 Fax: +86-755-8427 6832

Email & Skype: info@chipsmall.com Web: www.chipsmall.com

Address: A1208, Overseas Decoration Building, #122 Zhenhua RD., Futian, Shenzhen, China



AMPHENOL P/N:

AMPHENOL P/N	PCB THICKNESS DIM "T"	DIM 'A'	DIM 'B'
H11-RDA-10X-3	.062" [1.57]	.053" [1.35]	.053±.004" [1.35±0.10mm]
H11-RDA-10X-3-C	.062" [1.57]	.053" [1.35]	.053±.004" [1.35±0.10mm]
H11-RDA-10X-3-CT	.062" [1.57]	.053" [1.35]	.053±.004" [1.35±0.10mm]
H11-RDA-10X-4	.093" [2.36]	.081" [2.05]	.064±.010" [1.62±0.25mm]
H11-RDA-10X-4-C	.093" [2.36]	.081" [2.05]	.064±.010" [1.62±0.25mm]
H11-RDA-10X-4-CT	.093" [2.36]	.081" [2.05]	.064±.010" [1.62±0.25mm]

PART NUMBER SYSTEM:

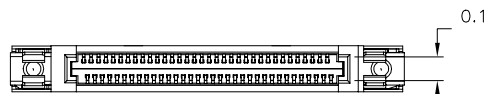
H 1 1 - R D A - 1 0 X - X - X X

OPTIONS:
0= WITHOUT SCREWLOCKS
1= WITH SCREWLOCKS

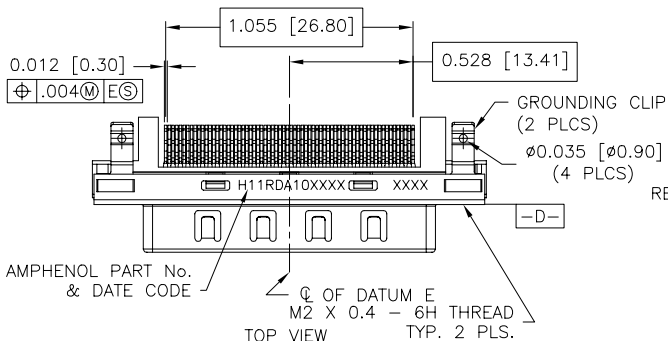
BLANK= WITHOUT PLUG & WITH TUBE PACKAGING;
C = WITH PLUG & TUBE PACKAGING;
CT= WITH PLUG & TAPE & REEL PACKAGING

OPTIONS:
3= FOR 0.062" THICK PCB
4= FOR 0.093" THICK PCB

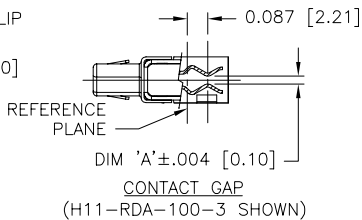
REVISIONS			
REV.	DESCRIPTION	DATE	APPROVED
A	DWG No. CHANGED FROM H11-RDA-101-X	2003/01/15	J.S.
B	HOLES ADDED ON THE GROUND CLIPS	2003/02/27	AK
C	DIM .197 [5.00] ADDED ON ZONE B5	2003/03/21	AK
D	.197 CHG TO .187 ON ZONE B5, DIM 'C' ADDED	2003/07/04	AK
E	ADD PLUG, TAPE & REEL OPTION; ADD P/N SYSTEM; DWG No. CHANGED FROM H11-RDA-100-X	NOV20/03	AK
F	CHANGE CLIP GAP DIM. & TOLERANCE.	JAN6/04	AK
G	CHANGE DWG NO. & ADD MOUNTING OPTION		



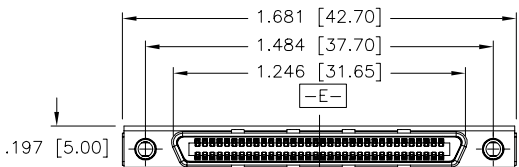
BACK VIEW



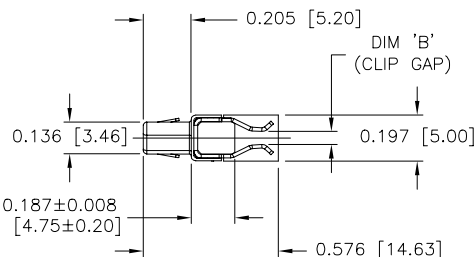
TOP VIEW



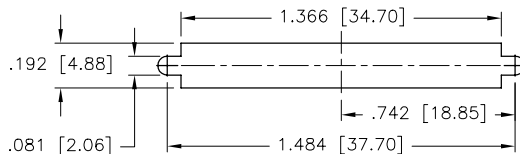
SIDE VIEW (H11-RDA-100-3 SHOWN)



FRONT VIEW (H11-RDA-100-3 SHOWN)



SIDE VIEW (H11-RDA-100-3 SHOWN)



PANEL CUTOUT DIMENSIONS

NOTE:

PLASTIC HOUSING: GLASS FILLED THERMOPLASTIC
FLAMMABILITY RATING UL 94V-0.
COLOUR: BLACK

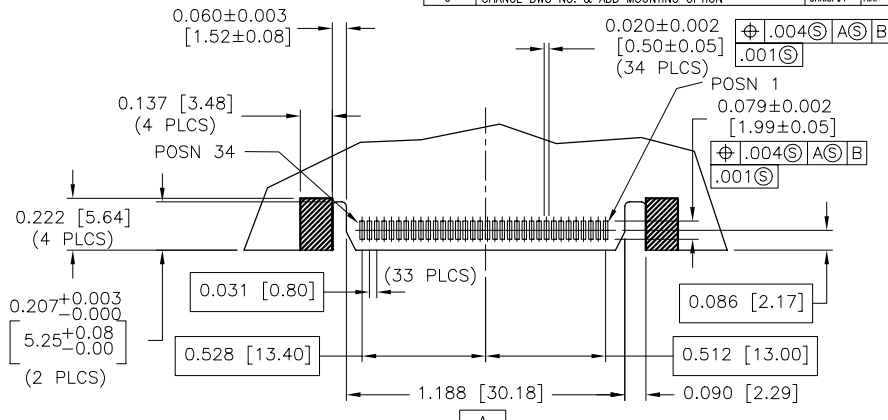
CONTACTS: PHOSPHOR BRONZE
30 µ" [0.76 MICRONS] GOLD OVER
50 µ" [1.27 MICRONS] NICKEL.

SHELL: STEEL, NICKEL PLATED.

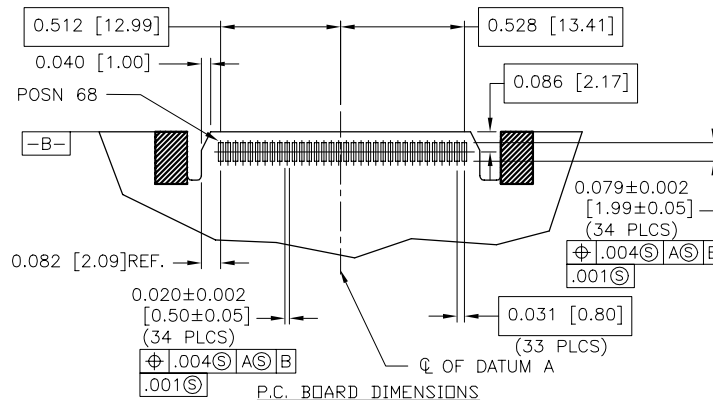
GROUNDING CLIP: COPPER ALLOY, 150µ" (3.75 MICRONS)
TIN-LEAD OVER 50µ" (1.27 MICRONS) NICKEL

REFLOW: 6µ" (0.15 MICRONS) MIN. SOLDER PASTE ON
P.C. BOARD REQUIRED FOR REFLOW PROCESS.

THIS DOCUMENT CONTAINS PROPRIETARY INFORMATION AND SUCH INFORMATION MAY NOT BE DISCLOSED TO OTHERS FOR ANY PURPOSE OR USED FOR MANUFACTURING PURPOSES WITHOUT PERMISSION FROM AMPHENOL CANADA CORP.



P.C. BOARD DIMENSIONS



P.C. BOARD DIMENSIONS

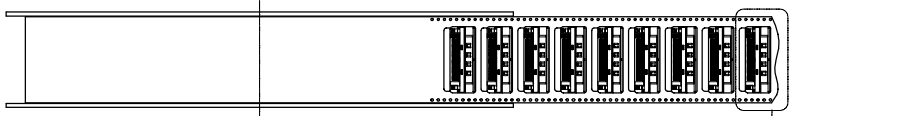
UNLESS OTHERWISE SPECIFIED DIMENSIONS ARE IN INCHES		APPROVALS	DATE	Amphenol Canada Corp.	
DESIGNED	J.SI	2003/01/06	TITLE		
CHECKED			VHDCI STRADDLE MOUNT RECEPTACLE		
MATERIAL AND FINISH	SEE NOTES		SIZE B	DWG NO	P-H11-RDA-10X-X-XX
REV.	EAR 11913		SCALE	2 = 1	PROJECT RDA
DATE/ISSUE NO.	03554				SHEET 1 OF 2

DO NOT SCALE DRAWING

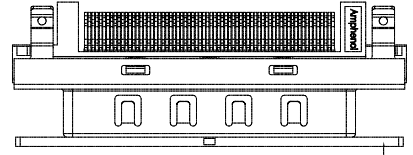
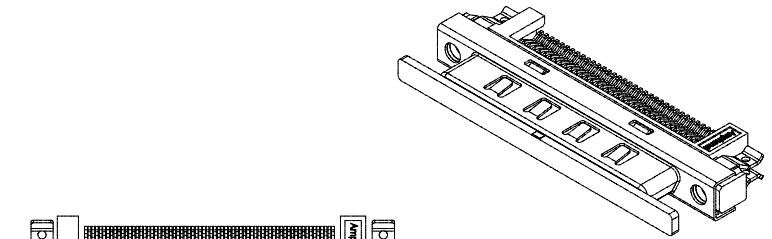
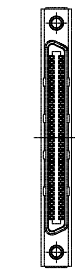
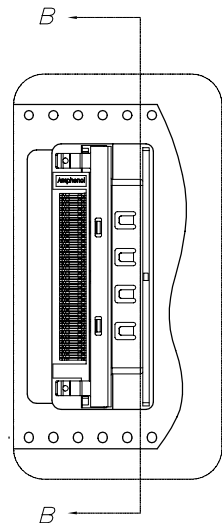
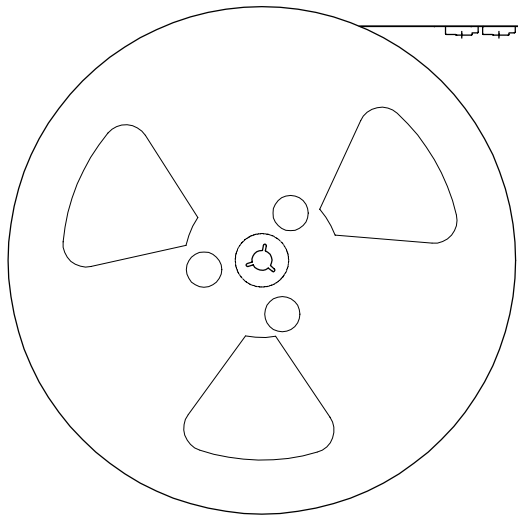
8 7 6 5 4 3 2 1

8 7 6 5 4 3 2 1

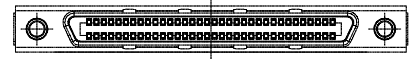
REVISIONS			
REV.	DESCRIPTION	DATE	APPROVED
A	DWG No. CHANGED FROM H11-RDA-101-X		
B	HOLES ADDED ON THE GROUND CLIPS	2003/01/15	J.S.
C	DIM .197 [5.00] ADDED ON ZONE B5	2003/02/27	A.K.
D	.197 CHG TO .187 ON ZONE B5, DIM 'C' ADDED	2003/03/21	A.K.
E	ADD PLUG, TAPE & REEL OPTION; ADD P/N SYSTEM; DWG No. CHANGED FROM H11-RDA-100-X	2003/07/04	A.K.
F	CHANGE CLIP GAP DIM. & TOLERANCE.	NOV.20/03	A.K.
G	CHANGE DWG NO. & ADD MOUNTING OPTION	JAN.6/04	A.K.



SEE DETAIL 'A'



PLUG COVER TO BE REMOVED AFTER CONNECTOR SOLDERED INTO THE PCB



- PACKAGING NOTES:
- REEL DETAILS:
 - O.D.: 330.00 [12.992].
 - THICKNESS: 56.8 [2.236].
 - CONNECTORS PER REEL: 496.
 - TAPE & REEL PACKAGING IS IN COMPLIANCE WITH EIA 481.

DO NOT SCALE DRAWING
THIS DOCUMENT CONTAINS PROPRIETARY INFORMATION AND SUCH INFORMATION MAY NOT BE DISCLOSED TO OTHERS FOR ANY PURPOSE
OR USED FOR MANUFACTURING PURPOSES WITHOUT PERMISSION FROM AMPHENOL CANADA CORP.

UNLESS OTHERWISE SPECIFIED DIMENSIONS ARE IN INCHES	APPROVALS	DATE	Amphenol Canada Corp.	
	DRAWN J.S.I.	2003/01/06	TITLE	
MATERIAL AND FINISH SEE NOTES	DESIGNED		VHDCI STRADDLE MOUNT RECEPTACLE	
	CHECKED			
REF. EAR 11913	QA APPR		SIZE B	DWG. NO. P-H11-RDA-10X-X-XX
DATE IDENT. NO. 03554	SE APPR		SCALE N.T.S.	PROJECT RDA
	DWG APPR			SHEET 2 OF 2

8 7 6 5 4 3 2 1