



Chipsmall Limited consists of a professional team with an average of over 10 year of expertise in the distribution of electronic components. Based in Hongkong, we have already established firm and mutual-benefit business relationships with customers from,Europe,America and south Asia,supplying obsolete and hard-to-find components to meet their specific needs.

With the principle of “Quality Parts,Customers Priority,Honest Operation,and Considerate Service”,our business mainly focus on the distribution of electronic components. Line cards we deal with include Microchip,ALPS,ROHM,Xilinx,Pulse,ON,Everlight and Freescale. Main products comprise IC,Modules,Potentiometer,IC Socket,Relay,Connector.Our parts cover such applications as commercial,industrial, and automotives areas.

We are looking forward to setting up business relationship with you and hope to provide you with the best service and solution. Let us make a better world for our industry!



Contact us

Tel: +86-755-8981 8866 Fax: +86-755-8427 6832

Email & Skype: info@chipsmall.com Web: www.chipsmall.com

Address: A1208, Overseas Decoration Building, #122 Zhenhua RD., Futian, Shenzhen, China



3M™ HDC Socket

.100" Vertical Mount, PCB/Backplane, Solder Tail or Press-Fit

HDC Series



- Ideal for parallel four-row PCB stacking
- Press-Fit tail requires only flat push tool for installation
- Mates with four-row single-bay headers and plugs
- Optional feed-through tails
- RoHS* compliant. See the Regulatory Information Appendix (RIA) in the “RoHS compliance” section of www.3Mconnectors.com for compliance information (RIA E1 & C1 apply)

Date Modified: May 14, 2013

TS-1138-E
Sheet 1 of 3

Physical

Insulation:

Material: Glass Filled Thermoplastic (LCP)

Flammability: UL 94V-0

Color: Black

Contact:

Material: Copper Alloy

Plating:

Underplating: 50 μ " [1.27 μ m] min. Nickel

Wiping Area: See Ordering Information

Termination Area: See Ordering Information

Marking: Part Number and Date Code

Electrical

Current Rating: 3.0 A

Insulation Resistance: 1 x 10³ M Ω min. at 500 V_{DC}

Withstanding Voltage: 900 V_{AC} for 1 minute

Environmental

Temperature Rating: -55°C to +105°C

Process Rating: Maximum 260°C (per J-STD-020C)

Moisture Sensitivity Level: 1 (per J-STD-020C)

UL File No.: E68080



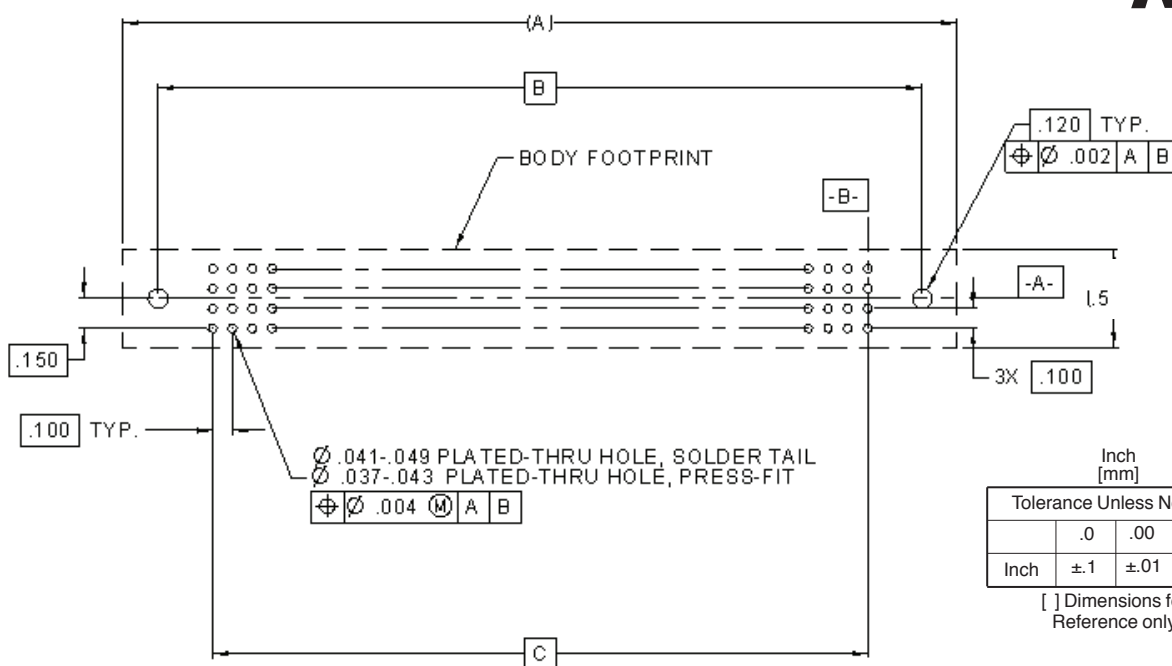
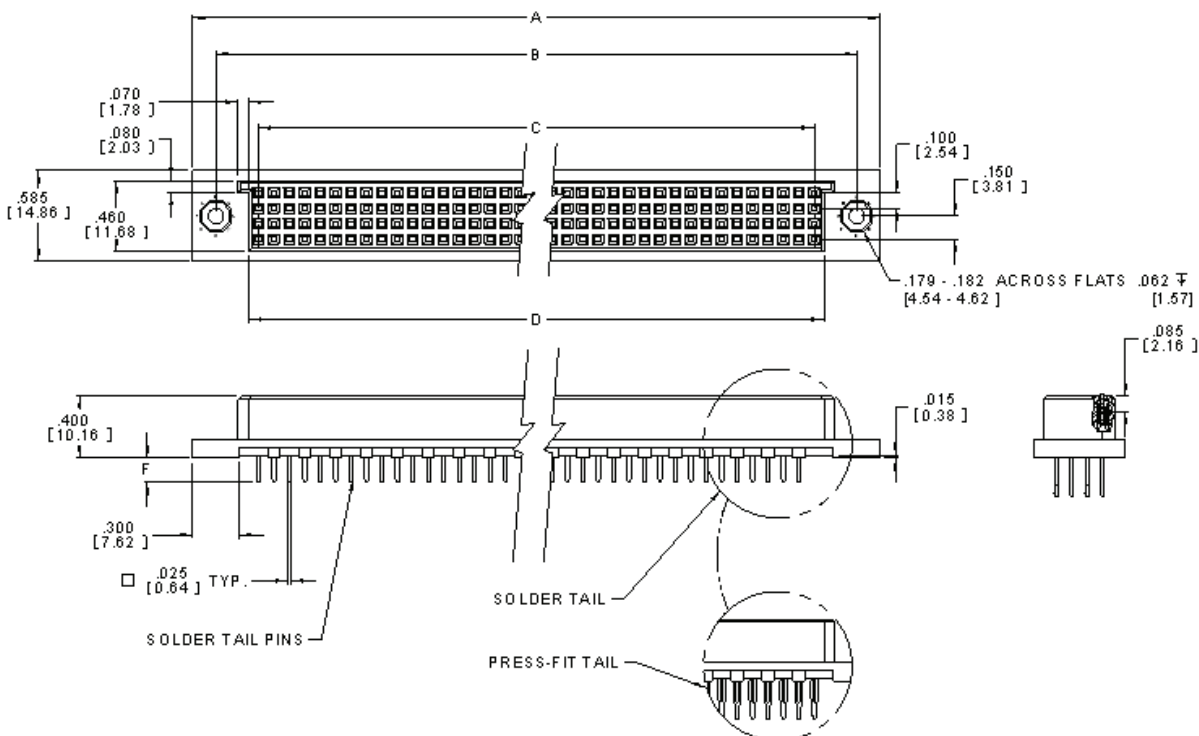
Electronic Solutions Division
Interconnect Solutions
<http://www.3Mconnectors.com>

3M is a trademark of 3M Company.
For technical, sales or ordering information call
800-225-5373

.100" Vertical Mount, PCB/Backplane, Solder Tail or Press-Fit

HDC Series

4-Row Single Bay



Tolerance Unless Noted			
	.0	.00	.000
Inch	±.1	±.01	±.005

[] Dimensions for Reference only

TS-1138-E
Sheet 2 of 3

3M™ HDC Socket

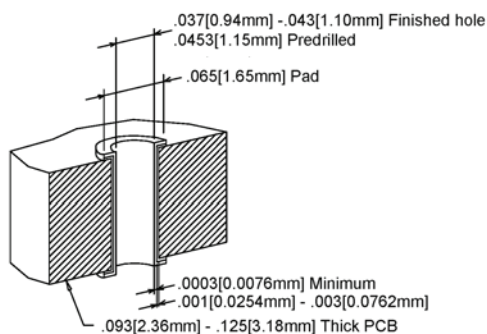
.100" Vertical Mount, PCB/Backplane, Solder Tail or Press-Fit

HDC Series

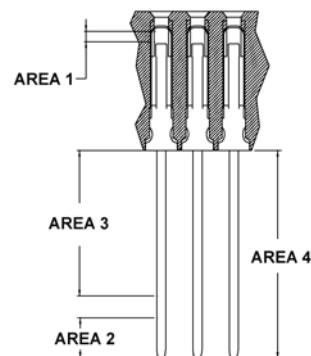
Product Table/Dimensions for 4-Row, Single Bay

Description	Contact Quantity	A	B	C	D
HDC-R060-41XX-XXXX	60	2.250 [57.15]	1.950 [49.53]	1.400 [35.56]	1.524 [38.71]
HDC-R076-41XX-XXXX	76	2.650 [67.31]	2.350 [59.69]	1.800 [45.72]	1.924 [48.87]
HDC-R080-41XX-XXXX	80	2.750 [69.85]	2.450 [62.23]	1.900 [48.26]	2.024 [51.41]
HDC-R100-41XX-XXXX	100	3.250 [82.55]	2.950 [74.93]	2.400 [60.96]	2.524 [64.11]
HDC-R120-41XX-XXXX	120	3.750 [95.25]	3.450 [87.63]	2.900 [73.66]	3.024 [76.81]
HDC-R128-41XX-XXXX	128	3.950 [100.33]	3.650 [92.71]	3.100 [78.74]	3.224 [81.89]
HDC-R140-41XX-XXXX	140	4.250 [107.95]	3.950 [100.33]	3.400 [86.36]	3.524 [89.51]
HDC-R160-41XX-XXXX	160	4.750 [120.65]	4.450 [113.03]	3.900 [99.06]	4.024 [102.21]
HDC-R168-41XX-XXXX	168	4.950 [125.73]	4.650 [118.11]	4.100 [104.14]	4.224 [107.29]

Description	Contact Quantity	A	B	C	D
HDC-R180-41XX-XXXX	180	5.250 [133.35]	4.950 [125.73]	4.400 [111.76]	4.524 [114.91]
HDC-R200-41XX-XXXX	200	5.750 [146.05]	5.450 [138.43]	4.900 [124.46]	5.024 [127.61]
HDC-R216-41XX-XXXX	216	6.150 [156.21]	5.850 [148.59]	5.300 [134.62]	5.424 [137.77]
HDC-R220-41XX-XXXX	220	6.250 [158.75]	5.950 [151.13]	5.400 [137.16]	5.524 [140.31]
HDC-R240-41XX-XXXX	240	6.750 [171.45]	6.450 [163.83]	5.900 [149.86]	6.024 [153.01]
HDC-R260-41XX-XXXX	260	7.250 [184.15]	6.950 [176.53]	6.400 [162.56]	6.524 [165.71]
HDC-R280-41XX-XXXX	280	7.750 [196.85]	7.450 [189.23]	6.900 [175.26]	7.024 [178.41]
HDC-R300-41XX-XXXX	300	8.250 [209.55]	7.950 [201.93]	7.400 [187.96]	7.524 [191.11]
HDC-R320-41XX-XXXX	320	8.750 [222.25]	8.450 [214.63]	7.900 [200.66]	8.024 [203.81]



PCB HOLE SPECIFICATION FOR COMPLIANT PIN INSTALLATION



Ordering Information

HDC - RXXX - 41XX - XXXX

Plating Options: (See Plating Chart)

Contact Quantity:
See Table

Plating Chart (S1 & P1 Termination Styles ONLY)			
Plating Suffix	Press-Fit Terminations	Solder Tail Terminations	Plating Composition
KR	(RIA E1 & C1 apply)	(RIA E1 & C1 apply)	30 µ" [0.76 µm] Min. Au on Area 1 100 µ" [2.54 µm] Min. Whisker Mitigating Matte Tin on Area 4 50 µ" [1.27 µm] Min. Ni all over

Plating Chart (P2 Termination Styles ONLY)			
Plating Suffix	Press-Fit Terminations	Solder Tail Terminations	Plating Composition
KV	(RIA E1 & C1 apply)	(RIA E1 & C apply)	30 µ" [0.76 µm] Min. Au on area 1 3 µ" [0.08 µm] Min. Au on area 2 3 µ" [0.08 µm] Min. Au on area 3 50 µ" [1.27 µm] Min. Ni all over

Termination Style / Lead length - Dim. F
P1 - Press-fit / 0.250" (6.35)
P2 - Press-fit / 0.550" (13.97)
S1 - Solder / 0.157" (3.99)

TS-1138-E
Sheet 3 of 3



Electronic Solutions Division
Interconnect Solutions
<http://www.3Mconnectors.com>

3M is a trademark of 3M Company.
For technical, sales or ordering information call
800-225-5373

Important Notice

All statements, technical information, and recommendations related to 3M's products are based on information believed to be reliable, but the accuracy or completeness is not guaranteed. Before using this product, you must evaluate it and determine if it is suitable for your intended application. You assume all risks and liability associated with such use. Any statements related to the product which are not contained in 3M's current publications, or any contrary statements contained on your purchase order shall have no force or effect unless expressly agreed upon, in writing, by an authorized officer of 3M.

Warranty; Limited Remedy; Limited Liability.

This product will be free from defects in material and manufacture for a period of ninety (90) days from the time of purchase. **3M MAKES NO OTHER WARRANTIES INCLUDING, BUT NOT LIMITED TO, ANY IMPLIED WARRANTY OF MERCHANTABILITY OR FITNESS FOR A PARTICULAR PURPOSE.** If this product is defective within the warranty period stated above, your exclusive remedy shall be, at 3M's option, to replace or repair the 3M product or refund the purchase price of the 3M product. **Except where prohibited by law, 3M will not be liable for any indirect, special, incidental or consequential loss or damage arising from this 3M product, regardless of the legal theory asserted.**



3M Electronics Solutions Division

6801 River Place Blvd.
Austin, TX 78726-9000
U.S.A.
1-800-225-5373
www.3Mconnectors.com

Please recycle. Printed in USA.
© 3M 2013. All rights reserved.
RIA-2217B-E

3M is a trademark of 3M Company.