

Chipsmall Limited consists of a professional team with an average of over 10 year of expertise in the distribution of electronic components. Based in Hongkong, we have already established firm and mutual-benefit business relationships with customers from,Europe,America and south Asia,supplying obsolete and hard-to-find components to meet their specific needs.

With the principle of “Quality Parts,Customers Priority,Honest Operation,and Considerate Service”,our business mainly focus on the distribution of electronic components. Line cards we deal with include Microchip,ALPS,ROHM,Xilinx,Pulse,ON,Everlight and Freescale. Main products comprise IC,Modules,Potentiometer,IC Socket,Relay,Connector.Our parts cover such applications as commercial,industrial, and automotives areas.

We are looking forward to setting up business relationship with you and hope to provide you with the best service and solution. Let us make a better world for our industry!




Contact us

Tel: +86-755-8981 8866 Fax: +86-755-8427 6832

Email & Skype: info@chipsmall.com Web: www.chipsmall.com

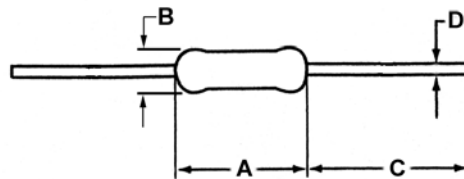
Address: A1208, Overseas Decoration Building, #122 Zhenhua RD., Futian, Shenzhen, China

- Features:
- Specialized materials, processes and controls ensure a part that is impervious to moisture
 - Small size with high power density
 - Auto sequencing / insertion capable
 - Low cost replacement in many applications using metal glaze resistors
 - RoHS compliant / lead-free

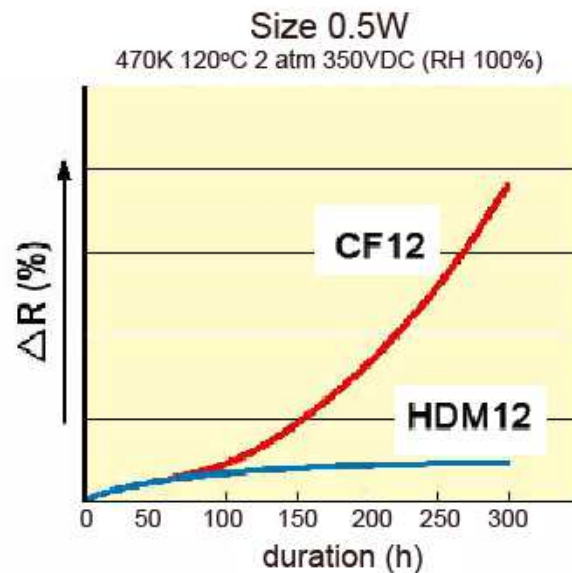
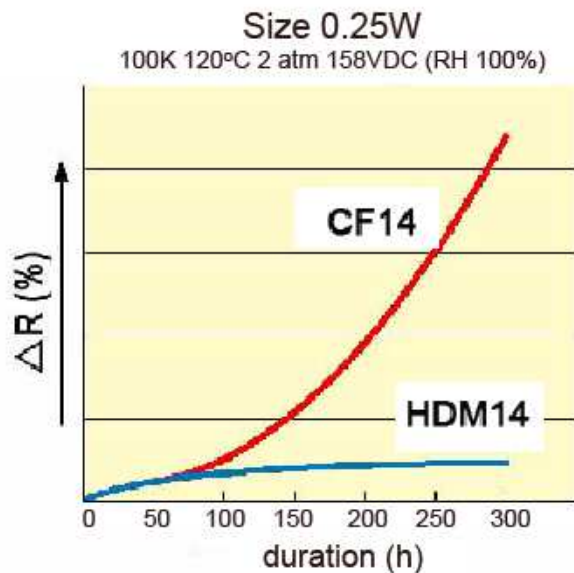


Electrical Specifications				
Type / Code	Power Rating (Watts) @ 70°C	Maximum Working Voltage (1)	Maximum Overload Voltage	Ohmic Range (Ω) and Tolerance
				1%, 2%, 5%
HDM14	0.25W	300V	600V	1 - 2.2M
HDM12	0.5W	350V	700V	1 - 2.2M

(1) Lesser of \sqrt{PR} or maximum working voltage.



Mechanical Specifications					
Type / Code	A Body Length	B Body Diameter	C Lead Length (Bulk)	D Lead Diameter	Unit
HDM14	0.126 + 0.008 /- 0	0.071 ± 0.008	1.102 ± 0.118	0.018 ± 0.002	inches
	3.20 + 0.20 /- 0	1.80 ± 0.20	28.00 ± 3.00	0.45 ± 0.05	mm
HDM12	0.236 ± 0.012	0.094 ± 0.008	1.102 ± 0.118	0.024 ± 0.001	inches
	6.00 ± 0.30	2.40 ± 0.20	28.00 ± 3.00	0.60 ± 0.02	mm



Performance Characteristics		
Item	Performance or Quality Acceptance	Test Condition and Method
TCR - Temperature Coefficient of Resistance	R < 100KΩ: -500 ~ +350ppm/°C 100KΩ ≤ R < 1MΩ: -700 ~ 0ppm/°C R ≥ 1MΩ: -1500 ~ 0ppm/°C	Measure resistance (R0) at room temperature (t), after that, measure again the resistance (R) at 100°C higher than room temperature. $TCR = \frac{R-R_0}{R_0} \times \frac{10^9}{(t+100)-t} \text{ (ppm/°C)}$
Overload (Short Time)	Change of resistance ≤±(0.75% + 0.05Ω)	Apply the 2.5 times rated voltage or max overload voltage whichever is lower for 5 seconds and leave in room temperature for one hour after test.
Damp heat (Steady State)	Change of resistance R < 100KΩ: ≤±(3% + 0.05Ω) R ≥ 100KΩ: ≤±(5% + 0.05Ω)	In the chamber having temperature 40±2°C and relative humidity 93±3%, apply one percent of the power rating, 1.5 hour ON, 0.5 hour OFF for 1000 hours and leave in room temperature for one hour after test.
Load Life	Change of resistance R < 100KΩ: ≤±(2% + 0.05Ω) R ≥ 100KΩ: ≤±(3% + 0.05Ω)	At 70±2°C, apply rated DC voltage 1.5 hour ON, 0.5 hour OFF for 1000 hours and leave in room temperature for one hour after test.
Pressure Cooker Bias Test	Change of resistance ≤±(20% + 0.05Ω)	121°C, 2atm, 98-100%RH. Apply the rated DC voltage for 100 hours.

Reference standards: JIS C5201-1, IEC60115-1

How to Order

