



Chipsmall Limited consists of a professional team with an average of over 10 year of expertise in the distribution of electronic components. Based in Hongkong, we have already established firm and mutual-benefit business relationships with customers from,Europe,America and south Asia,supplying obsolete and hard-to-find components to meet their specific needs.

With the principle of "Quality Parts,Customers Priority,Honest Operation,and Considerate Service",our business mainly focus on the distribution of electronic components. Line cards we deal with include Microchip,ALPS,ROHM,Xilinx,Pulse,ON,Everlight and Freescale. Main products comprise IC,Modules,Potentiometer,IC Socket,Relay,Connector.Our parts cover such applications as commercial,industrial, and automotives areas.

We are looking forward to setting up business relationship with you and hope to provide you with the best service and solution. Let us make a better world for our industry!



Contact us

Tel: +86-755-8981 8866 Fax: +86-755-8427 6832

Email & Skype: info@chipsmall.com Web: www.chipsmall.com

Address: A1208, Overseas Decoration Building, #122 Zhenhua RD., Futian, Shenzhen, China

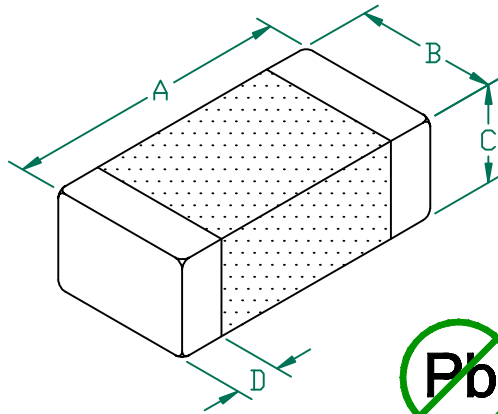


HF1206J150R-10

UNCONTROLLED DOCUMENT

PHYSICAL DIMENSIONS:

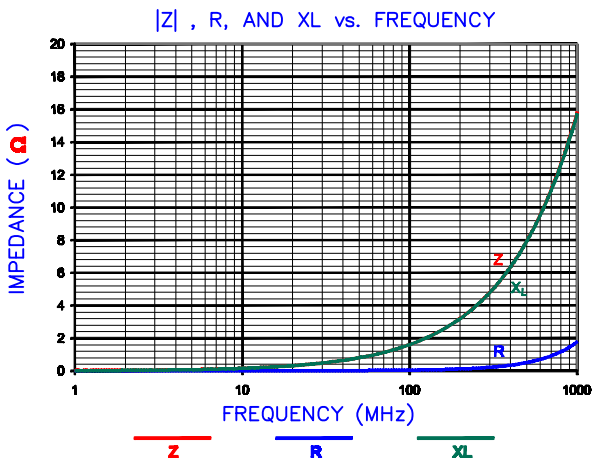
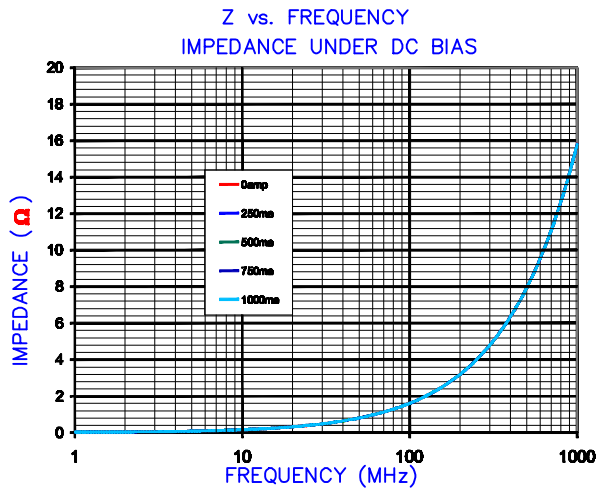
A	3.20 [.126]	+ 0.20 [.008]
B	1.60 [.063]	+ 0.20 [.008]
C	1.10 [.043]	+ 0.20 [.008]
D	0.51 [.020]	+ 0.25 [.010]



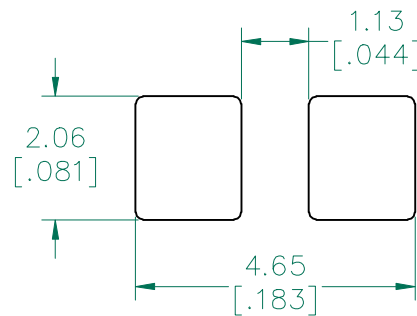
ELECTRICAL CHARACTERISTICS:		
Z @ 1GHz (Ω)	DCR (Ω)	Rated Current
Nominal	15	
Minimum	11	
Maximum	19	1000 mA

NOTES: UNLESS OTHERWISE SPECIFIED

1. TAPED AND REELED per CURRENT EIA SPECIFICATIONS 7" REELS, 3000 PCS/REEL.
2. COMPONENTS SHOULD BE ADEQUATELY PREHEATED BEFORE SOLDERING.
3. TERMINATION FINISH IS 100% TIN.

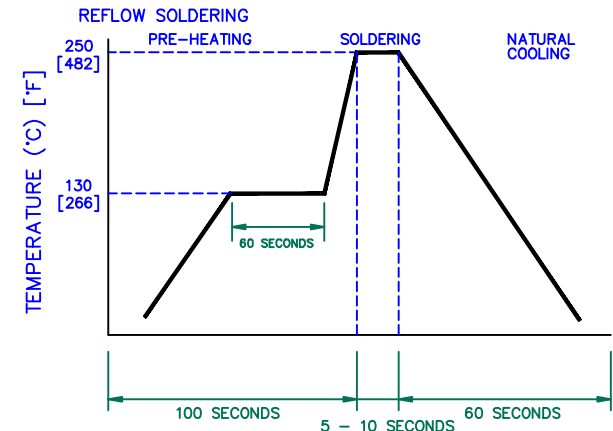


LAND PATTERNS FOR REFLOW SOLDERING



(For wave soldering, add 0.762 [0.030] to this dimension)

RECOMMENDED SOLDERING CONDITIONS



DIMENSIONS ARE IN mm [INCHES].				THIS DOCUMENT CONTAINS INFORMATION WHICH IS PROPRIETARY AND CONFIDENTIAL TO STEWARD. NO PRODUCTION OR PUBLICATION OF THIS DOCUMENT IN WHOLE OR IN PART SHALL BE MADE WITHOUT WRITTEN AUTHORIZATION FROM STEWARD.			
				Steward			
				PROJECT/PART NUMBER: HF1206J150R-10	REV B	PART TYPE: CO-FIRE	DRAWN BY: JRK
B	CORRECT LANDPATTERN DIMENSIONS	08/28/06	JRK	DATE: 08/23/04	SCALE: NTS	SHEET: 2 of 2	
A	ORIGINAL DRAFT	08/23/04	JRK	CAD #	TOOL #		
REV	DESCRIPTION	DATE	INT	HF1206J150R-10-B			