



Chipsmall Limited consists of a professional team with an average of over 10 year of expertise in the distribution of electronic components. Based in Hongkong, we have already established firm and mutual-benefit business relationships with customers from,Europe,America and south Asia,supplying obsolete and hard-to-find components to meet their specific needs.

With the principle of “Quality Parts,Customers Priority,Honest Operation,and Considerate Service”,our business mainly focus on the distribution of electronic components. Line cards we deal with include Microchip,ALPS,ROHM,Xilinx,Pulse,ON,Everlight and Freescale. Main products comprise IC,Modules,Potentiometer,IC Socket,Relay,Connector.Our parts cover such applications as commercial,industrial, and automotives areas.

We are looking forward to setting up business relationship with you and hope to provide you with the best service and solution. Let us make a better world for our industry!



Contact us

Tel: +86-755-8981 8866 Fax: +86-755-8427 6832

Email & Skype: info@chipsmall.com Web: www.chipsmall.com

Address: A1208, Overseas Decoration Building, #122 Zhenhua RD., Futian, Shenzhen, China



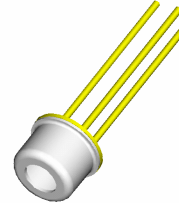
Product Specification

1.25Gbps 850nm VCSEL, TO-46

HFE4080-321

PRODUCT FEATURES

- Designed for drive currents between 5 and 15 mA
- Optimized for low dependence of electrical properties over temperature
- High speed >1 GHz



The HFE4080-321 is a high-performance 850 nm VCSEL (Vertical Cavity Surface-Emitting Laser) packaged for high-speed data communications.

The HFE4080-321 is a high radiance VCSEL designed to convert electrical current into optical power that can be used in fiber optic communications and other applications. As the current varies above threshold, the light intensity increases proportionally.

The HFE4080-321 is designed to be used with inexpensive silicon or gallium arsenide detectors (see HFD3081-108, HFD3081-103), but excellent performance can also be achieved with some indium gallium arsenide detectors.

The low drive current requirement makes direct drive from PECL (Positive Emitter Coupled Logic) or EML (Emitter Coupled Logic) gates possible and eases driver design.

The HFE4080-321 is designed to interface with 50/125 and 62.5/125 um multimode fiber. It produces circularly symmetric, non-astigmatic, narrow divergence beams that, with appropriate lensing, fiber couple all of the emitter power.

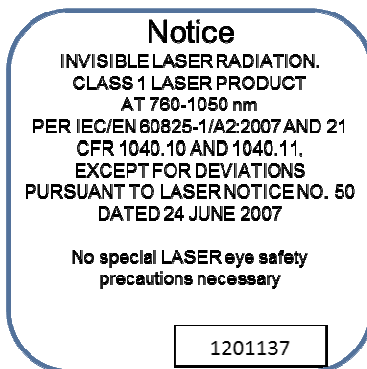
PRODUCT SELECTION

Part Number	Description
HFE4080-321	Unattenuated TO-46 component, Proton implanted VCSEL

I. Absolute Maximum Ratings

Parameter	Rating
Storage Temperature	-40 to +85°C
Case Operating Temperature	0-70 deg C
Lead Solder Temperature	260°C, 10 sec.
Laser continuous average current	15mA
Laser peak forward current with pulse width less than 1 μ s	20mA
Laser reverse voltage	5V
ESD Exposure (Human Body Model)	225V ¹

¹Heel and wrist straps must be used on a properly grounded workstation



Notice

Stresses greater than those listed under “Absolute Maximum Ratings” may cause permanent damage to the device. This is a stress rating only and functional operation of the device at these or any other conditions above those indicated in the operations section for extended periods of time may affect reliability.

Notice

The inherent design of this component causes it to be sensitive to electrostatic discharge (ESD). To prevent ESD-induced damage and/or degradation to equipment, take normal ESD precautions when handling this product

II. Electro-Optical Characteristics (TA=25 oC unless otherwise stated)

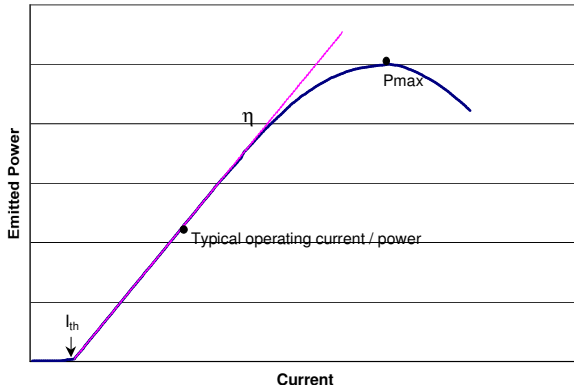
VCSEL Parameters	Test Condition	Symbol	Min.	Typ.	Max.	Units	Notes
Peak Operating Current	Adjustable to establish operating power	I_{peak}		12	20	mA	2
Optical Power Output	$I_{\text{F}}=12\text{mA}$	P_{O}	0.9	1.8	3.6	mW	2,3
Threshold Current		I_{TH}	1.5	3.5	6	mA	
Threshold Current Temperature Variation	$T_{\text{A}} = 0^{\circ}\text{C}$ to 70°C	ΔI_{TH}	-1.5		1.5	mA	4
Slope Efficiency	$P_{\text{O}} = 1.3\text{mW}$	η	0.1	0.25	0.4	mW/mA	5
Slope Efficiency Temperature variation	$T_{\text{A}} = 0^{\circ}\text{C}$ to 70°C	$\Delta\eta / \Delta T$		-0.5		%/ $^{\circ}\text{C}$	
Peak Wavelength	$I_{\text{F}}=12\text{mA}$	λ_{P}	830	850	860	nm	
λ_{P} Temperature Variation	$I_{\text{F}}=12\text{mA}$	$\Delta\lambda_{\text{P}}/\Delta T$		0.06		nm/ $^{\circ}\text{C}$	
Spectral Bandwidth, RMS	$I_{\text{F}}=12\text{mA}$	$\Delta\lambda$			0.85	nm	
Laser Forward Voltage	$I_{\text{F}}=12\text{ mA}$	V_{F}	1.6	1.8	2.2	V	
Laser Reverse Voltage	$I_{\text{R}}=10\ \mu\text{A}$	BVR_{LD}	5	10		V	
Rise and Fall Times	Prebias Above Threshold, 20%-80%	$t_{\text{r}}/t_{\text{f}}$		100	300	ps	6
Relative Intensity Noise	1 GHz BW, $I_{\text{F}}=12\text{mA}$	RIN		-128	-122	dB/Hz	
Series Resistance	$I_{\text{F}}=12\text{ mA}$	R_{S}	18	25	40	Ohms	
Beam Divergence	$I_{\text{F}}=12\text{ mA}$	θ	5	15	20	Degrees	7

Notes:

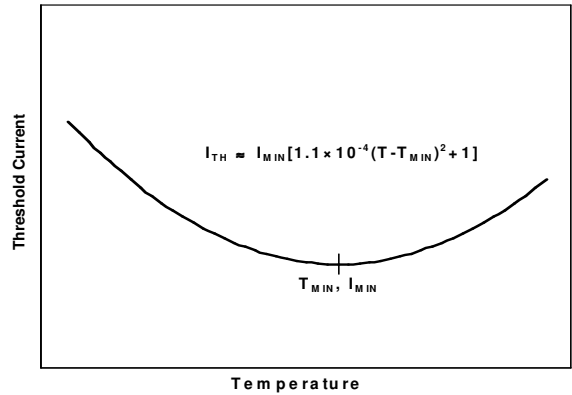
- 1) Reliability is a function of temperature, see www.finisar.com for details.
- 2) Operating power is set by the peak operating current $I_{\text{PEAK}}=I_{\text{BIAS}}+I_{\text{MODULATION}}$.
- 3) For the purpose of these tests, I_{F} is DC current.
- 4) Threshold current varies as $(T_{\text{A}} - T_{\text{O}})^2$. It may either increase or decrease with temperature, depending upon relationship of T_{A} to T_{O} . The magnitude of the change is proportional to the threshold at T_{O} .
- 5) Slope efficiency is defined as $\Delta P_{\text{O}}/\Delta I_{\text{F}}$.
- 6) Rise and fall times specifications are the 20% - 80%. Most of the devices will measure <200ps fall time. Rise and fall times are sensitive to drive electronics.
- 7) Beam divergence is defined as the total included angle between the $1/e^2$ intensity points.

III. Typical Performance Curves

Emitted Power vs. Current: Power varies approximately linearly with current above threshold.



Threshold Current vs. Temperature: Threshold current varies parabolically with temperature; thus it can be nearly constant for a limited temperature range.



IV. Environmental Specifications

Parameter	Symbol	Min	Typ	Max	Units	Ref.
Case Operating Temperature	T _{op}	0		70	°C	
Storage Temperature	T _{sto}	-40		85	°C	

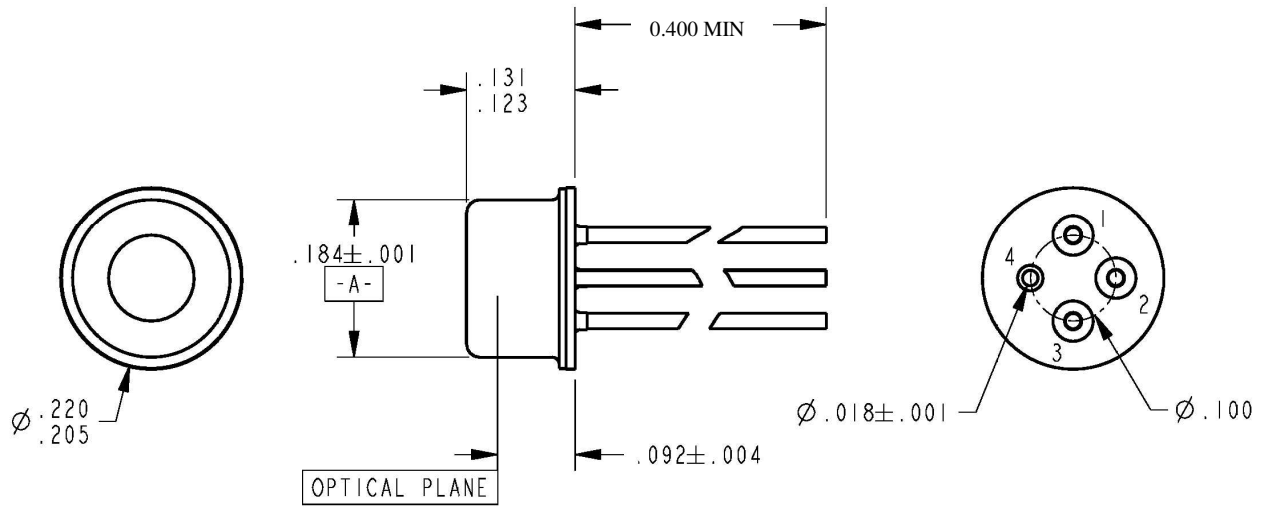
V. Regulatory Compliance

Feature	Agency	Standard	Certificate Number
Laser Eye Safety	FDA/CDRH	CDRH 21 CFR 1040 and Laser Notice 50	9521487

Copies of the referenced certificates are available at Finisar Corporation upon request.

VI. Mechanical Specifications

PIN	Description
1	Cathode
2	Anode
3	Cathode
4	Case



NOTES:

1. VCSEL BEAM CENTERING $\oplus \phi .006 A$

(dimensions are in inches)

VII. Revision History

Revision	Date	Description
A1	4/28/2013	• Document created.

VIII. For More Information

Finisar Corporation
1389 Moffett Park Drive
Sunnyvale, CA 94089-1133
Tel. 1-408-548-1000
Fax 1-408-541-6138
sales@finisar.com
www.finisar.com