



Chipsmall Limited consists of a professional team with an average of over 10 year of expertise in the distribution of electronic components. Based in Hongkong, we have already established firm and mutual-benefit business relationships with customers from,Europe,America and south Asia,supplying obsolete and hard-to-find components to meet their specific needs.

With the principle of "Quality Parts,Customers Priority,Honest Operation,and Considerate Service",our business mainly focus on the distribution of electronic components. Line cards we deal with include Microchip,ALPS,ROHM,Xilinx,Pulse,ON,Everlight and Freescale. Main products comprise IC,Modules,Potentiometer,IC Socket,Relay,Connector.Our parts cover such applications as commercial,industrial, and automotives areas.

We are looking forward to setting up business relationship with you and hope to provide you with the best service and solution. Let us make a better world for our industry!



## Contact us

Tel: +86-755-8981 8866 Fax: +86-755-8427 6832

Email & Skype: info@chipsmall.com Web: www.chipsmall.com

Address: A1208, Overseas Decoration Building, #122 Zhenhua RD., Futian, Shenzhen, China





# Multilayer Balun

For 880-960MHz

# HHM1524B1

---

**2.0x1.25mm [EIA 0805]\***

\* Dimensions Code JIS[EIA]

---

# Multilayer Balun

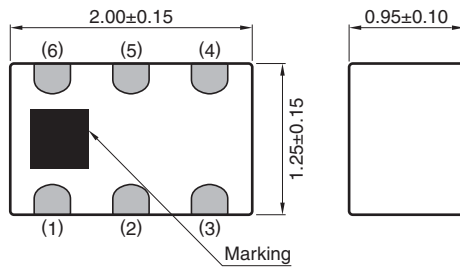
Conformity to RoHS Directive

For 880-960MHz

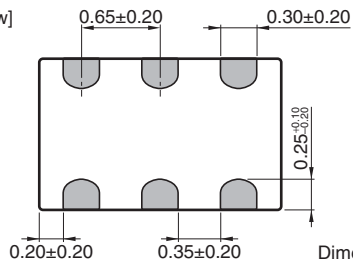
## HHM1524B1

### SHAPES AND DIMENSIONS

[Top view]



[Bottom view]

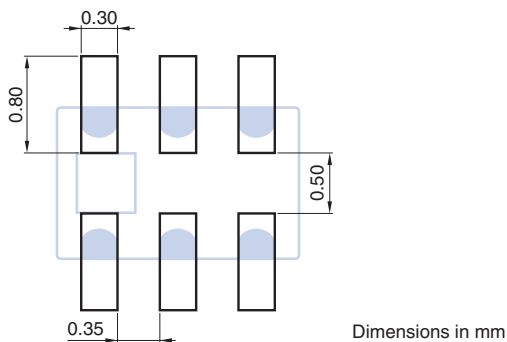


Terminal functions

1	Unbalanced port
2	GND or DC feed+ RF GND
3	Balanced port
4	Balanced port
5	GND
6	N.C.

Dimensions in mm

### RECOMMENDED LAND PATTERN



Dimensions in mm

RoHS Directive Compliant Product: See the following for more details related to RoHS Directive compliant products. <http://product.tdk.com/en/environment/rohs/>

- All specifications are subject to change without notice.
- Before using these products, be sure to request the delivery specifications.

## HHM1524B1

## ELECTRICAL CHARACTERISTICS

Item	Frequency Range (MHz)	Min.	Typ.	Max.
Unbalanced Port Characteristic Impedance ( $\Omega$ )			50 (Nominal)	
Balanced Port Characteristic Impedance ( $\Omega$ )			150 (Nominal)	
Return Loss at Unbalanced Port (dB)	880 to 960	10	—	—
Phase Balance (deg.)	880 to 960	170	—	190
Amplitude Balance (dB)	880 to 960	-1.0	—	1.0
Insertion Loss (dB)	880 to 960	—	—	1.0

## TEMPERATURE RANGE

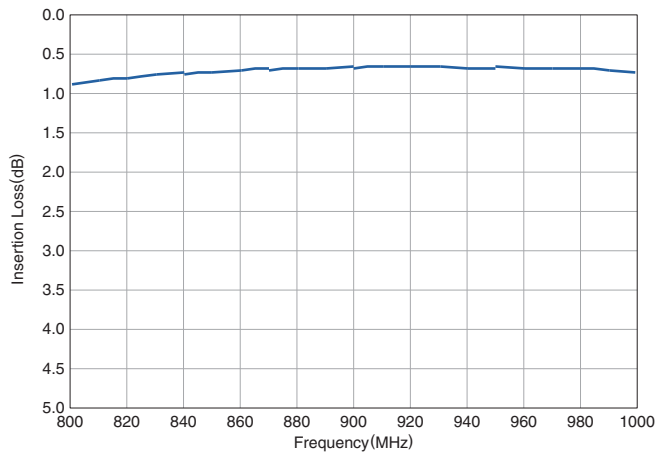
Operating temperature ( $^{\circ}\text{C}$ )	Storage temperature ( $^{\circ}\text{C}$ )
-40 to +85	-40 to +85

- All specifications are subject to change without notice.
- Before using these products, be sure to request the delivery specifications.

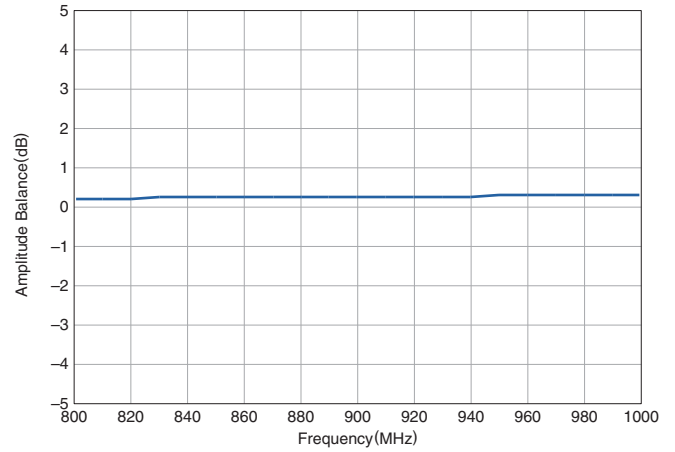
# HHM1524B1

## FREQUENCY CHARACTERISTICS

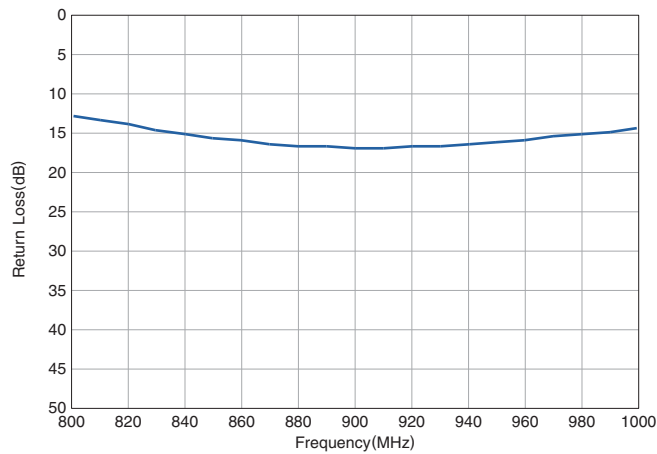
### INSERTION LOSS



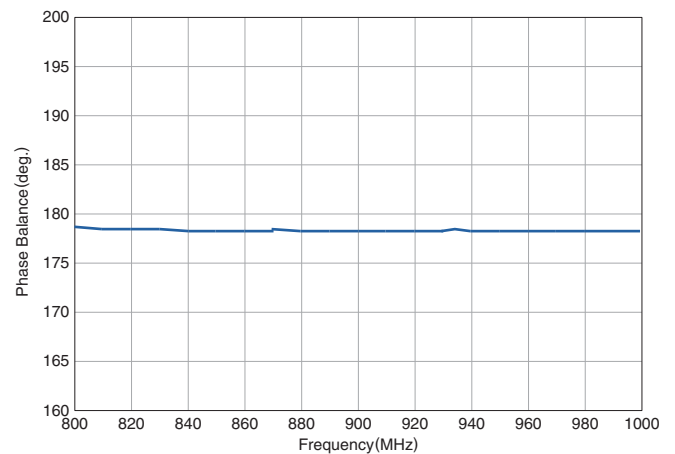
### AMPLITUDE BALANCE



### RETURN LOSS



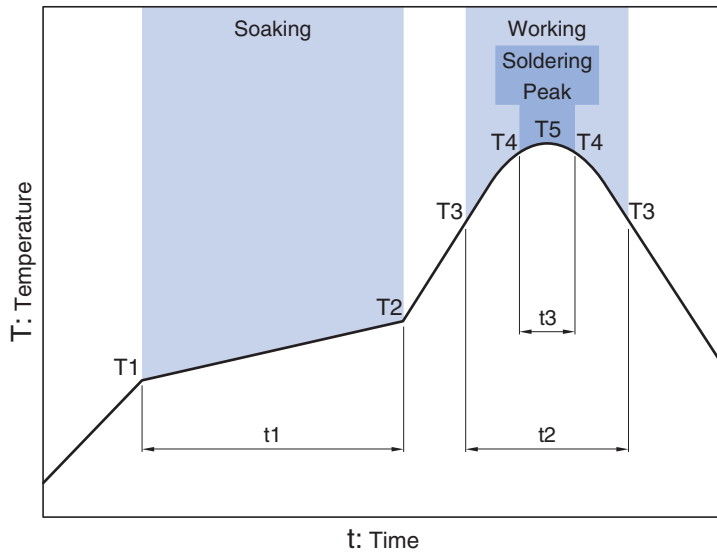
### PHASE BALANCE



- All specifications are subject to change without notice.
- Before using these products, be sure to request the delivery specifications.

# HHM1524B1

## RECOMMENDED REFLOW PROFILE



Soaking			Working		Soldering Peak		
Temp.		Time	Temp.	Time	Temp.	Time	Temp.
T1	T2	t1	T3	t2	T4	t3	T5
150°C	180°C	60 to 120s	230°C	more than 30s	247 to 253°C	within 10s	260°C max.

- All specifications are subject to change without notice.
- Before using these products, be sure to request the delivery specifications.

## REMINDERS FOR USING THESE PRODUCTS

Before using these products, be sure to request the delivery specifications.

### SAFETY REMINDERS

Please pay sufficient attention to the warnings for safe designing when using these products.

#### REMINDERS

The products listed on this catalog are intended for use in general electronic equipment (AV equipment, telecommunications equipment, home appliances, amusement equipment, computer equipment, personal equipment, office equipment, measurement equipment, industrial robots) under a normal operation and use condition.

The products are not designed or warranted to meet the requirements of the applications listed below, whose performance and/or quality require a more stringent level of safety or reliability, or whose failure, malfunction or trouble could cause serious damage to society, person or property.

Please understand that we are not responsible for any damage or liability caused by use of the products in any of the applications below or for any other use exceeding the range or conditions set forth in this catalog.

- |   |  |
|---|--|
| (1) Aerospace/Aviation equipment                                  | (8) Public information-processing equipment                                  |
| (2) Transportation equipment (cars, electric trains, ships, etc.) | (9) Military equipment   |
| (3) Medical equipment   | (10) Electric heating apparatus, burning equipment                           |
| (4) Power-generation control equipment                            | (11) Disaster prevention/crime prevention equipment                          |
| (5) Atomic energy-related equipment                               | (12) Safety equipment  |
| (6) Seabed equipment  | (13) Other applications that are not considered general-purpose applications |
| (7) Transportation control equipment                              |  |

When using this product in general-purpose applications, you are kindly requested to take into consideration securing protection circuit/equipment or providing backup circuits, etc., to ensure higher safety.