



Chipsmall Limited consists of a professional team with an average of over 10 year of expertise in the distribution of electronic components. Based in Hongkong, we have already established firm and mutual-benefit business relationships with customers from,Europe,America and south Asia,supplying obsolete and hard-to-find components to meet their specific needs.

With the principle of "Quality Parts,Customers Priority,Honest Operation,and Considerate Service",our business mainly focus on the distribution of electronic components. Line cards we deal with include Microchip,ALPS,ROHM,Xilinx,Pulse,ON,Everlight and Freescale. Main products comprise IC,Modules,Potentiometer,IC Socket,Relay,Connector.Our parts cover such applications as commercial,industrial, and automotives areas.

We are looking forward to setting up business relationship with you and hope to provide you with the best service and solution. Let us make a better world for our industry!



## Contact us

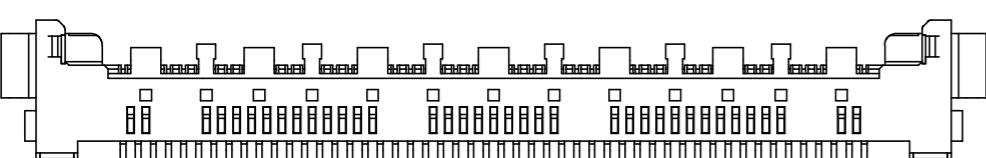
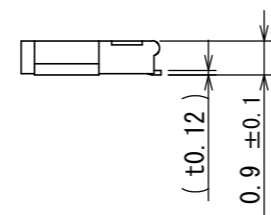
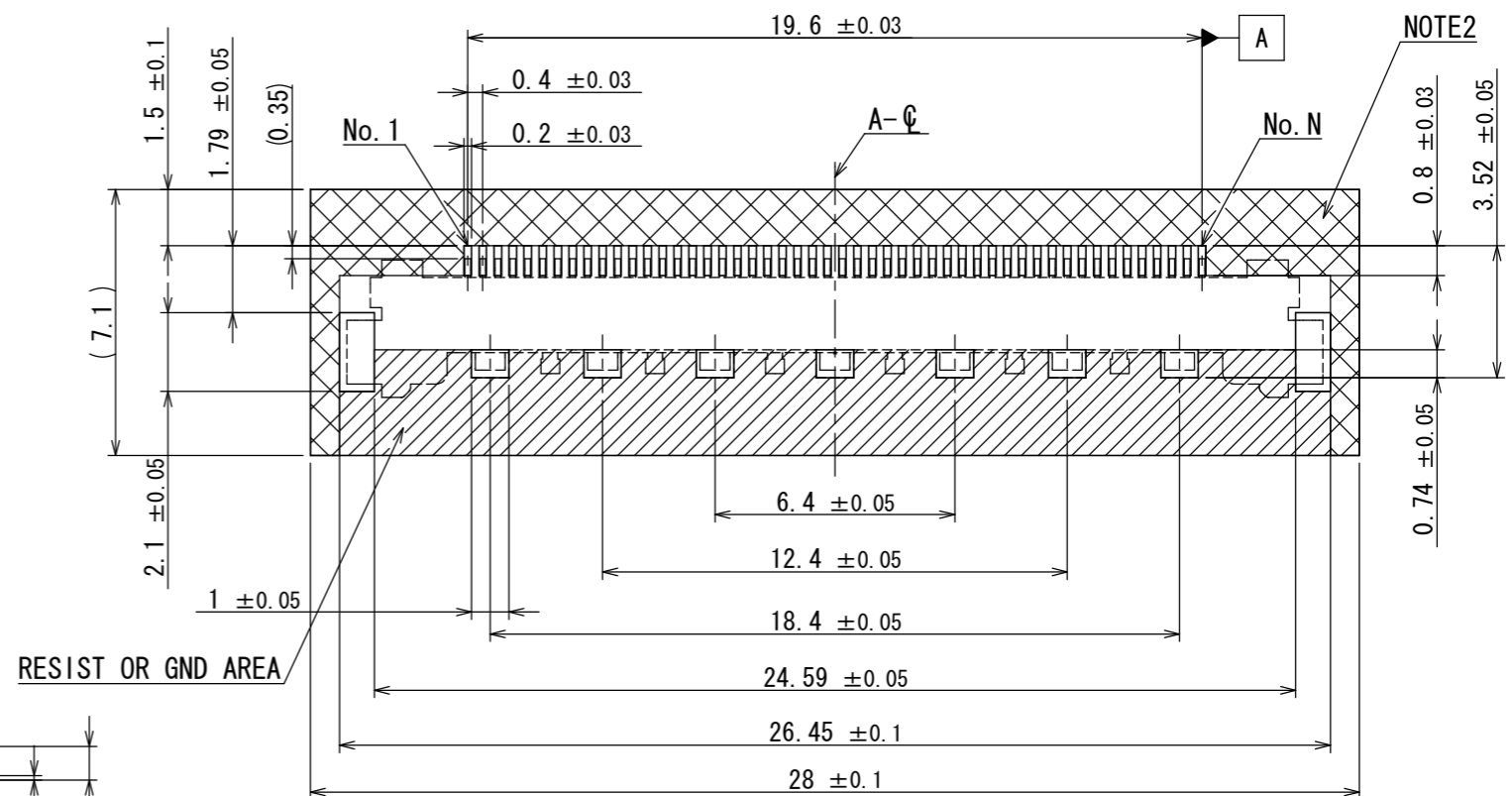
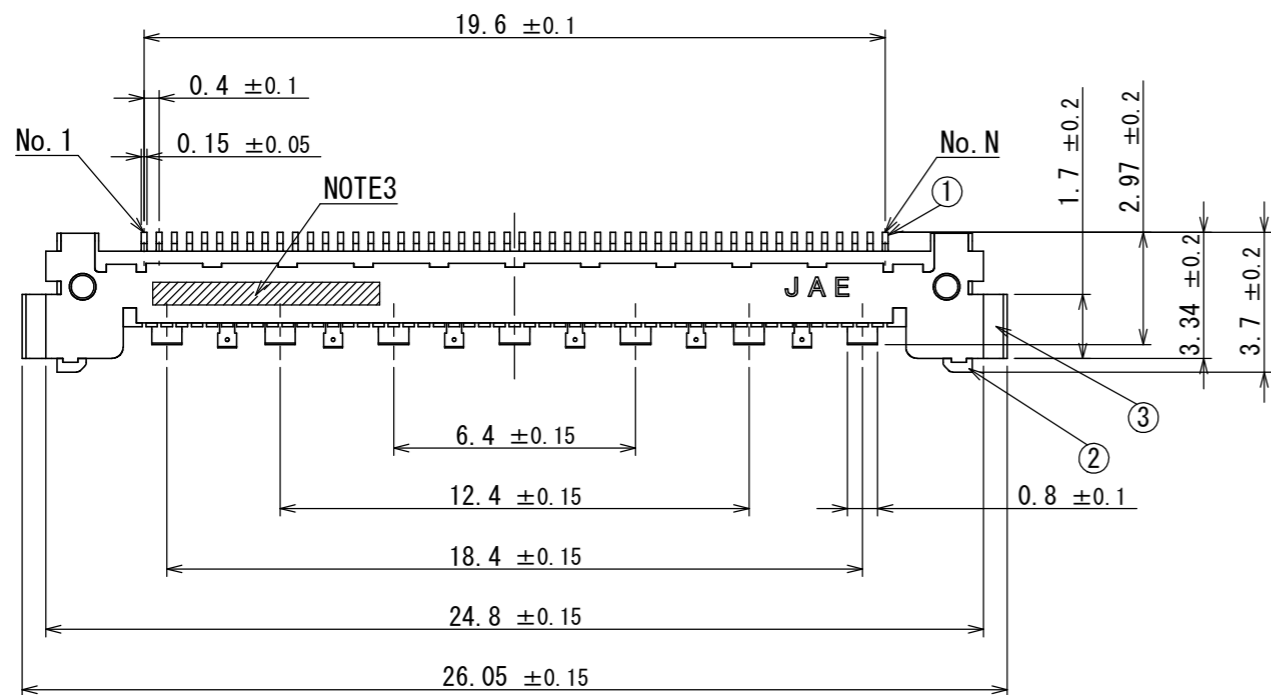
Tel: +86-755-8981 8866 Fax: +86-755-8427 6832

Email & Skype: info@chipsmall.com Web: www.chipsmall.com

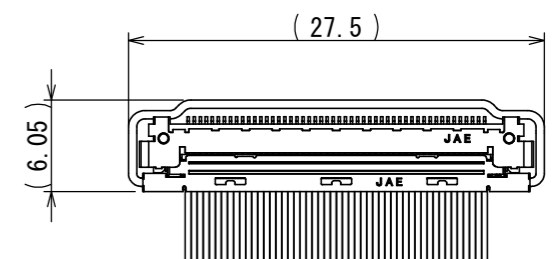
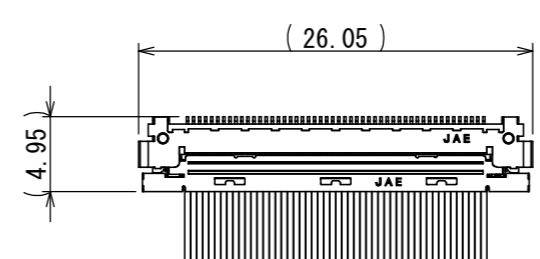
Address: A1208, Overseas Decoration Building, #122 Zhenhua RD., Futian, Shenzhen, China



版数 VER.	年月日 DATE	CN NO.	変更内容 DESCRIPTION	製図 DR.	担当 CHK.	査閲 APPD.	承認 APPD.
------------	-------------	--------	---------------------	-----------	------------	-------------	-------------



APPLICABLE P.C.B DIMENSION (REF.)  
適合基板寸法 (参考)



MATED CONDITION (WITHOUT PULL BAR)  
嵌合状態図 (プルバーなし)

MATED CONDITION (WITH PULL BAR)  
嵌合状態図 (プルバーあり)

NOTE 1. COPLANARITY BETWEEN TERMINAL AND HOLD DOWN SHOULD BE 0.1mm MAX.  
NOTE 2. IN CASE OF PLUG WITH PULL-BAR, THIS AREA CANNOT MOUNT ANOTHER COMPONENTS.  
NOTE 3. THE LASER MARKS LOT NO. TO THE POSITION AS SHOWN IN THE FIGURE. THE DISPLAY METHOD DEPENDS ON THE FOLLOWING.

注1. 端子およびホルドダウンの相互のバラツキは0.1mm以内とする。  
注2. プルバー付きプラグを使用の際、この領域は別部品の取り付けを不可とする。  
注3. 図示の位置にロットNo. をレーザー刻印する。表示方法は下記による。

Nomenclature  
命名法

HJ1S050HA1

MODIFICATION CODE  
PLATING SPECIFICATION OF CONTACT AND TERMINAL AREA

FORM OF TERMINAL

No. OF CONTACT

S: SOCKET TYPE (WITHOUT BOSS)  
F: SOCKET TYPE (WITH BOSS)

SERIES

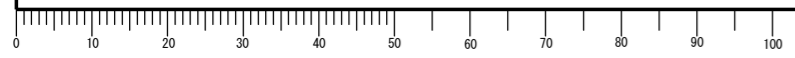
LOT No.  
6 F 2 X 1 2 A

PRODUCTION PLACE  
YEAR MONTH DAY  
LINE NO.

3	SHELL シェル	1	COPPER ALLOY 銅合金	GOLD OVER NICKEL Ni上Auめっき	-
2	INSULATOR インシュレータ	1	HEAT RESISTING PLASTIC 耐熱性プラスチック	-	COLOR: BLACK 色相: 黒
1	CONTACT コンタクト	50	COPPER ALLOY 銅合金	CONTACT AREA: GOLD OVER NICKEL 接触部: Ni上Auめっき	TERMINAL AREA: GOLD OVER NICKEL 端子部: Ni上Auめっき
符号 NO.	名称 DESCRIPTION	個数 QTY.	材料 MATERIAL	仕上 FINISH	備考 REMARKS

仕様書 (SPECIFICATION) JACS-10924	第1版 (ORIGINAL DATE) 28/JAN/2013	尺度 (SCALE) 5:1	シリーズ (SERIES) HJ1	日本航空電子工業株式会社 JAPAN AVIATION ELECTRONICS INDUSTRY, LTD.
一般公差 (GENERAL TOLERANCE) 寸法 (DIMENSION) ±0.8 × ±0.4 ×× ±0.1 ××× ±	角度 (ANGLES) ×° ± ×°×' ±	製図 DR.	名称 (TITLE) HJ1S050HA1	図面番号 (DRAWING NO.) SJ112817
担当 CHK. T. YAMAJI	査閲 APPD. -	承認 APPD. K. IBARAKI	質量 (MASS)	版数 (VER.) 1

DCF-C-212H(12.08)



WISDOM承認 2013/01/28