



Chipsmall Limited consists of a professional team with an average of over 10 year of expertise in the distribution of electronic components. Based in Hongkong, we have already established firm and mutual-benefit business relationships with customers from,Europe,America and south Asia,supplying obsolete and hard-to-find components to meet their specific needs.

With the principle of “Quality Parts,Customers Priority,Honest Operation,and Considerate Service”,our business mainly focus on the distribution of electronic components. Line cards we deal with include Microchip,ALPS,ROHM,Xilinx,Pulse,ON,Everlight and Freescale. Main products comprise IC,Modules,Potentiometer,IC Socket,Relay,Connector.Our parts cover such applications as commercial,industrial, and automotives areas.

We are looking forward to setting up business relationship with you and hope to provide you with the best service and solution. Let us make a better world for our industry!



Contact us

Tel: +86-755-8981 8866 Fax: +86-755-8427 6832

Email & Skype: info@chipsmall.com Web: www.chipsmall.com

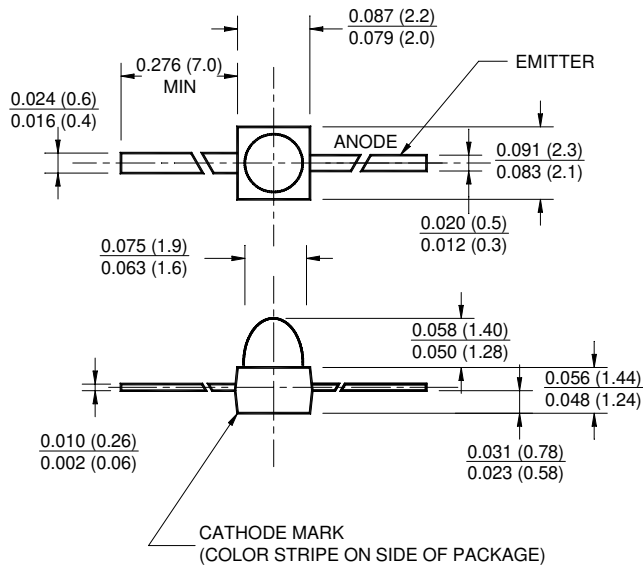
Address: A1208, Overseas Decoration Building, #122 Zhenhua RD., Futian, Shenzhen, China



SOLID STATE LED LAMPS

SUBMINIATURE T-1 3/4 (1.9mm)

PACKAGE DIMENSIONS

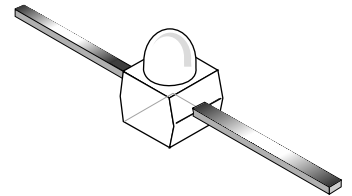


NOTE:
Dimensions are in inches (mm).

AlGaAs RED	HLMP-Q106A	Clear
AllnGaP ORANGE	HLMA-QH00A	Clear
AllnGaP YELLOW	HLMA-QL00A	Clear

FEATURES

- Subminiature package
- Low profile package
- Three lead bend options for surface mounting
- Available in tape and reel



DESCRIPTION

These subminiature LED lamps are intended for high volume, low cost status indication on PCBs, as well as for backlighting keyboards and switches. Choices of "Yoke", "Z-Bend" or "Gull-Wing" lead bends are available.

ABSOLUTE MAXIMUM RATINGS (T_A = 25°C unless otherwise specified)

Parameter	AlGaAs Red HLMP-Q106A	AllnGaP Orange HLMA-QH00A	AllnGaP Yellow HLMA-QL00A	Units
Continuous Forward Current - I _F	50	50	50	mA
Peak Forward Current - I _F (f = 1.0 KHz, Duty Factor = 1/10)	200	100	100	mA
Reverse Voltage - V _R (I _R = 10 μA)	5	5	5	V
Power Dissipation - P _D	100	120	120	mW
Operating Temperature - T _{OPR}	-40 to +100			°C
Storage Temperature - T _{STG}	-40 to +100			°C
Lead Soldering Time - T _{SOL}				°C
Wave	260 for 5 sec			
Reflow	260 for 10 sec			

ELECTRICAL / OPTICAL CHARACTERISTICS (T_A = 25°C)

Part Number	AlGaAs Red HLMP-Q106A	AllnGaP Orange HLMA-QH00A	AllnGaP Yellow HLMA-QL00A	Condition
Luminous Intensity (mcd)				I _F = 20mA
Minimum	50	150	150	
Typical	500	500	500	
Forward Voltage (V)				I _F = 20mA
Maximum	2.4	2.4	2.4	
Typical	1.9	1.9	1.9	
Peak Wavelength (nm)	660	620	590	I _F = 20mA
Spectral Line Half Width (nm)	20	18	15	I _F = 20mA
Viewing Angle (°)	25	25	25	I _F = 20mA

AlGaAs RED	HLMP-Q106A	Clear
AllnGaP ORANGE	HLMA-QH00A	Clear
AllnGaP YELLOW	HLMA-QL00A	Clear

TYPICAL PERFORMANCE CURVES

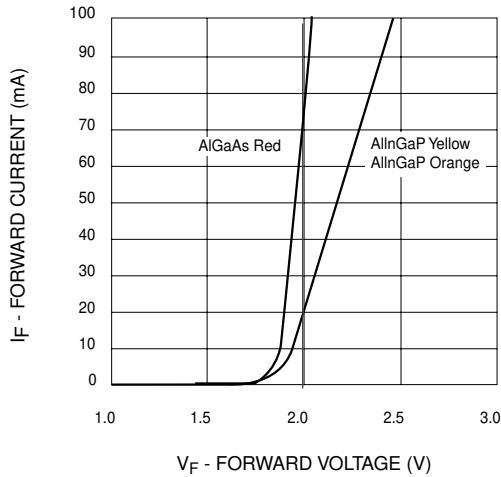


Fig. 1 Forward Current vs. Forward Voltage

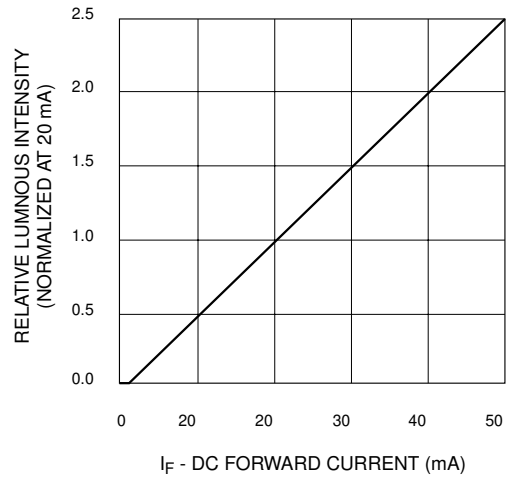


Fig. 2 Relative Luminous Intensity vs. DC Forward Current

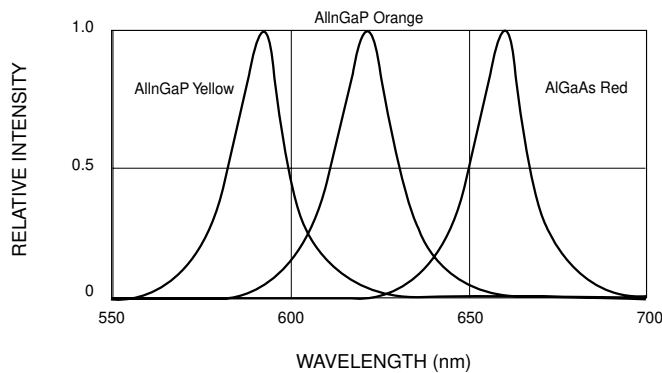


Fig. 3 Relative Intensity vs. Peak Wavelength

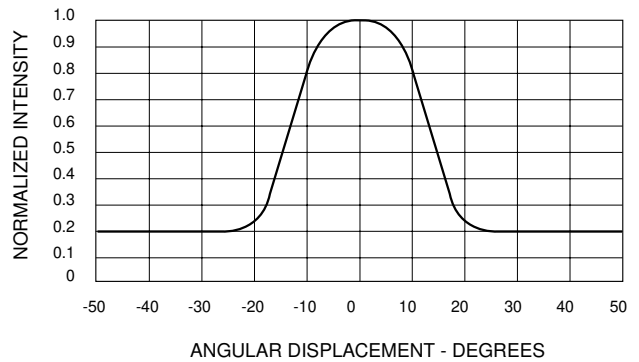
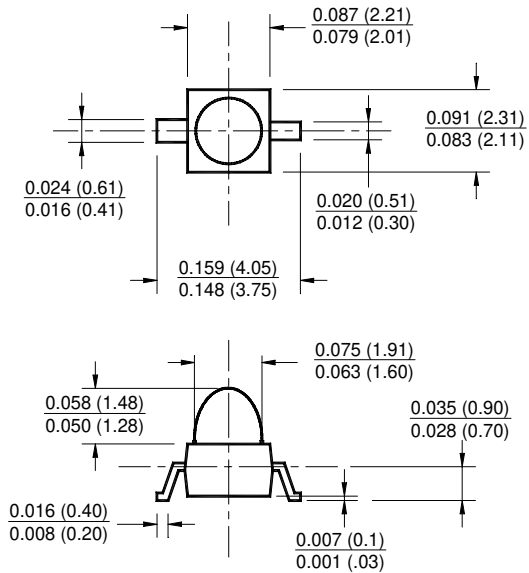


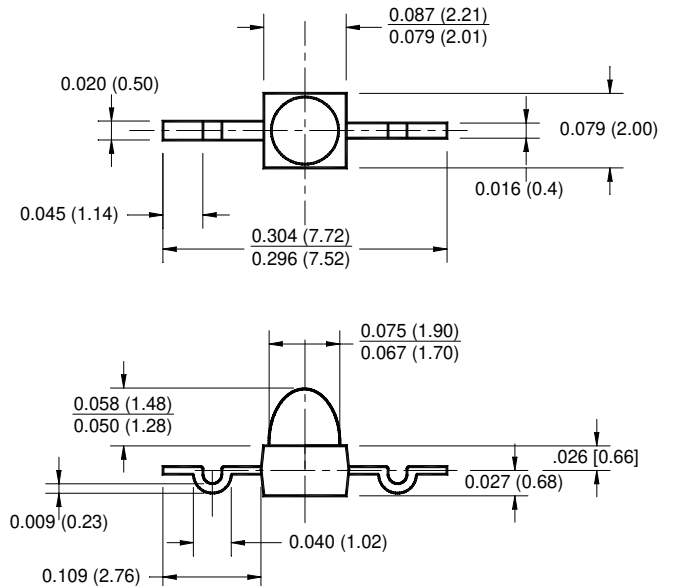
Fig. 4 Relative Luminous Intensity vs. Angular Displacement

AlGaAs RED	HLMP-Q106A	Clear
AlInGaP ORANGE	HLMA-QH00A	Clear
AlInGaP YELLOW	HLMA-QL00A	Clear

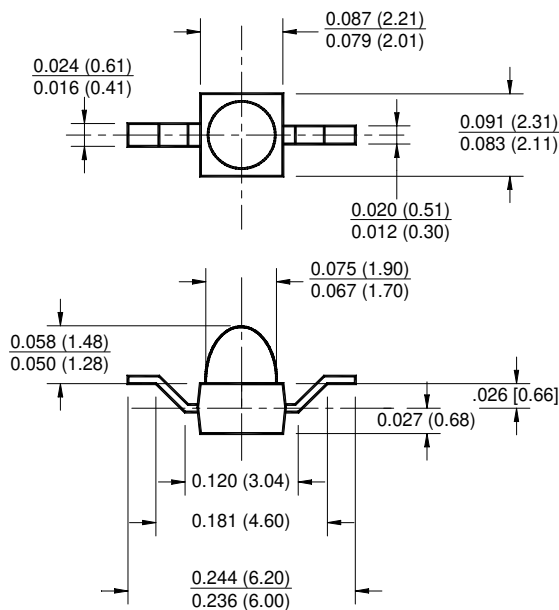
Gull-Wing Lead Option



Yoke Lead Option



Z-Bend Lead Option



NOTE

All dimensions are in inches (millimeters)

www.qtopto.com

Call QT Optoelectronics for more information or the phone number of your nearest distributor.

United States 800-533-6786 • France 33 [0] 1.45.18.78.78 • Germany 49 [0] 89/96.30.51 • United Kingdom 44 [0] 1296 394499 • Asia/Pacific 603-7352417

DISCLAIMER

FAIRCHILD SEMICONDUCTOR RESERVES THE RIGHT TO MAKE CHANGES WITHOUT FURTHER NOTICE TO ANY PRODUCTS HEREIN TO IMPROVE RELIABILITY, FUNCTION OR DESIGN. FAIRCHILD DOES NOT ASSUME ANY LIABILITY ARISING OUT OF THE APPLICATION OR USE OF ANY PRODUCT OR CIRCUIT DESCRIBED HEREIN; NEITHER DOES IT CONVEY ANY LICENSE UNDER ITS PATENT RIGHTS, NOR THE RIGHTS OF OTHERS.

LIFE SUPPORT POLICY

FAIRCHILD'S PRODUCTS ARE NOT AUTHORIZED FOR USE AS CRITICAL COMPONENTS IN LIFE SUPPORT DEVICES OR SYSTEMS WITHOUT THE EXPRESS WRITTEN APPROVAL OF THE PRESIDENT OF FAIRCHILD SEMICONDUCTOR CORPORATION. As used herein:

1. Life support devices or systems are devices or systems which, (a) are intended for surgical implant into the body, or (b) support or sustain life, and (c) whose failure to perform when properly used in accordance with instructions for use provided in the labeling, can be reasonably expected to result in a significant injury of the user.
2. A critical component in any component of a life support device or system whose failure to perform can be reasonably expected to cause the failure of the life support device or system, or to affect its safety or effectiveness.