Chipsmall Limited consists of a professional team with an average of over 10 year of expertise in the distribution of electronic components. Based in Hongkong, we have already established firm and mutual-benefit business relationships with customers from,Europe,America and south Asia,supplying obsolete and hard-to-find components to meet their specific needs.

With the principle of “Quality Parts,Customers Priority,Honest Operation,and Considerate Service”,our business mainly focus on the distribution of electronic components. Line cards we deal with include Microchip,ALPS,ROHM,Xilinx,Pulse,ON,Everlight and Freescale. Main products comprise IC,Modules,Potentiometer,IC Socket,Relay,Connector.Our parts cover such applications as commercial,industrial, and automotives areas.

We are looking forward to setting up business relationship with you and hope to provide you with the best service and solution. Let us make a better world for our industry!

Contact us

Tel: +86-755-8981 8866 Fax: +86-755-8427 6832
Email & Skype: info@chipsmall.com Web: www.chipsmall.com
Address: A1208, Overseas Decoration Building, #122 Zhenhua RD., Futian, Shenzhen, China

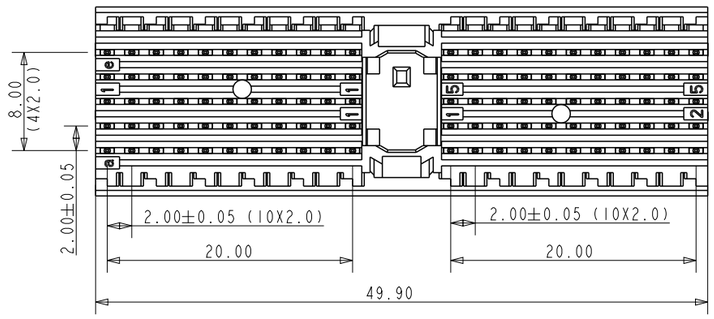

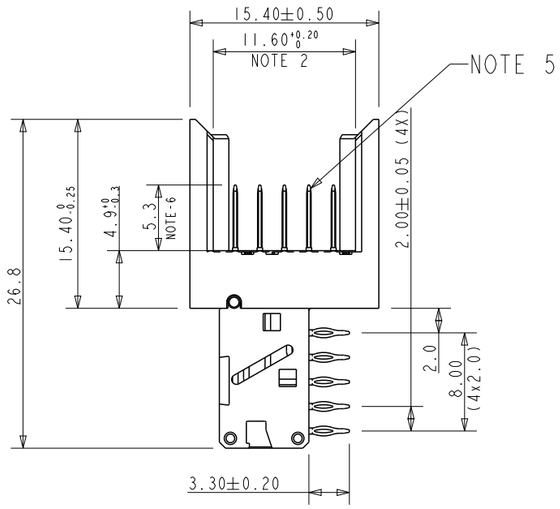

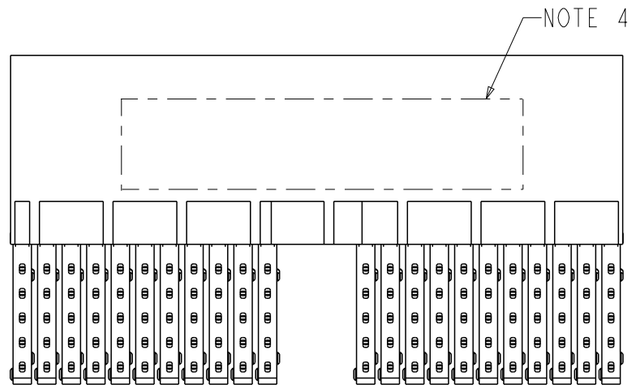

PERFORMANCE CHARACTERISTICS :

CURRENT RATING : 1.5A AT 20°C (FULLY LOADED)
1A AT 70°C (FULLY LOADED
RATED VOLTAGE : 500V AC (CONT / CONT)
OPERATING TEMPERATURE : -55°C TO 125°C
CONTACT RESISTANCE : 25mΩ MAX.
INSERTION FORCE : 0.75 N MAX / CONT
EXTRACTION FORCE : 0.15 N MIN / CONT
INSULATION RESISTANCE : 10^4 MΩ MIN.

NOTES :

1. UL APPROVED WITH USR AND CNR.
2. MEASURED AT THE BOTTOM.
3. MATERIAL CONTACT : PHOSPHORBRONZE.
   HOUSING : LCP 30% GLASS-FILLED.
4. CONNECTOR PRINTED WITH P/N AND DATE CODES.
5. FOR ACTUAL CONTACT LOADINGS, SEE LOADING PATTERN MATING SIDE.}
6. 4 = LEVEL 1 (5.30)
   5 = LEVEL 2 (6.80)
   6 = LEVEL 3 (8.30)
7. 'HM2J07PE5110--__'
   LEAD FREE INDICATOR : LF = LEAD FREE
   PERFORMANCE LEVEL INDICATOR (Ref DWG No BS,C ,201844,003)
8. FOR RECOMMENDED PTH DIMENSIONS REFER DRAWING : BS,A ,201572,001
9. THIS PRODUCT (LF) MEETS EUROPEAN UNION DIRECTIVES AND OTHER COUNTRY REGULATIONS AS DESCRIBED IN GS-22-008

LOADING PATTERN : MATING SIDE

F	X	X	X	X	X	X	X	X	X	X	X	X	X	X	X	X	X	X	X	X	X	X	X	X	X
E	4	4	4	4	4	4	4	4	4	4	4	X	X	X	4	4	4	4	4	4	4	4	4	4	4
D	4	4	4	4	4	4	4	4	4	4	4	X	X	X	4	4	4	4	4	4	4	4	4	4	4
C	4	4	4	4	4	4	4	4	4	4	4	X	X	X	4	4	4	4	4	4	4	4	4	4	4
B	4	4	4	4	4	4	4	4	4	4	4	X	X	X	4	4	4	4	4	4	4	4	4	4	4
A	4	4	4	4	4	4	4	4	4	4	4	X	X	X	4	4	4	4	4	4	4	4	4	4	4
Z	X	X	X	X	X	X	X	X	X	X	X	X	X	X	X	X	X	X	X	X	X	X	X	X	X
	1	2	3	4	5	6	7	8	9	10	11	12	13	14	15	16	17	18	19	20	21	22	23	24	25

PCB HOLE LAY-OUT

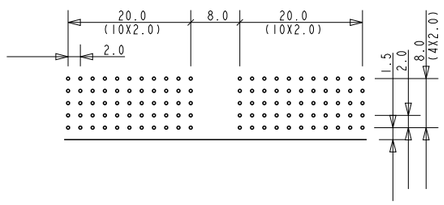

rev	ecn no	dr	date
A	CONV R0	GNY	2002-08-28
B	EC B20190	MF	2002-11-20
C	105-0108	AB	2005-06-30
D	106-0107	AB	2006-07-12
E	108-0050	AB	2008-04-24
F	110-0098	GT	2010-04-19
G	111-0044	GT	2011-02-28

www.fciconnect.com

surface - ISO 1302 ✓ | tolerance std ISO 406 ISO 1101 | projection | mm

TOLERANCES UNLESS OTHERWISE SPECIFIED

Dr	N.Otto	2000-04-28
Eng	N.Otto	2000-04-28
Chr	Alex Babu	2008-04-24
Appr	Alex Babu	2008-04-24

ANGULAR 0° ±1° | LINEAR 0.X ±0.2, 0.XX ±0.1, 0.XXX ±0.05

size A3 | Scale 1/1

ECN 111-0044

Product family MILLIPACS | Spec ref -

title: MPACS RA HDR
type A, not shielded

dwg no: BSC202767008 | Rev. G

catalog no HM2J07PE5110----

CUSTOMER COPY | sheet 1 of 1

Copyright FCI.

REV F - 2006-04-17