



Chipsmall Limited consists of a professional team with an average of over 10 year of expertise in the distribution of electronic components. Based in Hongkong, we have already established firm and mutual-benefit business relationships with customers from,Europe,America and south Asia,supplying obsolete and hard-to-find components to meet their specific needs.

With the principle of "Quality Parts,Customers Priority,Honest Operation,and Considerate Service",our business mainly focus on the distribution of electronic components. Line cards we deal with include Microchip,ALPS,ROHM,Xilinx,Pulse,ON,Everlight and Freescale. Main products comprise IC,Modules,Potentiometer,IC Socket,Relay,Connector.Our parts cover such applications as commercial,industrial, and automotives areas.

We are looking forward to setting up business relationship with you and hope to provide you with the best service and solution. Let us make a better world for our industry!



Contact us

Tel: +86-755-8981 8866 Fax: +86-755-8427 6832

Email & Skype: info@chipsmall.com Web: www.chipsmall.com

Address: A1208, Overseas Decoration Building, #122 Zhenhua RD., Futian, Shenzhen, China




High Current Toroidal Inductors

Model HM54

Features and Benefits

- Operating Temperature Range -40°C to +155°C
- Temperature Rise, Maximum 50°C
- Operating Frequency Up to 400kHz
- RoHS Compliant



Specifications

Part Number	Inductance 100 kHz, 0.1 V		Heating ⁽¹⁾ Current (A dc)	I _{sat} ⁽²⁾ (A dc)	DCR ⁽³⁾ mΩ Max.	Dim. A (Inch/mm)	Dim. P (Inch/mm)	Fig.
	@ 0 A dc μH ± 10%	@ I _{sat} μH Typ.						
HM54-44R42VLF	0.42	0.38	32	32	1.15	.099/2.5	.284/7.2	1
HM54-44R42HLF	0.42	0.38	32	32	1.15	.099/2.5	.228/5.8	2
HM54-45R41VLF	0.41	0.35	33	33	0.70	.099/2.5	.335/8.5	1
HM54-45R41HLF	0.41	0.35	33	33	0.70	.099/2.5	.256/6.5	2
HM54-5BR51VLF	0.51	0.42	32	42	0.75	.126/3.2	.386/9.8	1
HM54-5BR51HLF	0.51	0.42	32	42	0.75	.126/3.2	.284/7.2	2
HM54-5OR60VLF	0.60	0.50	31	32	1.1	.114/2.9	.370/9.4	1
HM54-5OR60HLF	0.60	0.50	31	32	1.1	.114/2.9	.322/8.2	2
HM54-5OR86VLF	0.86	0.61	27	27	1.6	.099/2.5	.370/9.4	1
HM54-5OR86HLF	0.86	0.61	27	27	1.6	.099/2.5	.322/8.2	2
HM54-6OR86VLF	0.86	0.71	35	41	1.1	.126/3.2	.386/9.8	1
HM54-6OR86HLF	0.86	0.71	35	41	1.1	.126/3.2	.362/9.2	2

Notes: (1) The heating current is the DC current which causes the component temperature to increase by approximately 50°C. This current is determined by soldering the component on a typical application PCB, and then applying the current to the component for 30 minutes.
 (2) Isat is the saturation current at which inductance rolls off approximately 30% from its initial value.
 (3) DC resistance is measured at 25°C.

Outline Dimensions (Inch/mm)

Figure 1 (Vertical Mount)

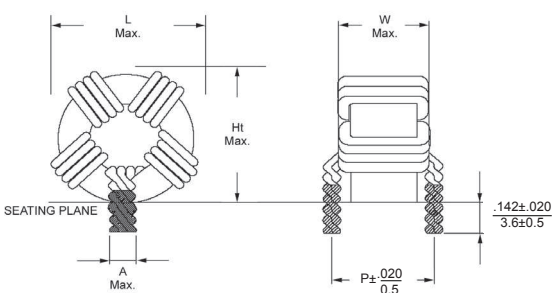
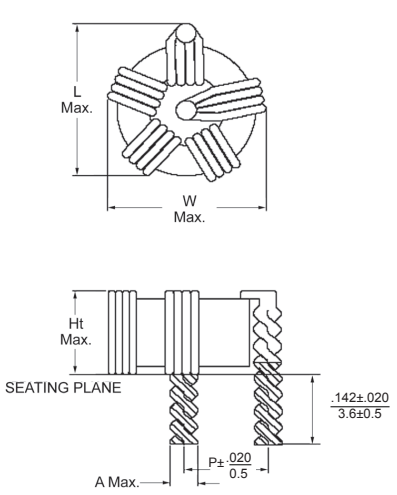


Figure 2 (Horizontal Mount)



Body Style	Vertical Mount				Horizontal Mount			
	Fig	L	W	Ht	Fig	L	W	Ht
44	1	.570 14.48	.260 6.61	.510 12.95	2	.570 14.48	.570 14.48	.260 6.61
45	1	.610 15.50	.295 7.50	.510 12.95	2	.610 15.50	.610 15.50	.295 7.50
50	1	.610 16.25	.300 7.61	.570 14.48	2	.640 16.25	.640 16.25	.300 7.61
5B	1	.690 17.53	.380 9.65	.590 14.98	2	.690 17.53	.690 17.53	.380 9.65
60	1	.760 19.30	.360 9.14	.680 17.27	2	.760 19.30	.760 19.30	.360 9.14

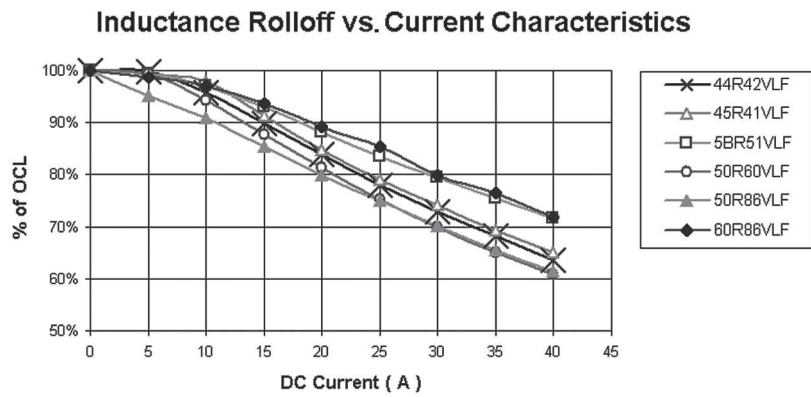
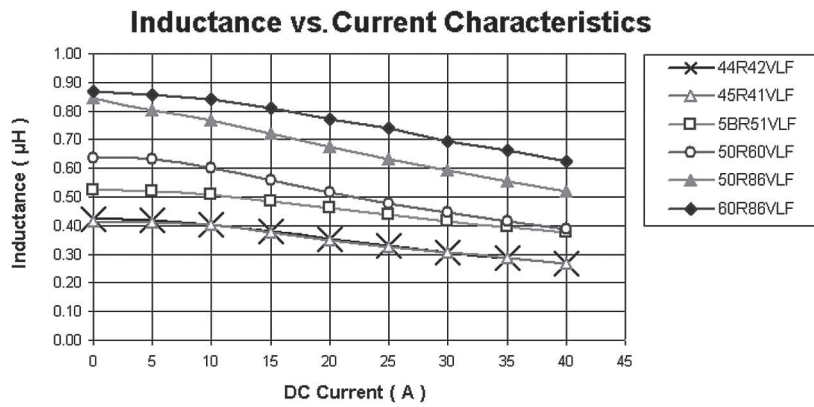
Refer to Specifications table for 'A' & 'P' dimensions of each model.

General Note

TT Electronics reserves the right to make changes in product specification without notice or liability. All information is subject to TT Electronics' own data and is considered accurate at time of going to print.

Model HM54

Electrical Characteristics @ 25°C



General Note

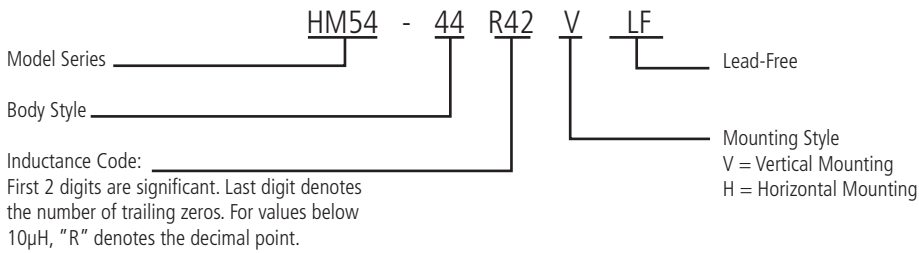
TT Electronics reserves the right to make changes in product specification without notice or liability. All information is subject to TT Electronics' own data and is considered accurate at time of going to print.

Model HM54

Packaging

	Vacuum Tray			
	Body Style	Capacity Per Tray (Units)	Capacity Per Carton (Units)	
Standard	44	Figure 1 (Vertical Mount)	50	800
		Figure 2 (Horizontal Mount)	40	560
	45	Figure 1 (Vertical Mount)	50	800
		Figure 2 (Horizontal Mount)	40	560
	50	Figure 1 (Vertical Mount)	40	560
		Figure 2 (Horizontal Mount)	40	560
	5B	Figure 1 (Vertical Mount)	44	660
		Figure 2 (Horizontal Mount)	50	500
	60	Figure 1 (Vertical Mount)	30	360
		Figure 2 (Horizontal Mount)	50	500

Ordering Information



General Note

TT Electronics reserves the right to make changes in product specification without notice or liability. All information is subject to TT Electronics' own data and is considered accurate at time of going to print.