



Chipsmall Limited consists of a professional team with an average of over 10 year of expertise in the distribution of electronic components. Based in Hongkong, we have already established firm and mutual-benefit business relationships with customers from,Europe,America and south Asia,supplying obsolete and hard-to-find components to meet their specific needs.

With the principle of “Quality Parts,Customers Priority,Honest Operation,and Considerate Service”,our business mainly focus on the distribution of electronic components. Line cards we deal with include Microchip,ALPS,ROHM,Xilinx,Pulse,ON,Everlight and Freescale. Main products comprise IC,Modules,Potentiometer,IC Socket,Relay,Connector.Our parts cover such applications as commercial,industrial, and automotives areas.

We are looking forward to setting up business relationship with you and hope to provide you with the best service and solution. Let us make a better world for our industry!



Contact us

Tel: +86-755-8981 8866 Fax: +86-755-8427 6832

Email & Skype: info@chipsmall.com Web: www.chipsmall.com

Address: A1208, Overseas Decoration Building, #122 Zhenhua RD., Futian, Shenzhen, China




Shielded Cube Compact Package Low Cost Inductors

Model HM55

Features and Benefits

- Operating Temperature Range -40°C to +155°C
- Temperature Rise, Maximum 50°C
- Operating Frequency Up to 400kHz
- RoHS Compliant
- Patented US 6,847,280

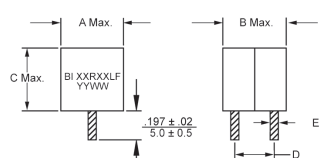
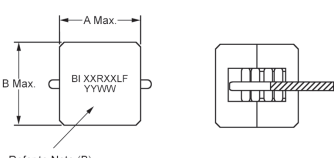


Specifications

Part Number	Inductance			$I_{rated}^{(1)}$ (A dc)	$I_{sat}^{(2)}$ (A dc)	DCR ⁽³⁾ mΩ ± 5%	Dim D. (mm ± 0.5)	Dim. E (mm ± 0.1)	Fig.
	100 kHz @ 0 A dc μH ± 10%	100 kHz, 0.1 V @ I_{rated} μH Min.	μH Typ.						
HM55-12R40LF	0.40	0.32	0.35	20	29	1.00	8.76	1.30	2
HM55-14R40LF	0.40	0.32	0.35	15	38	1.75	8.40	1.00	2
HM55-21R43LF	0.43	0.36	0.40	18	27	0.77	4.10	1.30	1
HM55-21R95LF	0.95	0.76	0.84	22.5	33	1.28	6.90	1.30	1
HM55-211R3LF	1.38	1.10	1.25	15	22	2.26	6.60	1.05	1
HM55-22R79LF	0.79	0.56	0.63	27	39	1.20	12.5	1.45	2
HM55-24R28LF	0.28	0.21	0.25	30	85	0.72	12.7	1.30	2
HM55-26R50LF	0.5	0.36	0.40	40	50	0.90	12.7	1.50	2
HM55-311R4LF	1.40	1.08	1.20	35	50	0.98	6.60	1.65	1
HM55-313R0LF	3.00	2.43	2.70	21	30	2.60	9.45	1.30	1
HM55-315R6LF	5.6	4.86	5.40	9	14	7.30	7.11	0.91	1
HM55-321R0LF	1.0	0.72	0.80	40	56	1.25	15.24	1.50	2

Notes: (1) Rated current, I_{rated} , is the approximate DC current at which inductance will be decreased by 20% from its initial (zero DC) value or the current at which $\Delta T = 50^\circ C$, whichever is lower.
 (2) I_{sat} is the saturation current at which inductance rolls off approximately 30% from its initial value.
 (3) DC resistance is measured at 25°C.

Outline Dimensions (Inch/mm)

Figure 1	Figure 2	Case Size	Fig.	A	B	C
 <p>Notes: (A) Refer to Specifications table for 'D' & 'E' dimensions of each model. (B) For case size 12 & 14, only BI logo & datecode will be printed.</p>		12	2	0.295 7.50	0.295 7.50	0.433 11.0
		14	2	0.295 7.50	0.295 7.50	0.295 7.50
		21	1	0.413 10.5	0.433 11.0	0.413 10.5
		22	2	0.413 10.5	0.413 10.5	0.413 10.5
		24	2	0.413 10.5	0.413 10.5	0.295 7.50
		26	2	0.413 10.5	0.413 10.5	0.355 9.00
		31	1	0.532 13.5	0.543 13.8	0.532 13.5
		32	2	0.532 13.5	0.532 13.5	0.492 12.5

General Note

TT Electronics reserves the right to make changes in product specification without notice or liability.
 All information is subject to TT Electronics' own data and is considered accurate at time of going to print.

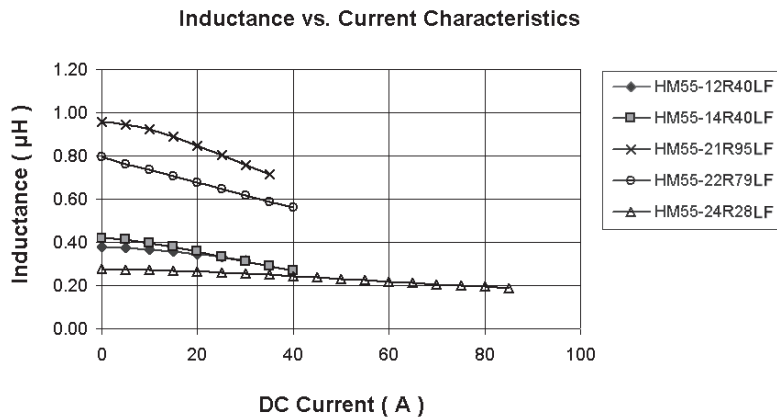
Model HM55

Packaging

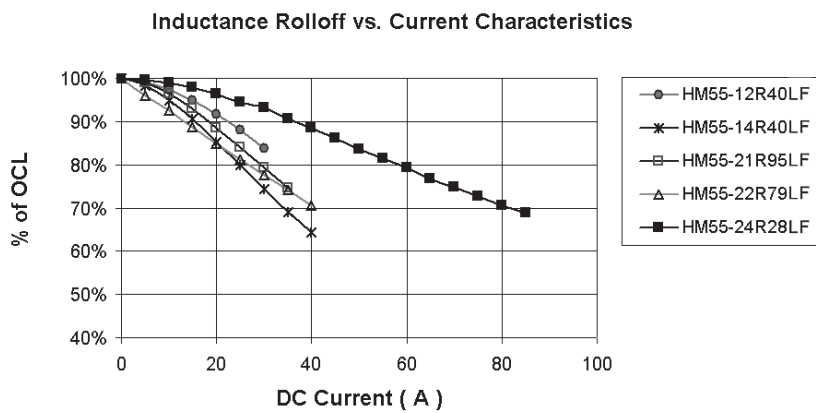
Standard	Vacuum Tray		
	Case Size	Capacity Per Tray (Units)	Capacity Per Carton (Units)
	12, 14, 21	40	560
	22	44	660
	24	50	600
	26	45	630
	31, 32	44	572

Electrical Characteristics @ 25°C

(A) Case size 12, 14, 21, 22 & 24



(A) Case size 12, 14, 21, 22 & 24



General Note

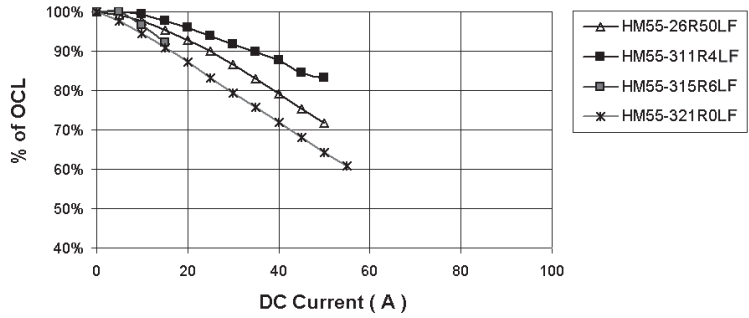
TT Electronics reserves the right to make changes in product specification without notice or liability. All information is subject to TT Electronics' own data and is considered accurate at time of going to print.

Model HM55

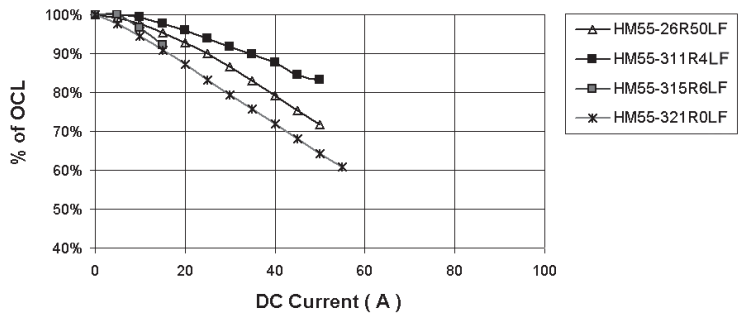
Electrical Characteristics @ 25°C

(B) Case size 26, 31 & 32

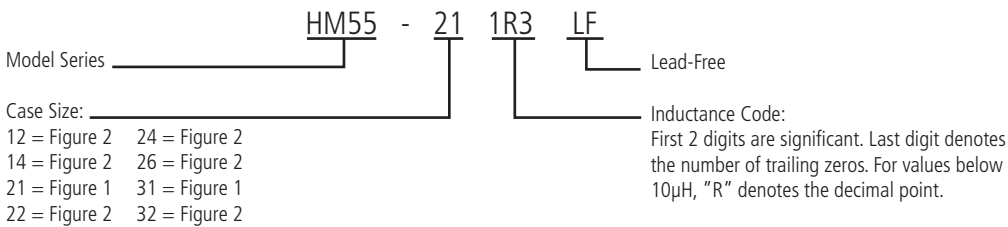
Inductance Rolloff vs. Current Characteristics



Inductance Rolloff vs. Current Characteristics



Ordering Information



General Note

TT Electronics reserves the right to make changes in product specification without notice or liability. All information is subject to TT Electronics' own data and is considered accurate at time of going to print.