



Chipsmall Limited consists of a professional team with an average of over 10 year of expertise in the distribution of electronic components. Based in Hongkong, we have already established firm and mutual-benefit business relationships with customers from,Europe,America and south Asia,supplying obsolete and hard-to-find components to meet their specific needs.

With the principle of “Quality Parts,Customers Priority,Honest Operation,and Considerate Service”,our business mainly focus on the distribution of electronic components. Line cards we deal with include Microchip,ALPS,ROHM,Xilinx,Pulse,ON,Everlight and Freescale. Main products comprise IC,Modules,Potentiometer,IC Socket,Relay,Connector.Our parts cover such applications as commercial,industrial, and automotives areas.

We are looking forward to setting up business relationship with you and hope to provide you with the best service and solution. Let us make a better world for our industry!



Contact us

Tel: +86-755-8981 8866 Fax: +86-755-8427 6832

Email & Skype: info@chipsmall.com Web: www.chipsmall.com

Address: A1208, Overseas Decoration Building, #122 Zhenhua RD., Futian, Shenzhen, China



Electrical / Environmental

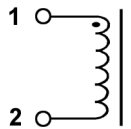
- Operating Temperature Range -40°C to +125°C
- Operating Frequency Up to 1MHz



HM71S

Shielded Surface Mount Power Inductors

Schematic



Specifications @ 25°C

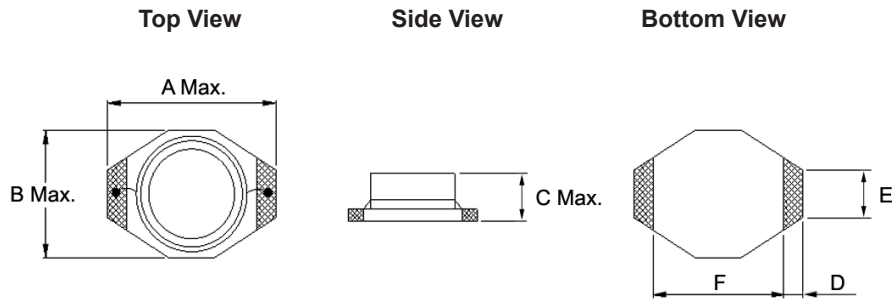
Part Number	Inductance $\mu\text{H} \pm 20\%^{(1)}$	DC Resistance Ω Max.	$I_{\text{sat}}^{(2)}$ Amps	Part Number	Inductance $\mu\text{H} \pm 20\%^{(1)}$	DC Resistance Ω Max.	$I_{\text{sat}}^{(2)}$ Amps
HM71S-06031R0LF	1.0	0.040	1.40	HM71S-13052R2LF	2.2	0.032	5.00
HM71S-06031R5LF	1.5	0.045	0.93	HM71S-13053R3LF	3.3	0.039	3.90
HM71S-06032R2LF	2.2	0.050	0.92	HM71S-13054R7LF	4.7	0.054	3.20
HM71S-06033R3LF	3.3	0.055	0.75	HM71S-13056R8LF	6.8	0.075	2.80
HM71S-06034R7LF	4.7	0.060	0.58	HM71S-1305100LF	10	0.101	2.40
HM71S-06036R8LF	6.8	0.065	0.58	HM71S-1305150LF	15	0.150	2.00
HM71S-0603100LF	10	0.098	0.37	HM71S-1305220LF	22	0.207	1.60
HM71S-0603150LF	15	0.150	0.31	HM71S-1305330LF	33	0.334	1.40
HM71S-0603220LF	22	0.200	0.30	HM71S-1305470LF	47	0.472	1.00
HM71S-0603330LF	33	0.300	0.30	HM71S-1305680LF	68	0.660	0.90
HM71S-0603470LF	47	0.400	0.24	HM71S-1305101LF	100	1.110	0.80
HM71S-0603680LF	68	0.500	0.17	HM71S-1305151LF	150	1.550	0.60
HM71S-0603101LF	100	0.660	0.13	HM71S-1305221LF	220	2.000	0.50
HM71S-0603151LF	150	1.100	0.10	HM71S-1305102LF	1000	8.300	0.32
HM71S-0603221LF	220	2.250	0.10	HM71S-1807100LF	10	0.040	8.00
HM71S-0603331LF	330	2.600	0.07	HM71S-1807150LF	15	0.048	7.00
HM71S-0603471LF	470	3.500	0.06	HM71S-1807220LF	22	0.059	6.00
HM71S-0603681LF	680	5.000	0.055	HM71S-1807330LF	33	0.075	5.00
HM71S-0603102LF	1000	13.500	0.045	HM71S-1807470LF	47	0.097	4.00
HM71S-0603152LF	1500	14.200	0.035	HM71S-1807680LF	68	0.138	3.00
HM71S-0603222LF	2200	16.000	0.028	HM71S-1807101LF	100	0.207	2.40
HM71S-0603332LF	3300	27.000	0.024	HM71S-1807151LF	150	0.293	2.10
HM71S-0603472LF	4700	35.000	0.021	HM71S-1807221LF	220	0.470	1.90
HM71S-0603682LF	6800	48.500	0.019	HM71S-1807331LF	330	0.780	1.10
HM71S-0603103LF	10000	73.000	0.017	HM71S-1807471LF	470	1.080	1.10
HM71S-13051R0LF	1.0	0.021	5.60	HM71S-1807681LF	680	1.400	0.96
HM71S-13051R5LF	1.5	0.022	5.20	HM71S-1807102LF	1000	2.010	0.80

Notes: (1) Inductance is measured at 100kHz, 0.1 Vrms.

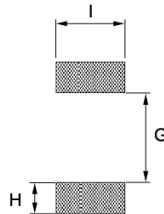
(2) I_{sat} is the rated saturation current at which inductance will be decreased approximately by 30% for case size 0603 and 10% for case size 1305 and 1807 typically from its initial (zero DC) value.

Last Updated: 20 December 2010

Outline Dimensions (mm)



Recommended Solder Pad Layout



Case Size	A	B	C	D	E	F	G	H	I
0603	6.60	4.45	2.92	1.02	1.27	4.32	4.06	1.40	3.56
1305	12.95	9.40	5.08	2.54	2.54	7.62	7.37	2.92	2.79
1807	18.54	15.24	7.62	2.54	2.54	12.7	12.45	2.92	2.79

Packaging

Standard: Embossed Tape and Reel

Reel:	Diameter:	=	13" (330.2mm)
	Capacity	Case size 0603	= 2500 units
		Case size 1305	= 1000 units
		Case size 1807	= 350 units

Ordering Information



Inductance Code:

First 2 digits are significant. Last digit denotes the number of trailing zeros. For values below 10 μ H, 'R' denotes the decimal point.