



Chipsmall Limited consists of a professional team with an average of over 10 year of expertise in the distribution of electronic components. Based in Hongkong, we have already established firm and mutual-benefit business relationships with customers from,Europe,America and south Asia,supplying obsolete and hard-to-find components to meet their specific needs.

With the principle of “Quality Parts,Customers Priority,Honest Operation,and Considerate Service”,our business mainly focus on the distribution of electronic components. Line cards we deal with include Microchip,ALPS,ROHM,Xilinx,Pulse,ON,Everlight and Freescale. Main products comprise IC,Modules,Potentiometer,IC Socket,Relay,Connector.Our parts cover such applications as commercial,industrial, and automotives areas.

We are looking forward to setting up business relationship with you and hope to provide you with the best service and solution. Let us make a better world for our industry!



Contact us

Tel: +86-755-8981 8866 Fax: +86-755-8427 6832

Email & Skype: info@chipsmall.com Web: www.chipsmall.com

Address: A1208, Overseas Decoration Building, #122 Zhenhua RD., Futian, Shenzhen, China



Low Cost Medium Power Surface Mount Inductors

MODEL HM79

Features

- Operating Temperature Range -40°C to +125°C
- Operating Frequency Up to 3MHz
- RoHS Compliant



Specifications @ 25°C

| Part Number | Inductance $\mu\text{H} \pm 20\%$ ⁽¹⁾ | DC Resistance Ω Max . | Rated Current ⁽²⁾ Amps | Part Number | Inductance $\mu\text{H} \pm 20\%$ ⁽¹⁾ | DC Resistance Ω Max . | Rated Current ⁽²⁾ Amps |
|--------------|--|------------------------------|-----------------------------------|--------------|--|------------------------------|-----------------------------------|
| HM79-101R0LF | 1.0 | 0.048 | 2.56 | HM79-30330LF | 33 | 0.170 | 0.85 |
| HM79-101R4LF | 1.4 | 0.056 | 2.52 | HM79-30390LF | 39 | 0.217 | 0.74 |
| HM79-101R8LF | 1.8 | 0.063 | 1.95 | HM79-30470LF | 47 | 0.252 | 0.68 |
| HM79-102R2LF | 2.2 | 0.071 | 1.75 | HM79-30560LF | 56 | 0.282 | 0.64 |
| HM79-102R7LF | 2.7 | 0.078 | 1.58 | HM79-30680LF | 68 | 0.332 | 0.59 |
| HM79-103R3LF | 3.3 | 0.086 | 1.44 | HM79-30820LF | 82 | 0.406 | 0.54 |
| HM79-103R9LF | 3.9 | 0.093 | 1.33 | HM79-30101LF | 100 | 0.481 | 0.51 |
| HM79-104R7LF | 4.7 | 0.108 | 1.15 | HM79-30121LF | 120 | 0.536 | 0.49 |
| HM79-105R6LF | 5.6 | 0.125 | 0.99 | HM79-30151LF | 150 | 0.755 | 0.40 |
| HM79-106R8LF | 6.8 | 0.131 | 0.95 | HM79-30181LF | 180 | 1.022 | 0.36 |
| HM79-108R2LF | 8.2 | 0.146 | 0.84 | HM79-30221LF | 220 | 1.200 | 0.31 |
| HM79-10100LF | 10 | 0.182 | 1.04 | HM79-30271LF | 270 | 1.306 | 0.29 |
| HM79-10120LF | 12 | 0.210 | 0.97 | HM79-30331LF | 330 | 1.495 | 0.28 |
| HM79-10150LF | 15 | 0.235 | 0.85 | HM79-40100LF | 10 | 0.07 | 2.30 |
| HM79-10180LF | 18 | 0.338 | 0.74 | HM79-40120LF | 12 | 0.08 | 2.00 |
| HM79-10220LF | 22 | 0.378 | 1.00 | HM79-40150LF | 15 | 0.09 | 1.80 |
| HM79-10270LF | 27 | 0.522 | 0.62 | HM79-40180LF | 18 | 0.10 | 1.60 |
| HM79-10330LF | 33 | 0.540 | 0.56 | HM79-40220LF | 22 | 0.11 | 1.50 |
| HM79-201R0LF | 1.0 | 0.015 | 8.00 | HM79-40270LF | 27 | 0.12 | 1.30 |
| HM79-204R7LF | 4.7 | 0.057 | 5.50 | HM79-40330LF | 33 | 0.13 | 1.20 |
| HM79-206R8LF | 6.8 | 0.060 | 2.00 | HM79-40390LF | 39 | 0.16 | 1.10 |
| HM79-20100LF | 10 | 0.10 | 1.44 | HM79-40470LF | 47 | 0.18 | 1.00 |
| HM79-20120LF | 12 | 0.12 | 1.40 | HM79-40560LF | 56 | 0.24 | 0.94 |
| HM79-20150LF | 15 | 0.14 | 1.30 | HM79-40680LF | 68 | 0.28 | 0.85 |
| HM79-20180LF | 18 | 0.15 | 1.23 | HM79-40820LF | 82 | 0.37 | 0.78 |
| HM79-20220LF | 22 | 0.18 | 1.11 | HM79-40101LF | 100 | 0.43 | 0.72 |
| HM79-20270LF | 27 | 0.20 | 0.97 | HM79-40121LF | 120 | 0.47 | 0.66 |
| HM79-20330LF | 33 | 0.23 | 0.88 | HM79-40151LF | 150 | 0.64 | 0.58 |
| HM79-20390LF | 39 | 0.32 | 0.80 | HM79-40181LF | 180 | 0.71 | 0.51 |
| HM79-20470LF | 47 | 0.37 | 0.72 | HM79-40221LF | 220 | 0.96 | 0.49 |
| HM79-20560LF | 56 | 0.42 | 0.68 | HM79-40271LF | 270 | 1.11 | 0.42 |
| HM79-20680LF | 68 | 0.46 | 0.61 | HM79-40331LF | 330 | 1.26 | 0.40 |
| HM79-20820LF | 82 | 0.60 | 0.58 | HM79-40391LF | 390 | 1.77 | 0.36 |
| HM79-20101LF | 100 | 0.70 | 0.52 | HM79-40471LF | 470 | 1.96 | 0.34 |
| HM79-20121LF | 120 | 0.93 | 0.48 | HM79-452R3LF | 2.3 | 0.008 | 9.00 |
| HM79-20151LF | 150 | 1.10 | 0.40 | HM79-461R5LF | 1.5 | 0.005 | 14.00 |
| HM79-20181LF | 180 | 1.38 | 0.38 | HM79-50100LF | 10 | 0.053 | 2.38 |
| HM79-20221LF | 220 | 1.57 | 0.35 | HM79-50120LF | 12 | 0.061 | 2.13 |
| HM79-30100LF | 10 | 0.080 | 1.44 | HM79-50150LF | 15 | 0.070 | 1.87 |
| HM79-30120LF | 12 | 0.089 | 1.39 | HM79-50180LF | 18 | 0.081 | 1.73 |
| HM79-30150LF | 15 | 0.104 | 1.24 | HM79-50220LF | 22 | 0.088 | 1.60 |
| HM79-30180LF | 18 | 0.111 | 1.12 | HM79-50270LF | 27 | 0.100 | 1.44 |
| HM79-30220LF | 22 | 0.129 | 1.07 | HM79-50330LF | 33 | 0.120 | 1.26 |
| HM79-30270LF | 27 | 0.153 | 0.94 | HM79-50390LF | 39 | 0.151 | 1.20 |

General Note

TT Electronics reserves the right to make changes in product specification without notice or liability.
All information is subject to TT Electronics' own data and is considered accurate at time of going to print.

MODEL HM79

Specifications @ 25°C

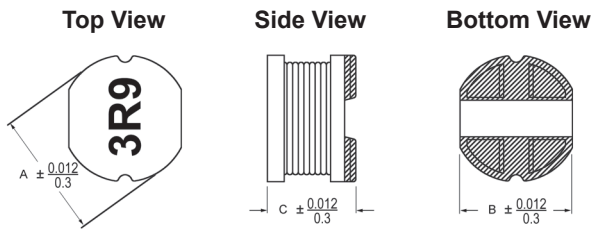
| Part Number | Inductance $\mu\text{H} \pm 20\%$ ⁽¹⁾ | DC Resistance Ω Max . | Rated Current ⁽²⁾ Amps | Part Number | Inductance $\mu\text{H} \pm 20\%$ ⁽¹⁾ | DC Resistance Ω Max . | Rated Current ⁽²⁾ Amps |
|--------------|--|------------------------------|-----------------------------------|--------------|--|------------------------------|-----------------------------------|
| HM79-50470LF | 47 | 0.170 | 1.10 | HM79-60270LF | 27 | 0.11 | 1.76 |
| HM79-50560LF | 56 | 0.199 | 1.01 | HM79-60330LF | 33 | 0.12 | 1.50 |
| HM79-50680LF | 68 | 0.223 | 0.91 | HM79-60390LF | 39 | 0.14 | 1.37 |
| HM79-50820LF | 82 | 0.252 | 0.85 | HM79-60470LF | 47 | 0.17 | 1.28 |
| HM79-50101LF | 100 | 0.344 | 0.74 | HM79-60560LF | 56 | 0.19 | 1.17 |
| HM79-50121LF | 120 | 0.396 | 0.69 | HM79-60680LF | 68 | 0.22 | 1.11 |
| HM79-50151LF | 150 | 0.544 | 0.61 | HM79-60820LF | 82 | 0.25 | 1.00 |
| HM79-50181LF | 180 | 0.621 | 0.56 | HM79-60101LF | 100 | 0.35 | 0.97 |
| HM79-50221LF | 220 | 0.721 | 0.53 | HM79-60121LF | 120 | 0.40 | 0.89 |
| HM79-50271LF | 270 | 0.949 | 0.45 | HM79-60151LF | 150 | 0.47 | 0.78 |
| HM79-50331LF | 330 | 1.100 | 0.42 | HM79-60181LF | 180 | 0.63 | 0.72 |
| HM79-50391LF | 390 | 1.245 | 0.38 | HM79-60221LF | 220 | 0.73 | 0.66 |
| HM79-50471LF | 470 | 1.526 | 0.35 | HM79-60271LF | 270 | 0.97 | 0.57 |
| HM79-50561LF | 560 | 1.904 | 0.32 | HM79-60331LF | 330 | 1.15 | 0.52 |
| HM79-60100LF | 10 | 0.06 | 2.60 | HM79-60391LF | 390 | 1.30 | 0.48 |
| HM79-60120LF | 12 | 0.07 | 2.45 | HM79-60471LF | 470 | 1.48 | 0.42 |
| HM79-60150LF | 15 | 0.08 | 2.27 | HM79-60561LF | 560 | 1.90 | 0.33 |
| HM79-60180LF | 18 | 0.09 | 2.15 | HM79-60681LF | 680 | 2.25 | 0.28 |
| HM79-60220LF | 22 | 0.10 | 1.95 | HM79-60821LF | 820 | 2.55 | 0.24 |

Notes: (1) Test conditions for case sizes 10, 20, 45 & 46 = 100kHz, 0.1 Vrms without DC current. Inductance for case sizes 30, 40, 50 & 60 is measured at 1kHz without DC current.

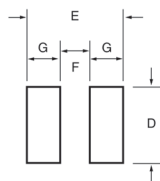
(2) Rated DC current is the approximate current at which inductance will be decreased by 10% from its initial (zero DC) value or the DC current at which $\Delta T = 40^\circ\text{C}$, whichever is lower.

Outline Dimensions (Inch/mm) / Packaging

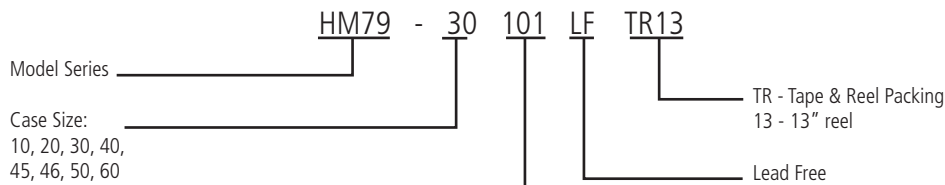
| Case size | A | B | C | D | E | F | G | Reel Capacity |
|-----------|--------------|-------------|-------------|--------------|--------------|-------------|--------------|---------------|
| 10 | .177 4.5 | .158 4.0 | .126 3.2 | .177 4.5 | .205 5.2 | .059 1.5 | .069 1.75 | 1500 |
| 20 | .228 5.8 | .205 5.2 | .177 4.5 | .228 5.8 | .240 6.1 | .067 1.7 | .085 2.15 | 1500 |
| 30 | .307 7.8 | .276 7.0 | .140 3.5 | .315 8.0 | .315 8.0 | .079 2.0 | .118 3.0 | 1000 |
| 40 | .307 7.8 | .276 7.0 | .199 5.0 | .315 8.0 | .315 8.0 | .079 2.0 | .118 3.0 | 1000 |
| 45 | .307 7.8 | .276 7.0 | .228 5.8 | .315 8.0 | .315 8.0 | .079 2.0 | .118 3.0 | 800 |
| 46 | .307 7.8 | .276 7.0 | .307 7.8 | .315 8.0 | .315 8.0 | .079 2.0 | .118 3.0 | 500 |
| 50 | .394 10.0 | .354 9.0 | .158 4.0 | .394 10.0 | .394 10.0 | .098 2.5 | .148 3.75 | 1000 |
| 60 | .394 10.0 | .354 9.0 | .213 5.4 | .394 10.0 | .394 10.0 | .098 2.5 | .148 3.75 | 500 |



Recommended Solder Pad Layout



Ordering Information



Inductance Code:
First 2 digits are significant. Last digit denotes the number of trailing zeros. For values below 10 μH , 'R' denotes the decimal point.

General Note

TT Electronics reserves the right to make changes in product specification without notice or liability. All information is subject to TT Electronics' own data and is considered accurate at time of going to print.