



Chipsmall Limited consists of a professional team with an average of over 10 year of expertise in the distribution of electronic components. Based in Hongkong, we have already established firm and mutual-benefit business relationships with customers from,Europe,America and south Asia,supplying obsolete and hard-to-find components to meet their specific needs.

With the principle of "Quality Parts,Customers Priority,Honest Operation,and Considerate Service",our business mainly focus on the distribution of electronic components. Line cards we deal with include Microchip,ALPS,ROHM,Xilinx,Pulse,ON,Everlight and Freescale. Main products comprise IC,Modules,Potentiometer,IC Socket,Relay,Connector.Our parts cover such applications as commercial,industrial, and automotives areas.

We are looking forward to setting up business relationship with you and hope to provide you with the best service and solution. Let us make a better world for our industry!



Contact us

Tel: +86-755-8981 8866 Fax: +86-755-8427 6832

Email & Skype: info@chipsmall.com Web: www.chipsmall.com

Address: A1208, Overseas Decoration Building, #122 Zhenhua RD., Futian, Shenzhen, China





Typical Applications

This switch is ideal for use as a DPDT Diversity Switch for 5.0 - 6.0 GHz applications:

- HiperLAN
- UNII

Features

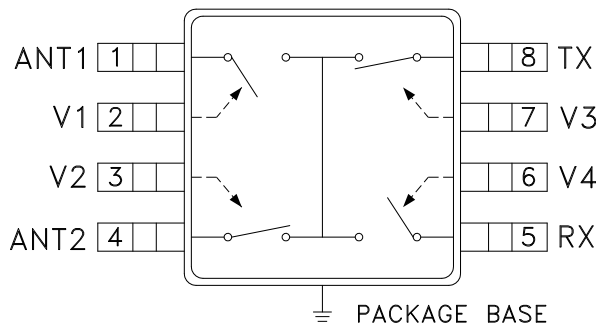
Low Insertion Loss: 1.2 dB @ 5.5 GHz

High IP3: 49 dBm

Positive Control: 0/+5V

Ultra Small MSOP8G Package: 14.8 mm²

Functional Diagram



General Description

The HMC393MS8G & HMC393MS8GE are low cost C-band DPDT switches that operate between 5 and 6 GHz. This switch can operate as an integrated antenna diversity and transmit/receive switch for the HyperLAN and UNII radio platforms. The design provides 20 dB of isolation between antennas and between Tx and Rx ports. The switch features 1.2 dB insertion loss and high power handling capability. Switch state is controlled using four CMOS level control voltage lines.

Electrical Specifications, $T_A = +25^\circ C$, $V_{ctl} = 0/+5 V_{dc}$, 50 Ohm System

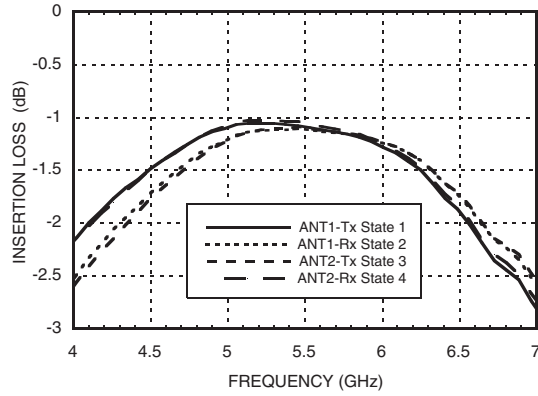
Parameter	Frequency	Min.	Typ.	Max.	Units
Insertion Loss	5.0 - 6.0 GHz		1.2	2.0	dB
Isolation	5.0 - 6.0 GHz	15	20		dB
Return Loss (On State, Any Port)	5.0 - 6.0 GHz	13	20		dB
Input Power for 0.1 dB Compression	5.0 - 6.0 GHz	27	30		dBm
Input Third Order Intercept (Two-Tone Input Power = +22 dBm Each Tone)	5.0 - 6.0 GHz	45	49		dBm
Switching Characteristics	5.0 - 6.0 GHz				
tRISE / tFALL (10/90% RF)			11		ns
tON / tOFF (50% CTL to 10/90% RF)			22		ns



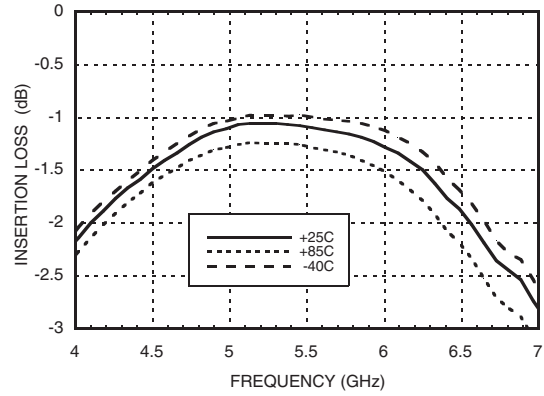
HMC393MS8G / 393MS8GE

GaAs MMIC DPDT DIVERSITY SWITCH, 5 - 6 GHz

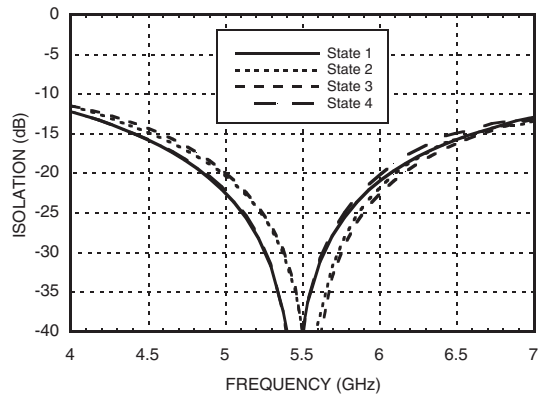
Insertion Loss



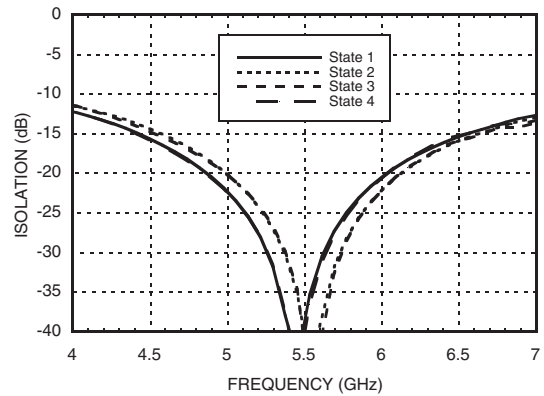
Insertion Loss vs. Temperature



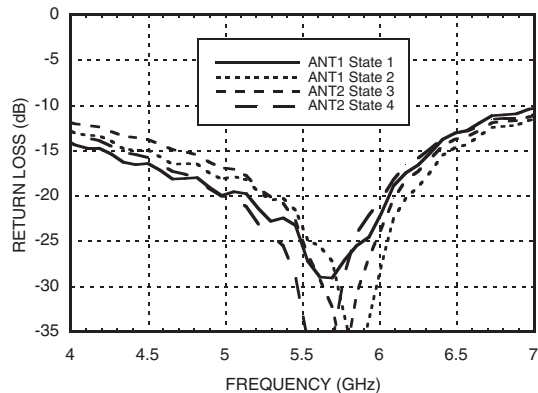
Isolation, Tx & Rx



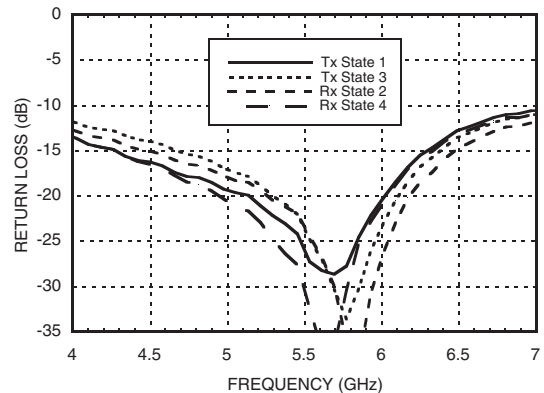
Isolation, ANT1 & ANT2



Return Loss, ANT1 & ANT2

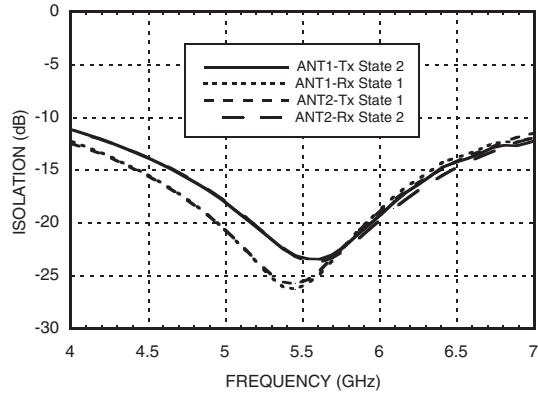


Return Loss, Tx & Rx

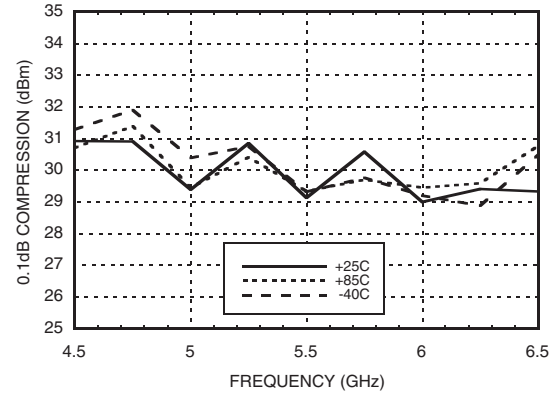




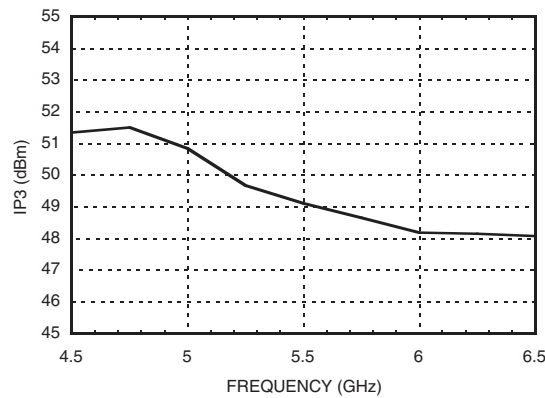
Isolation, ANT1 / ANT2 - Tx / Rx



Input 0.1 dB Compression Point



Input IP3 *



Control Voltages

State	Bias Condition
Low	0 to +0.5 Vdc @ 10 uA Typ.
High	+5.0 to +6.5 Vdc @ 10 uA Typ.

Truth Table

Path	V1	V2	V3	V4	State
ANT1 - Tx	High	Low	High	Low	1
ANT1 - Rx	High	Low	Low	High	2
ANT2 - Tx	Low	High	High	Low	3
ANT2 - Rx	Low	High	Low	High	4

* Two-tone input power = +22 dBm each tone, 1 MHz spacing.



HMC393MS8G / 393MS8GE

GaAs MMIC DPDT DIVERSITY SWITCH, 5 - 6 GHz

Absolute Maximum Ratings

RF Input Power $V_{ctl} = 0/+5V$	+33 dBm
Control Voltage Range (V1, V2, V3, V4)	-0.5 to +7.5 Vdc
Storage Temperature	-65 to +150 °C
Operating Temperature	-40 to +85 °C
ESD Sensitivity (HBM)	Class 1A

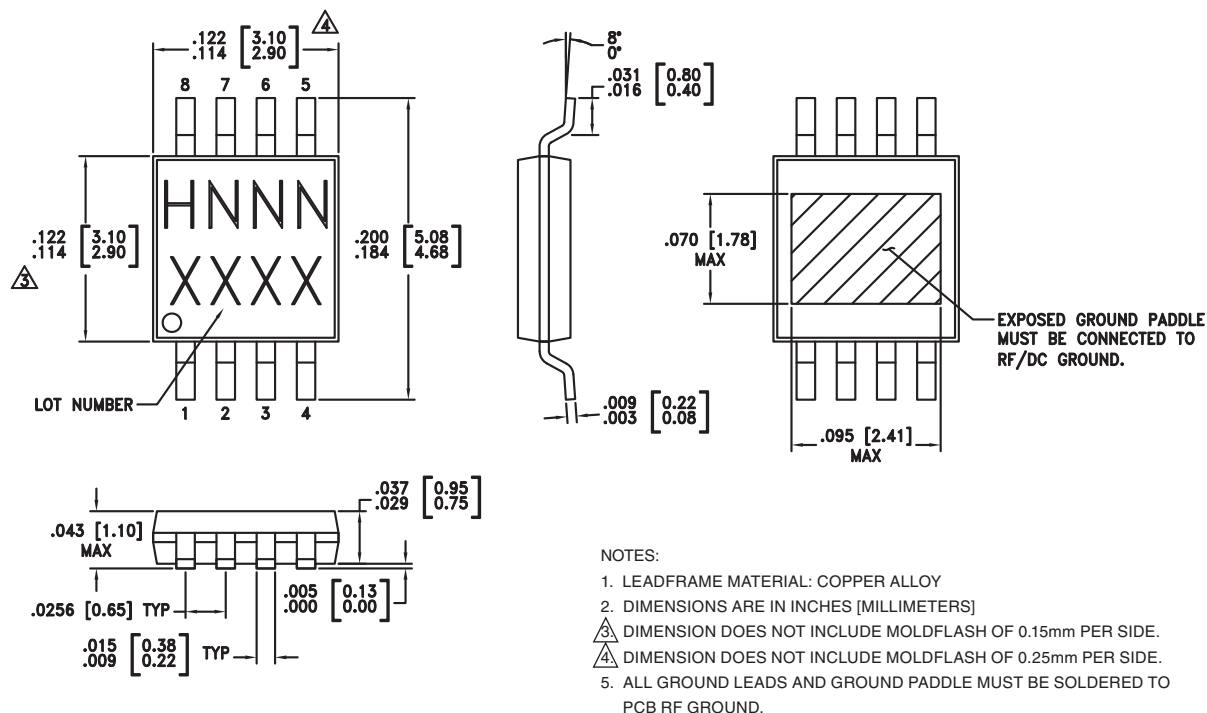


**ELECTROSTATIC SENSITIVE DEVICE
OBSERVE HANDLING PRECAUTIONS**

Caution: Do not "Hot Switch" power levels greater than +23 dBm ($V_{ctl} = 0/+5$ Vdc).

DC blocking capacitors are required at ports ANT1, ANT2, Tx, Rx. Choose value for lowest frequency of operation.

Outline Drawing



Package Information

Part Number	Package Body Material	Lead Finish	MSL Rating	Package Marking ^[3]
HMC393MS8G	Low Stress Injection Molded Plastic	Sn/Pb Solder	MSL1 ^[1]	H393 XXXX
HMC393MS8GE	RoHS-compliant Low Stress Injection Molded Plastic	100% matte Sn	MSL1 ^[2]	H393 XXXX

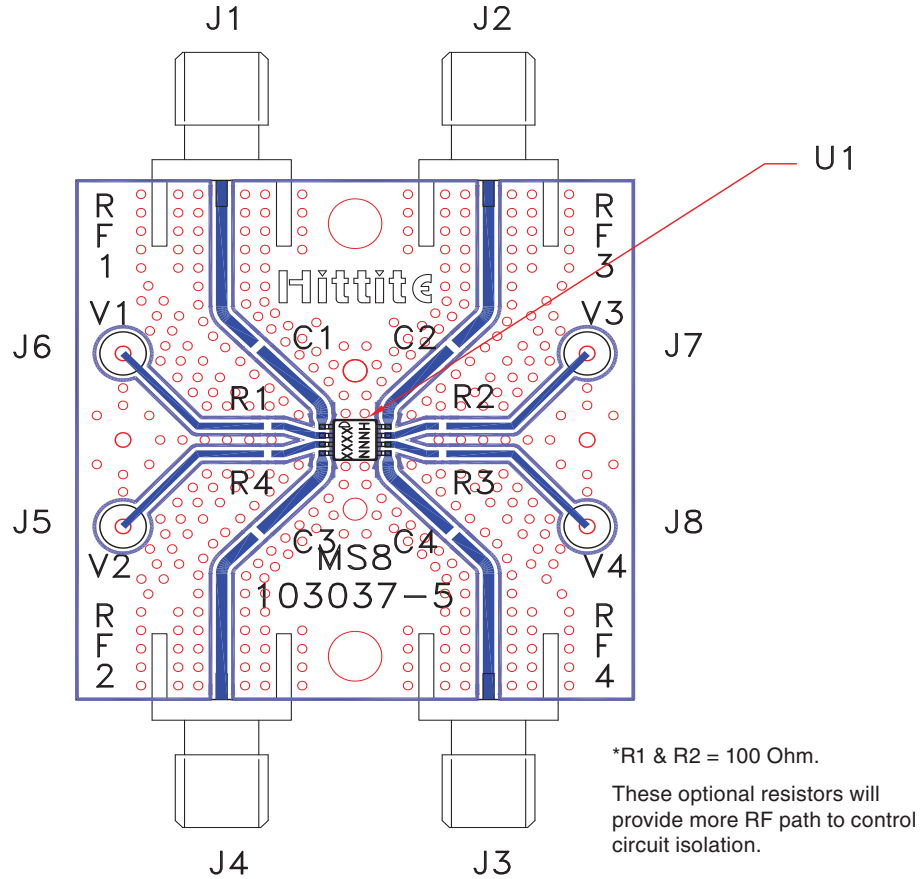
[1] Max peak reflow temperature of 235 °C

[2] Max peak reflow temperature of 260 °C

[3] 4-Digit lot number XXXX

For price, delivery, and to place orders, please contact Hittite Microwave Corporation:
 20 Alpha Road, Chelmsford, MA 01824 Phone: 978-250-3343 Fax: 978-250-3373
 Order On-line at www.hittite.com

Evaluation PCB



List of Materials for Evaluation PCB 103132 [1]

Item	Description
J1 - J4	PCB Mount SMA Connector
J5 - J8	DC Pin
C1 - C4	Chip Capacitor, 0402 Pkg. Choose value for lowest frequency of operation. 100 pF is provided on PCB.
R1 - R2	100 Ohm Resistor, 0402 Pkg.
U1	HMC393MS8G / HMC393MS8GE DPDT Diversity Switch
PCB [2]	103037 Evaluation PCB 1.5"x1.5"

[1] Reference this number when ordering complete evaluation PCB

[2] Circuit Board Material: Rogers 4350

The circuit board used in the final application should use RF circuit design techniques. Signal lines should have 50 ohm impedance while the package ground leads and exposed paddle should be connected directly to the ground plane similar to that shown above. A sufficient number of via holes should be used to connect the top and bottom ground planes. The evaluation circuit board shown above is available from Hittite upon request.



HMC393MS8G / 393MS8GE

**GaAs MMIC DPDT DIVERSITY
SWITCH, 5 - 6 GHz**

Notes: