



Chipsmall Limited consists of a professional team with an average of over 10 year of expertise in the distribution of electronic components. Based in Hongkong, we have already established firm and mutual-benefit business relationships with customers from,Europe,America and south Asia,supplying obsolete and hard-to-find components to meet their specific needs.

With the principle of “Quality Parts,Customers Priority,Honest Operation,and Considerate Service”,our business mainly focus on the distribution of electronic components. Line cards we deal with include Microchip,ALPS,ROHM,Xilinx,Pulse,ON,Everlight and Freescale. Main products comprise IC,Modules,Potentiometer,IC Socket,Relay,Connector.Our parts cover such applications as commercial,industrial, and automotives areas.

We are looking forward to setting up business relationship with you and hope to provide you with the best service and solution. Let us make a better world for our industry!



Contact us

Tel: +86-755-8981 8866 Fax: +86-755-8427 6832

Email & Skype: info@chipsmall.com Web: www.chipsmall.com

Address: A1208, Overseas Decoration Building, #122 Zhenhua RD., Futian, Shenzhen, China




HOA0825

Transmissive Sensor

FEATURES

- Phototransistor output
- Four mounting configurations
- 0.165 in.(4.2 mm) slot width



INFRA-52.TIF

DESCRIPTION

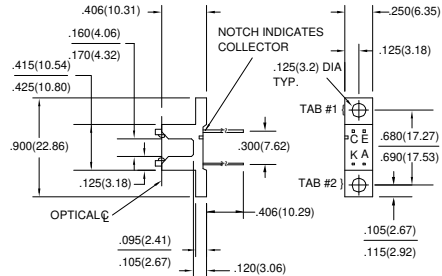
The HOA0825 series consists of an infrared emitting diode facing an NPN silicon phototransistor encased in a black thermoplastic housing. A slot in the housing between emitter and detector provides the means for mechanically interrupting the emitter beam. The phototransistor switching takes place whenever an opaque object passes through the slot between emitter and detector. The HOA0825 series employs plastic molded components. For additional component information see SEP8506 and SDP8406.

Housing material is polycarbonate. Housings are soluble in chlorinated hydrocarbons and ketones. Recommended cleaning agents are methanol and isopropanol.

OUTLINE DIMENSIONS in inches (mm)

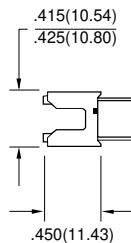
Tolerance 3 plc decimals ±0.010(0.25)
2 plc decimals ±0.020(0.51)

HOA0825-003



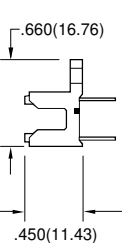
DIM_040.ds4

HOA0825-001

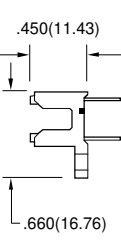


DIM_40b.ds4

HOA0825-002



HOA0825-004



HOA0825

Transmissive Sensor

ELECTRICAL CHARACTERISTICS (25°C unless otherwise noted)

| PARAMETER | SYMBOL | MIN | TYP | MAX | UNITS | TEST CONDITIONS |
|---|---------------|-----|-----|-----|---------------|--|
| IR EMITTER | | | | | | |
| Forward Voltage | V_F | | 1.6 | | V | $I_F=20\text{ mA}$ |
| Reverse Leakage Current | I_R | | 10 | | μA | $V_R=3\text{ V}$ |
| DETECTOR | | | | | | |
| Collector-Emitter Breakdown Voltage | $V_{(BR)CEO}$ | 30 | | | V | $I_C=100\ \mu\text{A}$ |
| Emitter-Collector Breakdown Voltage | $V_{(BR)ECO}$ | 5.0 | | | V | $I_E=100\ \mu\text{A}$ |
| Collector Dark Current | I_{CEO} | | 100 | | nA | $V_{CE}=10\text{ V}, I_F=0$ |
| COUPLED CHARACTERISTICS | | | | | | |
| On-State Collector Current HOA0825-001, -002, -003, -004 | $I_{C(ON)}$ | 0.5 | | | mA | $V_{CE}=0.5\text{ V}$ $I_F=20\text{ mA}$ |
| Collector-Emitter Saturation Voltage | $V_{CE(SAT)}$ | | 0.4 | | V | $I_F=20\text{ mA}$ $I_C=250\ \mu\text{A}$ |
| Rise And Fall Time | t_r, t_f | | 15 | | μs | $V_{CC}=5\text{ V}, I_C=1\text{ mA}$ $R_L=1000\ \Omega$ |

ABSOLUTE MAXIMUM RATINGS

(25°C Free-Air Temperature unless otherwise noted)

| | |
|-------------------------------|---------------|
| Operating Temperature Range | -40°C to 85°C |
| Storage Temperature Range | -40°C to 85°C |
| Soldering Temperature (5 sec) | 240°C |

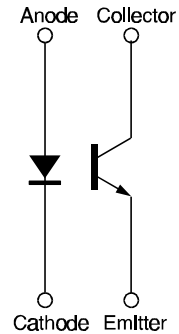
IR EMITTER

| | |
|----------------------------|-----------------------|
| Power Dissipation | 100 mW ⁽¹⁾ |
| Reverse Voltage | 3 V |
| Continuous Forward Current | 50 mA |

DETECTOR

| | |
|---------------------------|-----------------------|
| Collector-Emitter Voltage | 30 V |
| Emitter-Collector Voltage | 5 V |
| Power Dissipation | 100 mW ⁽¹⁾ |
| Collector DC Current | 30 mA |

SCHEMATIC



Honeywell reserves the right to make changes in order to improve design and supply the best products possible.

Honeywell

HOA0825

Transmissive Sensor

Fig. 1 IRED Forward Bias Characteristics

gra_092.ds4

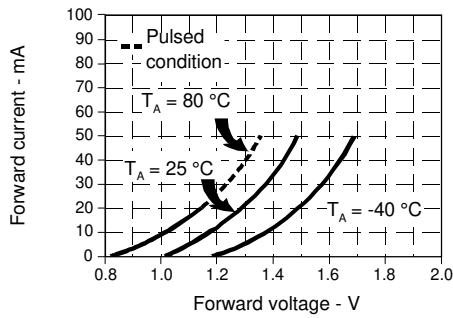


Fig. 2 Non-Saturated Switching Time vs Load Resistance

gra_093.ds4

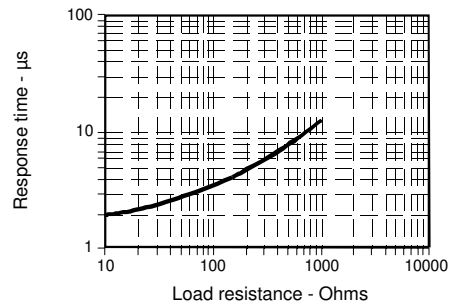


Fig. 3 Dark Current vs Temperature

gra_301.odr

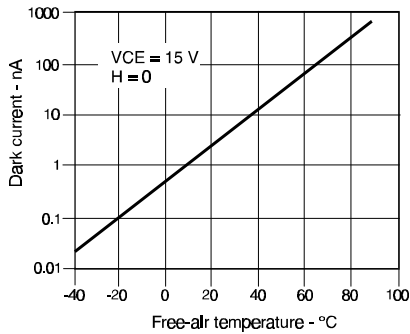
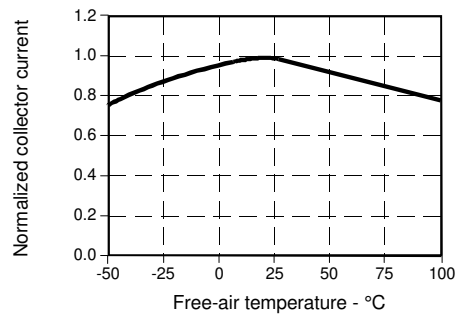


Fig. 4 Collector Current vs Ambient Temperature

gra_095.ds4



All Performance Curves Show Typical Values

HOA0825
Transmissive Sensor

Honeywell reserves the right to make changes in order to improve design and supply the best products possible.

Honeywell

273