



Chipsmall Limited consists of a professional team with an average of over 10 year of expertise in the distribution of electronic components. Based in Hongkong, we have already established firm and mutual-benefit business relationships with customers from,Europe,America and south Asia,supplying obsolete and hard-to-find components to meet their specific needs.

With the principle of "Quality Parts,Customers Priority,Honest Operation,and Considerate Service",our business mainly focus on the distribution of electronic components. Line cards we deal with include Microchip,ALPS,ROHM,Xilinx,Pulse,ON,Everlight and Freescale. Main products comprise IC,Modules,Potentiometer,IC Socket,Relay,Connector.Our parts cover such applications as commercial,industrial, and automotives areas.

We are looking forward to setting up business relationship with you and hope to provide you with the best service and solution. Let us make a better world for our industry!



Contact us

Tel: +86-755-8981 8866 Fax: +86-755-8427 6832

Email & Skype: info@chipsmall.com Web: www.chipsmall.com

Address: A1208, Overseas Decoration Building, #122 Zhenhua RD., Futian, Shenzhen, China




HOA1870

Transmissive Sensor

FEATURES

- Choice of phototransistor or photodarlington output
- Accurate position sensing
- 0.070 in.(1.78 mm) slot width
- 18.0 in.(457 mm) min. 22 AWG UL 1007 wire leads



INFRA-7.TIF

DESCRIPTION

The HOA1870 series consists of an infrared emitting diode facing an NPN silicon phototransistor (HOA1870-031) or photodarlington (HOA1870-033) encased in a black thermoplastic housing. Detector switching takes place whenever an opaque object passes through the slot between emitter and detector. A minimum of 18.0 in.(457 mm) lead wires provides alternate electrical connection when PC board mounting is not possible. This device is ideal for use in applications in which maximum position resolution is desired. Both emitter and detector have a 0.006 in.(0.152 mm) x 0.040 in.(1.02 mm) vertical aperture. The HOA1870 series employs plastic molded components. For additional component information see SEP8506, SDP8406 and SDP8106.

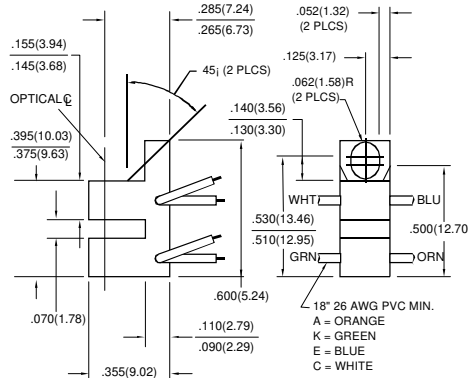
Housing material is polycarbonate. Housings are soluble in chlorinated hydrocarbons and ketones. Recommended cleaning agents are methanol and isopropanol.

Wire color code and functions are:

- Orange - IRED Anode
- White - Detector Collector
- Green - IRED Cathode
- Blue - Detector Emitter

OUTLINE DIMENSIONS in inches (mm)

Tolerance 3 plc decimals ±0.010(0.25)
2 plc decimals ±0.020(0.51)



DIM_043.d54

HOA1870

Transmissive Sensor

ELECTRICAL CHARACTERISTICS (25°C unless otherwise noted)

PARAMETER	SYMBOL	MIN	TYP	MAX	UNITS	TEST CONDITIONS
IR EMITTER						
Forward Voltage	V_F			1.6	V	$I_F=20\text{ mA}$
Reverse Leakage Current	I_R			10	μA	$V_R=3\text{ V}$
DETECTOR						
Collector-Emitter Breakdown Voltage	$V_{(BR)CEO}$				V	$I_C=100\ \mu\text{A}$
HOA1870-031		30				
HOA1870-033		15				
Emitter-Collector Breakdown Voltage	$V_{(BR)ECO}$	5.0			V	$I_E=100\ \mu\text{A}$
Collector Dark Current	I_{CEO}				nA	$V_{CE}=10\text{ V}$ $I_F=0$
HOA1870-031				100		
HOA1870-033				250		
COUPLED CHARACTERISTICS						
On-State Collector Current	$I_{C(ON)}$				mA	$V_{CE}=5\text{ V}$ $I_F=20\text{ mA}$
HOA1870-031		0.3				
HOA1870-033		2.0				
Collector-Emitter Saturation Voltage	$V_{CE(SAT)}$				V	$I_F=20\text{ mA}$ $I_C=40\ \mu\text{A}$ $I_C=250\ \mu\text{A}$
HOA1870-031				0.4		
HOA1870-033				1.1		
Rise And Fall Time	t_r, t_f				μs	$V_{CC}=5\text{ V}, I_C=1\text{ mA}$ $R_L=1000\ \Omega$ $R_L=100\ \Omega$
HOA1870-031				15		
HOA1870-033				75		

ABSOLUTE MAXIMUM RATINGS

(25°C Free-Air Temperature unless otherwise noted)

Operating Temperature Range -40°C to 85°C

Storage Temperature Range -40°C to 85°C

Soldering Temperature (5 sec) 240°C

IR EMITTER

Power Dissipation 100 mW ⁽¹⁾

Reverse Voltage 3 V

Continuous Forward Current 50 mA

DETECTOR

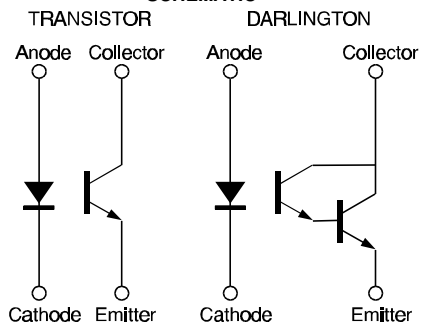
Collector-Emitter Voltage 30 V TRANS. 15 V DARLINGTON

Emitter-Collector Voltage 5 V 5 V

Power Dissipation 100 mW ⁽¹⁾ 100 mW ⁽¹⁾

Collector DC Current 30 mA 30 mA

SCHEMATIC



Honeywell reserves the right to make changes in order to improve design and supply the best products possible.

Honeywell

HOA1870

Transmissive Sensor

Fig. 1 IRED Forward Bias Characteristics

gra_092.ds4

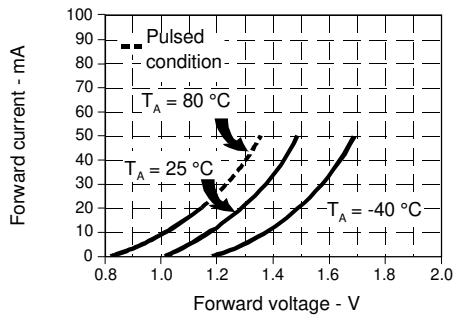


Fig. 2 Non-Saturated Switching Time vs Load Resistance

gra_096.ds4

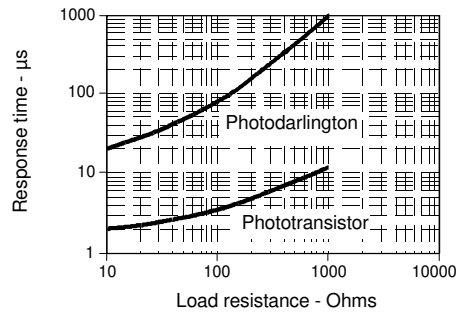


Fig. 3 Dark Current vs Temperature

gra_301.odr

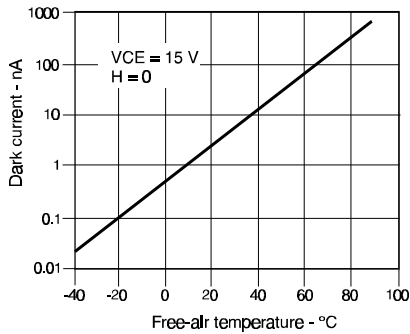
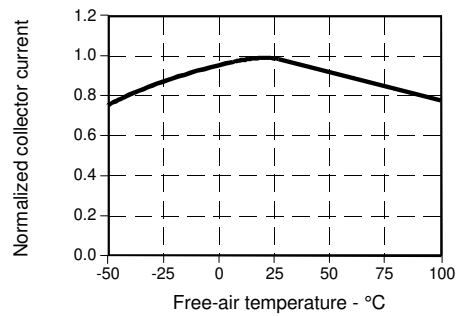


Fig. 4 Collector Current vs Ambient Temperature

gra_095.ds4



All Performance Curves Show Typical Values

HOA1870
Transmissive Sensor

Honeywell reserves the right to make changes in order to improve design and supply the best products possible.

Honeywell

285