



Chipsmall Limited consists of a professional team with an average of over 10 year of expertise in the distribution of electronic components. Based in Hongkong, we have already established firm and mutual-benefit business relationships with customers from,Europe,America and south Asia,supplying obsolete and hard-to-find components to meet their specific needs.

With the principle of “Quality Parts,Customers Priority,Honest Operation,and Considerate Service”,our business mainly focus on the distribution of electronic components. Line cards we deal with include Microchip,ALPS,ROHM,Xilinx,Pulse,ON,Everlight and Freescale. Main products comprise IC,Modules,Potentiometer,IC Socket,Relay,Connector.Our parts cover such applications as commercial,industrial, and automotives areas.

We are looking forward to setting up business relationship with you and hope to provide you with the best service and solution. Let us make a better world for our industry!



## Contact us

Tel: +86-755-8981 8866 Fax: +86-755-8427 6832

Email & Skype: info@chipsmall.com Web: www.chipsmall.com

Address: A1208, Overseas Decoration Building, #122 Zhenhua RD., Futian, Shenzhen, China



## Infrared Assemblies Through Beam Modules


## HOA6299 Series

### FEATURES

- Emitter and detector in separate modules for variable spacing
- Internal current limiting resistor
- Direct TTL interface
- Buffer logic
- Fast response time
- Dust protective housing

### APPLICATIONS

- Edge detection
- Position control
- Parts counting
- Mail sorting



The HOA6299 Series through beam infrared sensor modules operate as a pair. The infrared emitting diode, HOA6299-002, and the detector, HOA6299-003, are encased in black thermoplastic housings. Both the emitter and detector modules employ 24 AWG wire leads which are terminated with a Panduit CE156F24-2 connector for the HOA6299-002, and a Panduit CE156F24-3 connector for the HOA6299-003.

The detector's NPN output switches whenever an opaque object blocks the beam path. The buffer logic provides a logic high when the optical path is clear, and a logic low when the optical path is blocked. The internal current limiting resistor in the emitter module eliminates the need for an external interface circuit. The HOA6299 series employs an IR transmissive housing which features smooth optical faces without external aperture openings; this feature is desirable when aperture blockage from airborne contaminants is a possibility.

The HOA6299 Series through beam modules are tested to ensure operation at minimum separation of (63,5 mm) 2.5 in. This gap can easily be changed for applications with other spacing requirements. Housing material is IR transmissive polysulfone. Housings are soluble in chlorinated hydrocarbons and ketones. Recommended cleaning agents are methanol and isopropanol.

# Infrared Assemblies

## Through Beam Modules

HOA6299 Series

### ABSOLUTE MAXIMUM RATINGS (25 °C free-air temperature unless otherwise noted)

Operating Voltage	
Emitter	2 to 7 V
Detector	5 to 12 V
Operating Temperature	
	0 °C to 50 °C (32 °F to 122 °F)
Storage Temperature	
	-20 °C to 85 °C (-4 °F to 185 °F)

### CAUTION

#### STRESS DAMAGE

Functional operation of the device at or above "Absolute Maximum Ratings" for extended periods of time may affect reliability.

**Failure to comply with these instructions may result in product damage.**

### ELECTRICAL CHARACTERISTICS (25 °C unless otherwise noted)

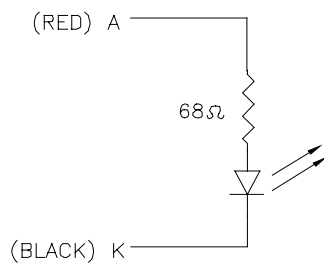
Parameter	Symbol	Min	Typ	Max	Unit	Test Condition
Operating Supply Voltage	$V_{CC}$	4.5		12	V	$T_A=25\text{ °C}$
Low Level Output Voltage	$V_{OL}$			0.4	V	$V_{CC}=5\text{ V}$ , $I_{OH}=10\text{ mA}$ Light path blocked (Note 1)
High Level Output Voltage	$V_{OH}$	4.5			V	$V_{CC}=5\text{ V}$ , $I_{OH}=0\text{ mA}$ Light path not blocked (Note 1)
Output Sink Current	$I_{OL}$	10			mA	$V_{CC}=5\text{ V}$ , $V_{OL}=0.4\text{ V}$
Response Time	$t_{ON}$		5		$\mu\text{s}$	$V_{CC}=5\text{ V}$

#### Note:

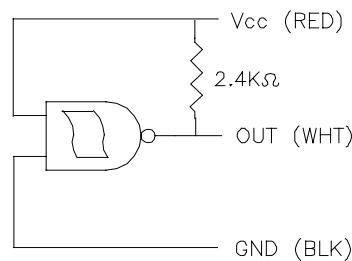
1. Emitter and detector modules are tested to ensure operation at minimum separation of 63,5 mm (2.5 in) when properly aligned.

### SCHEMATIC

#### HOA6299-OO2



#### HOA6299-OO3

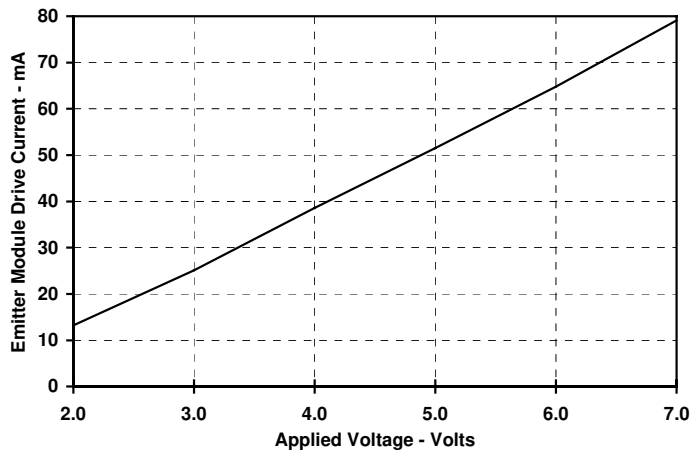


# Infrared Assemblies

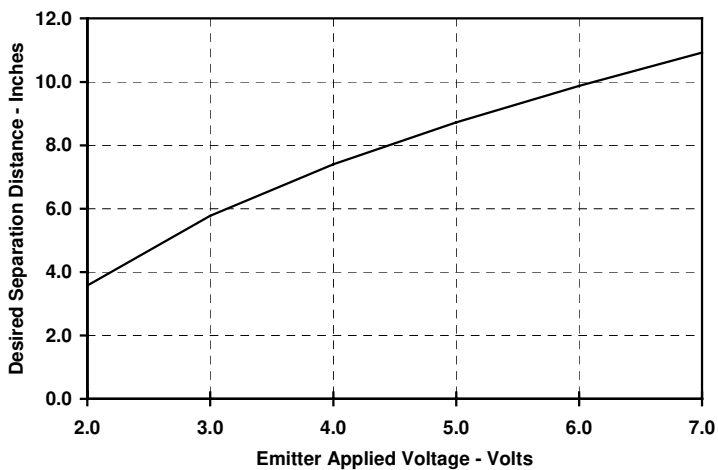
## Through Beam Modules

HOA6299 Series

**Figure 1**  
**Emitter Module Drive Current vs Applied Voltage**



**Figure 2**  
**Desired Separation Distance vs Emitter Applied Voltage**



# Infrared Assemblies

## Through Beam Modules

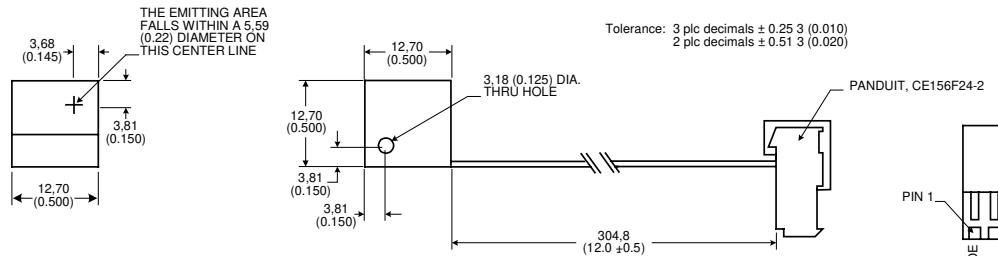
HOA6299 Series

### ORDER GUIDE

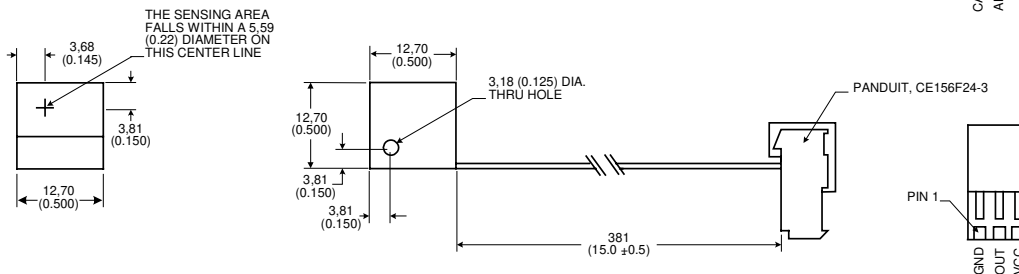
Catalog Listing	Description
HOA6299-002	Through beam, IR emitting diode
HOA6299-003	Through beam, IR detector module

### OUTLINE DIMENSIONS (mm/in)

#### HOA6299-002



#### HOA6299-003



### WARRANTY/REMEDY

Honeywell warrants goods of its manufacture as being free of defective material and faulty workmanship. Contact your local sales office for warranty information. If warranted goods are returned to Honeywell during that period of coverage, Honeywell will repair or replace without charge those items it finds defective. The foregoing is Buyer's sole remedy and is **in lieu of all other warranties, expressed or implied, including those of merchantability and fitness for a particular purpose.**

While we provide application assistance, personally, through our literature, and through the Honeywell website, it is up to the customer to determine the suitability of the product in the application.

Specifications may change at any time without notice. The information we supply is believed to be accurate and reliable as of this printing. However, we assume no responsibility for its use.

### SALES AND SERVICE

Honeywell Sensing and Control serves its customers through a worldwide network of sales offices and distributors. For application assistance, current specifications, or name of the nearest Authorized Distributor, contact a nearby sales office or call:

#### TELEPHONE

1-800-537-6945 (USA)  
1-800-737-3360 (Canada)  
1-815-235-6847 (International)

#### FAX

1-815-235-6545 (USA)

#### INTERNET

[www.honeywell.com/sensing](http://www.honeywell.com/sensing)  
[info@micro.honeywell.com](mailto:info@micro.honeywell.com)

# Honeywell

Sensing and Control  
Honeywell Inc.  
11 West Spring Street  
Freeport, Illinois 61032



Printed with Soy Ink  
on 50% Recycled Paper

006460-1-EN IL50 GLO 699 Printed in USA

[www.honeywell.com/sensing](http://www.honeywell.com/sensing)