



Chipsmall Limited consists of a professional team with an average of over 10 year of expertise in the distribution of electronic components. Based in Hongkong, we have already established firm and mutual-benefit business relationships with customers from,Europe,America and south Asia,supplying obsolete and hard-to-find components to meet their specific needs.

With the principle of "Quality Parts,Customers Priority,Honest Operation,and Considerate Service",our business mainly focus on the distribution of electronic components. Line cards we deal with include Microchip,ALPS,ROHM,Xilinx,Pulse,ON,Everlight and Freescale. Main products comprise IC,Modules,Potentiometer,IC Socket,Relay,Connector.Our parts cover such applications as commercial,industrial, and automotives areas.

We are looking forward to setting up business relationship with you and hope to provide you with the best service and solution. Let us make a better world for our industry!



Contact us

Tel: +86-755-8981 8866 Fax: +86-755-8427 6832

Email & Skype: info@chipsmall.com Web: www.chipsmall.com

Address: A1208, Overseas Decoration Building, #122 Zhenhua RD., Futian, Shenzhen, China



HRPS / HRIS SERIES



Description

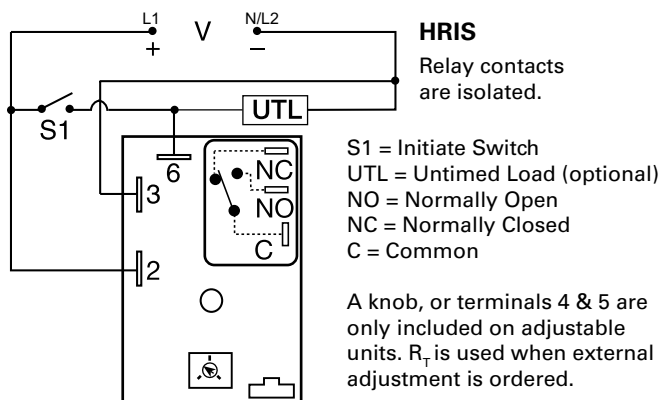
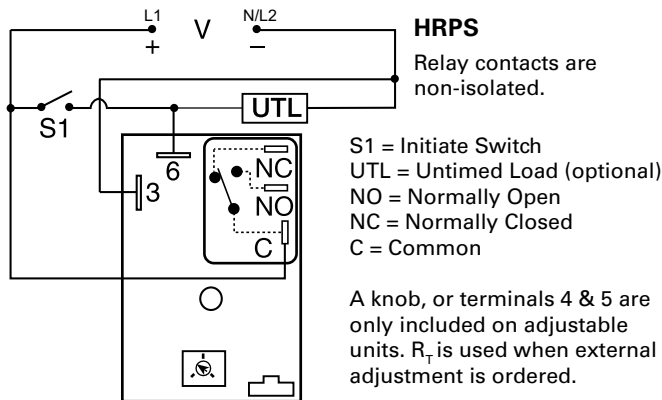
The HRPS/HRIS Series combines an electromechanical relay output with microcontroller timing circuitry. It is a factory programmed module available in any 1 of 13 standard functions. It offers 12 to 240V operation in two universal ranges and factory fixed, onboard, or external adjustable time delays with a repeat accuracy of $\pm 0.5\%$. The output contact rating allows for direct operation of heavy loads, such as compressors, pumps, blower motors, heaters, etc. This series is ideal for OEM applications where cost is a factor. The HRPS has non-isolated SPDT relay contacts, and the HRIS has isolated SPDT relay contacts. Both offer the most popular timer functions in the industry.

Operation (Interval)

Upon application of input voltage, the time delay begins. The output (relay or solid state) energizes during the time delay. At the end of time delay the output de-energizes and remains de-energized until input voltage is removed.

Reset: Removing input voltage resets the time delay and output.

Wiring Diagram



Features & Benefits

FEATURES	BENEFITS
Microcontroller based	Repeat Accuracy +/- 0.5% , factory calibration +/- 2%
Compact design	Allows flexibility for OEM applications
30A, SPDT, Normally Open output contacts	Allows for direct operation of heavy loads
Encapsulated	Protects against shock, vibration, and humidity

Ordering Information

MODEL	INPUT VOLTAGE	ADJUST.	TIME DELAY	FUNCTION
HRISW21FT	24 - 240VAC/24 - 110VDC	Onboard	0.1 - 10s	Alternating
HRISW27I	24 - 240VAC/24 - 110VDC	Onboard	0.1 - 10h	Interval
HRPSD12HI	12 - 48VDC	Fixed	2h	Interval
HRISW25B	24 - 240VAC/24 - 110VDC	Onboard	1 - 100m	Delay on break

If you don't find the part you need, call us for a custom product 800-843-8848

HRPS / HRIS SERIES

Accessories



P1004-95, P1004-95-X Versa-Pot
Panel mountable, industrial potentiometer recommended for remote time delay adjustment.



P1023-6 Mounting bracket
The 90° orientation of mounting slots makes installation/removal of modules quick and easy.



P0700-7 Versa-Knob
Designed for 0.25 in. (6.35 mm) shaft of Versa-Pot. Semi-gloss industrial black finish.



P1015-64 (AWG 14/16), P1015-13 (AWG 10/12) Female Quick Connect
These 0.25 in. (6.35 mm) female terminals are constructed with an insulator barrel to provide strain relief.



P1015-18 Quick Connect to Screw Adapter
Screw adapter terminal designed for use with all modules with 0.25 in. (6.35 mm) male quick connect terminals.

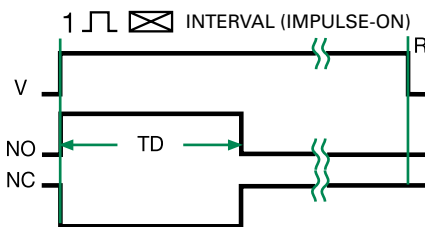


C103PM (AL) DIN Rail
35 mm aluminum DIN rail available in a 36 in. (91.4 cm) length.

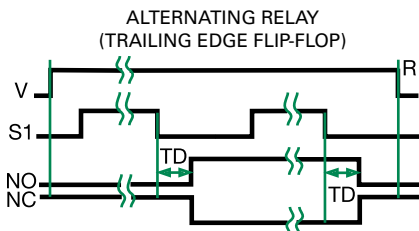


P1023-20 DIN Rail Adapter
Allows module to be mounted on a 35 mm DIN type rail with two #10 screws.

Function Diagrams



V = Voltage
S1 = Initiate Switch
NO = Normally Open Contact
NC = Normally Closed Contact
TD = Time Delay
R = Reset
— = Undefined Time



Specifications

Time Delay

Type Microcontroller circuitry
Range 0.1s - 1000h in 9 adjustable ranges or fixed
Repeat Accuracy ±0.5% or 20ms, whichever is greater

Tolerance ±2%
Reset Time ≤ 150ms
Initiate Time ≤ 20ms

Time Delay vs Temp. & Voltage ±2%

Input

Voltage 12 to 48VDC; 24 to 240VAC/24 to 110VDC

Tolerance
12 to 48VDC -15% - 20%
24 to 110VDC/240VAC -20% - 10%

AC Line Frequency 50/60Hz
Power Consumption AC ≤ 4VA; DC ≤ 2W

Output

Type Electromechanical relay

Form

SPDT-NO **SPDT-NC**

General Purpose
125/240VAC 30A 15A

Resistive
125/240VAC 30A 15A
28VDC 20A 10A

Motor Load
125VAC 1 hp* 1/4 hp**
240VAC 2 hp** 1 hp**

Life
Mechanical - 1 x 10⁶
Electrical - 1 x 10⁵, *3 x 10⁴, **6,000

Protection

Surge IEEE C62.41-1991 Level A

Circuitry Encapsulated

Isolation Voltage ≥ 1500V RMS input to output; isolated units

Insulation Resistance ≥ 100 MΩ

Polarity DC units are reverse polarity protected

Mechanical

Mounting Surface mt. with one #10 (M5 x 0.8) screw

Dimensions **H** 76.2 mm (3.0"); **W** 50.8 mm (2.0");

D 38.1 mm (1.5")

0.25 in. (6.35 mm) male quick connects

Termination

Environmental

Operating/Storage

Temperature -40° to 60°C / -40° to 85°C

Humidity 95% relative, non-condensing

Weight ≈ 3.9 oz (111 g)