



Chipsmall Limited consists of a professional team with an average of over 10 year of expertise in the distribution of electronic components. Based in Hongkong, we have already established firm and mutual-benefit business relationships with customers from,Europe,America and south Asia,supplying obsolete and hard-to-find components to meet their specific needs.

With the principle of “Quality Parts,Customers Priority,Honest Operation,and Considerate Service”,our business mainly focus on the distribution of electronic components. Line cards we deal with include Microchip,ALPS,ROHM,Xilinx,Pulse,ON,Everlight and Freescale. Main products comprise IC,Modules,Potentiometer,IC Socket,Relay,Connector.Our parts cover such applications as commercial,industrial, and automotives areas.

We are looking forward to setting up business relationship with you and hope to provide you with the best service and solution. Let us make a better world for our industry!



## Contact us

Tel: +86-755-8981 8866 Fax: +86-755-8427 6832

Email & Skype: info@chipsmall.com Web: www.chipsmall.com

Address: A1208, Overseas Decoration Building, #122 Zhenhua RD., Futian, Shenzhen, China





# 100W Single Output with PFC Function

# HRP-100 series



### ■ Features :

- Universal AC input / Full range
- Built-in active PFC function
- High efficiency up to 90%
- Withstand 300VAC surge input for 5 seconds
- Protections: Short circuit / Overload / Over voltage
- Protections: Over temperature (optional)
- Cooling by free air convection
- 1U low profile 38mm
- Built-in remote ON-OFF control
- No load power consumption<0.5W
- All using 105°C long life electrolytic capacitors
- 5 years warranty

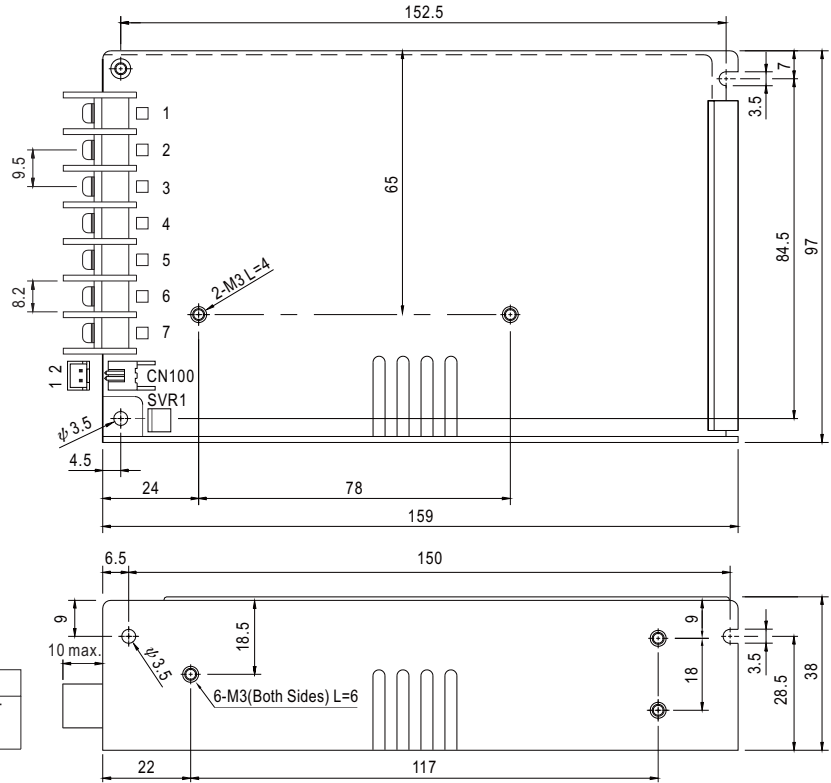


### SPECIFICATION

MODEL	HRP-100-3.3	HRP-100-5	HRP-100-7.5	HRP-100-12	HRP-100-15	HRP-100-24	HRP-100-36	HRP-100-48	
OUTPUT	DC VOLTAGE	3.3V	5V	7.5V	12V	15V	24V	36V	48V
	RATED CURRENT	20A	17A	13.5A	8.5A	7A	4.5A	2.9A	2.2A
	CURRENT RANGE	0 ~ 20A	0 ~ 17A	0 ~ 13.5A	0 ~ 8.5A	0 ~ 7A	0 ~ 4.5A	0 ~ 2.9A	0 ~ 2.2A
	RATED POWER	66W	85W	101.3W	102W	105W	108W	104.4W	105.6W
	RIPPLE & NOISE (max.) Note.2	80mVp-p	80mVp-p	100mVp-p	120mVp-p	150mVp-p	150mVp-p	200mVp-p	240mVp-p
	VOLTAGE ADJ. RANGE	3.1 ~ 3.8V	4.75 ~ 5.8V	7.1 ~ 9V	11.4 ~ 13.8V	14.25 ~ 18V	22.8 ~ 28.8V	34.2 ~ 39.6V	45.6 ~ 55.2V
	VOLTAGE TOLERANCE Note.3	+2.5,-3.5%	±2.5%	±2.5%	±1.5%	±1.5%	±1.5%	±1.5%	±1.5%
	LINE REGULATION	±0.5%	±0.5%	±0.5%	±0.3%	±0.3%	±0.2%	±0.2%	±0.2%
	LOAD REGULATION	±2.0%	±2.0%	±1.5%	±0.8%	±0.8%	±0.5%	±0.5%	±0.5%
	SETUP, RISE TIME	2500ms, 100ms/230VAC      2500ms, 100ms/115VAC at full load							
HOLD UP TIME (Typ.)	50ms/230VAC      20ms/115VAC at full load								
INPUT	VOLTAGE RANGE Note.5	85 ~ 264VAC      120 ~ 370VDC							
	FREQUENCY RANGE	47 ~ 63Hz							
	POWER FACTOR (Typ.)	PF>0.95/230VAC      PF>0.98/115VAC at full load							
	EFFICIENCY (Typ.)	78%	83%	84%	87.5%	88%	88.5%	89%	90%
	AC CURRENT (Typ.)	1.1A/115VAC      0.6A/230VAC							
	INRUSH CURRENT (Typ.)	35A/115VAC      65A/230VAC							
	LEAKAGE CURRENT	<1mA / 240VAC							
PROTECTION	OVERLOAD	105 ~ 135% rated output power Protection type : Constant current limiting for Vo=50 ~ 100% of rated voltage, recovers automatically after fault condition is removed							
	OVER VOLTAGE	3.96 ~ 4.62V	6 ~ 7V	9.4 ~ 10.9V	14.4 ~ 16.8V	18.8 ~ 21.8V	30 ~ 34.8V	41.4 ~ 48.6V	57.6 ~ 67.2V
	OVER TEMPERATURE	Shut down o/p voltage, recovers automatically after temperature goes down Protection type : Shut down o/p voltage, re-power on to recover							
FUNCTION	REMOTE CONTROL	RC+/RC- : 0 ~ 0.8V= power on ; 4 ~ 10V = power off							
ENVIRONMENT	WORKING TEMP.	-40 ~ +60°C (Refer to "Derating Curve")							
	WORKING HUMIDITY	20 ~ 90% RH non-condensing							
	STORAGE TEMP., HUMIDITY	-40 ~ +85°C, 10 ~ 95% RH							
	TEMP. COEFFICIENT	±0.04%/°C (0 ~ 50°C)							
	VIBRATION	10 ~ 500Hz, 5G 10min./1cycle, 60min. each along X, Y, Z axes							
SAFETY & EMC (Note 4)	SAFETY STANDARDS	UL60950-1, TUV EN60950-1, EAC TP TC 004 approved							
	WITHSTAND VOLTAGE	I/P-O/P:3KVAC	I/P-FG:2KVAC	O/P-FG:0.5KVAC					
	ISOLATION RESISTANCE	I/P-O/P, I/P-FG, O/P-FG:100M Ohms / 500VDC / 25°C / 70% RH							
	EMC EMISSION	Compliance to EN55032 (CISPR32) Class B, EN61000-3-2,-3, EAC TP TC 020							
	EMC IMMUNITY	Compliance to EN61000-4-2,3,4,5,6,8,11, EN55024, EN61000-6-2, heavy industry level, criteria A, EAC TP TC 020							
OTHERS	MTBF	295.7K hrs min.      MIL-HDBK-217F (25°C)							
	DIMENSION	159*97*38mm (L*W*H)							
	PACKING	0.56Kg; 24pcs/15Kg/0.76CUFT							
NOTE	<ol style="list-style-type: none"> <li>1. All parameters NOT specially mentioned are measured at 230VAC input, rated load and 25°C of ambient temperature.</li> <li>2. Ripple &amp; noise are measured at 20MHz of bandwidth by using a 12" twisted pair-wire terminated with a 0.1uf &amp; 47uf parallel capacitor.</li> <li>3. Tolerance : includes set up tolerance, line regulation and load regulation.</li> <li>4. The power supply is considered a component which will be installed into a final equipment. All the EMC tests are been executed by mounting the unit on a 360mm*360mm metal plate with 1mm of thickness. The final equipment must be re-confirmed that it still meets EMC directives. For guidance on how to perform these EMC tests, please refer to "EMI testing of component power supplies." (as available on <a href="http://www.meanwell.com">http://www.meanwell.com</a>)</li> <li>5. Derating may be needed under low input voltages. Please check the derating curve for more details.</li> <li>6. The ambient temperature derating of 3.5°C/1000m with fanless models and of 5°C/1000m with fan models for operating altitude higher than 2000m(6500ft).</li> </ol>								

### Mechanical Specification

Case No.901I Unit:mm



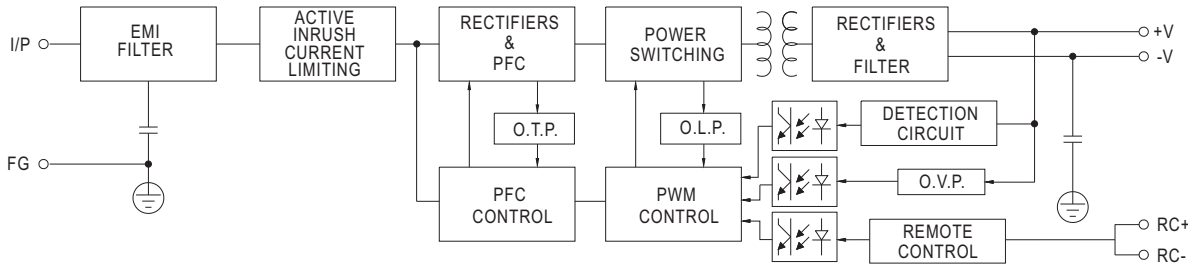
#### Terminal Pin No. Assignment

Pin No.	Assignment	Pin No.	Assignment
1	AC/L	4,5	DC OUTPUT -V
2	AC/N	6,7	DC OUTPUT +V
3	FG		

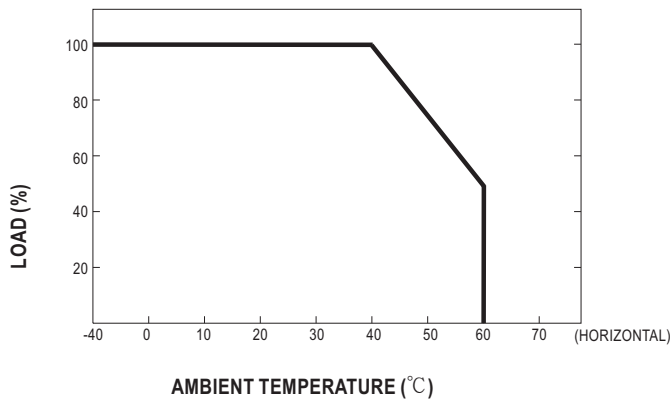
#### Remote ON/OFF (CN100) : JST B-XH or equivalent

Pin No.	Assignment	Mating Housing	Terminal
1	RC-	JST XHP or equivalent	JST SXH-001T or equivalent
2	RC+		

### Block Diagram



### Derating Curve



### Output Derating VS Input Voltage

