



Chipsmall Limited consists of a professional team with an average of over 10 year of expertise in the distribution of electronic components. Based in Hongkong, we have already established firm and mutual-benefit business relationships with customers from,Europe,America and south Asia,supplying obsolete and hard-to-find components to meet their specific needs.

With the principle of “Quality Parts,Customers Priority,Honest Operation,and Considerate Service”,our business mainly focus on the distribution of electronic components. Line cards we deal with include Microchip,ALPS,ROHM,Xilinx,Pulse,ON,Everlight and Freescale. Main products comprise IC,Modules,Potentiometer,IC Socket,Relay,Connector.Our parts cover such applications as commercial,industrial, and automotives areas.

We are looking forward to setting up business relationship with you and hope to provide you with the best service and solution. Let us make a better world for our industry!



## Contact us

Tel: +86-755-8981 8866 Fax: +86-755-8427 6832

Email & Skype: info@chipsmall.com Web: www.chipsmall.com

Address: A1208, Overseas Decoration Building, #122 Zhenhua RD., Futian, Shenzhen, China





Part Number: HS0014-000

Model Number: RC15/HS-US0004-000-01

### Overview

The Ultrasonic Cold Water Meter Body is comprised of a pair of ultrasonic flow sensors and a DN15 polymer pipe.

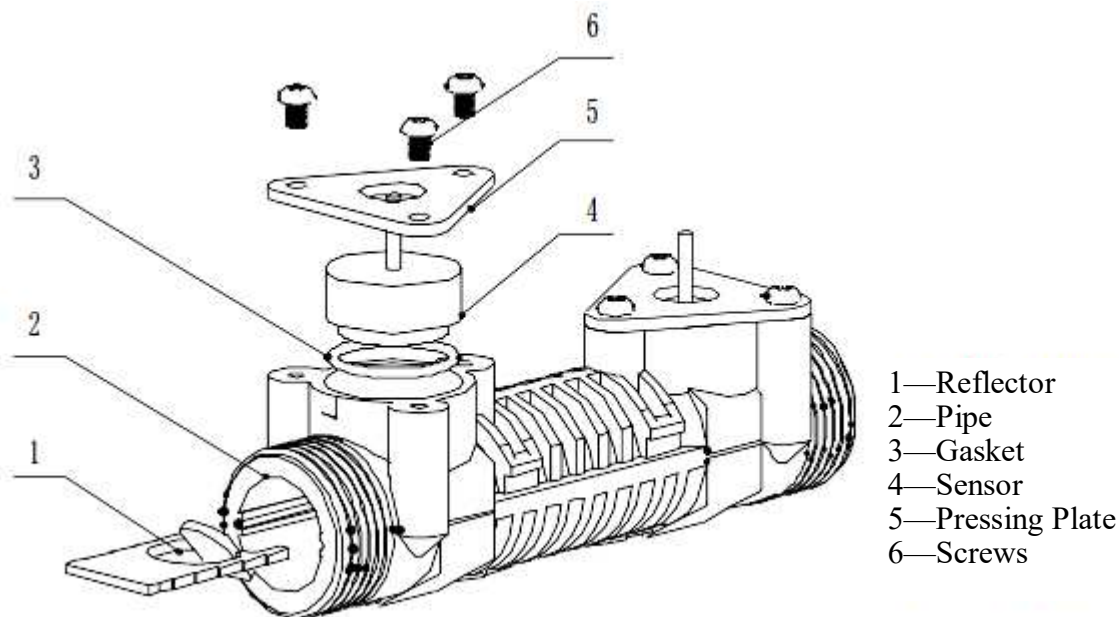
As the signal generating unit of the ultrasonic cold water meter, the Ultrasonic Cold Water Meter Body is used for supplying accurate, stable and continuous ultrasonic signals to the meter circuit.

The Ultrasonic Cold Water Meter Body is designed for residential use and conforms to the Urban Construction Industry Standard CJT434-2013 of The PRC, taking into account the water metering needs of different regions. The built-in transducers feature high sensitivity, stable performance, high reliability and low power consumption.

### Construction and Principle

#### 1. Mechanical Construction:

Constructed by a pair of ultrasonic flow sensors and a set of pipe components.



#### 2. Measuring Principle

Measurement may be performed based on the transit time method. By measuring the difference in the downstream and upstream propagation time of ultrasonic pulses, the flow rate of the water in the pipe can be calculated.

#### TENTATIVE RELEASE:

This specification is based on design objectives and is strictly Preliminary and subject to change. Test data may exist, but this specification is subject to change based on the results of additional testing and evaluation. Application specific specifications will be produced for approval prior to production product being released.

<u>Part No.</u>	<u>Rev</u>	<u>Title</u>	<u>Sheet No.</u>
HS0014-000	A1	Ultrasonic Cold Water Meter Body	1 of 5

## Technical Data

### 1. Electrical Characteristics of the built-in sensors:

Item	Unit	Standard	Test Condition T=25 °C
Thick Resonant Frequency ( Fs )	KHz	975 ± 30	Agilent 4294A
Resonant Impedance ( R )	Ω	≤ 110	Agilent 4294A
Statis Capacitance ( C <sub>0</sub> )	pF	1150 ± 20%	Digital Bridge LCR Meter at 1000Hz/1V

### 2. Meter Body Parameters:

Item	Unit	Standard	Test Condition T=25 °C
Received Signal Amplitude	mV	≥ 350	1Vp-p/20 pulse interval 20ms at 1MHz
Maximum Input Voltage	Vp-p	5	At 1MHz
Maximum Allowable Working Pressure	MPa	1.6	
Installation Length ( L )	mm	110	Vernier Caliper
Connecting Thread ( D )	British Sys-tem	3/4G	Thread Gauge
Operating Temperature	°C	0.1 ~ +50	
Storage Temperature	°C	-25 ~ +55	
Pressure Loss	KPa	≤ 40	Q=2.5m <sup>3</sup> /h, T<30 °C
Installation Position	Inlet		
Installation Mode	Threaded Connection		

#### TENTATIVE RELEASE:

This specification is based on design objectives and is strictly Preliminary and subject to change. Test data may exist, but this specification is subject to change based on the results of additional testing and evaluation. Application specific specifications will be produced for approval prior to production product being released.

Part No.	Rev	Title	Sheet No.
HS0014-000	A1	Ultrasonic Cold Water Meter Body	2 of 5

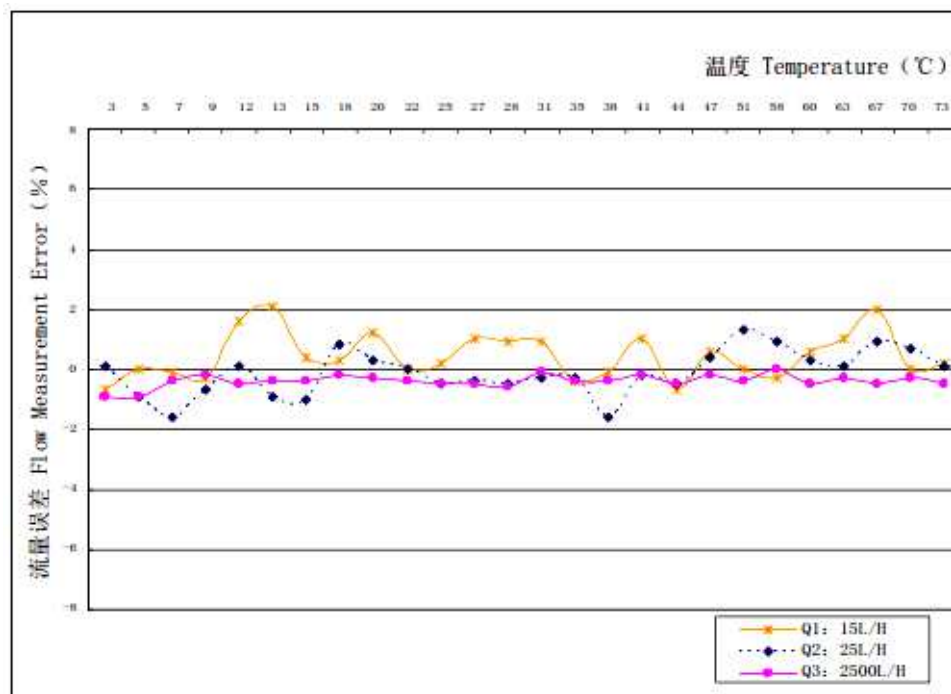
## Technical Data

### 3. Accuracy

#### a. Accuracy of measurement:

Tested Flow Rate	Actual Measurement Accuracy	National Standard for Class 2 Water Meter
Q1	± 2.5%	± 5%
Q2	± 2.5%	± 5%
Q3	± 1%	± 2%

#### b. Measurement accuracy error with temperature change



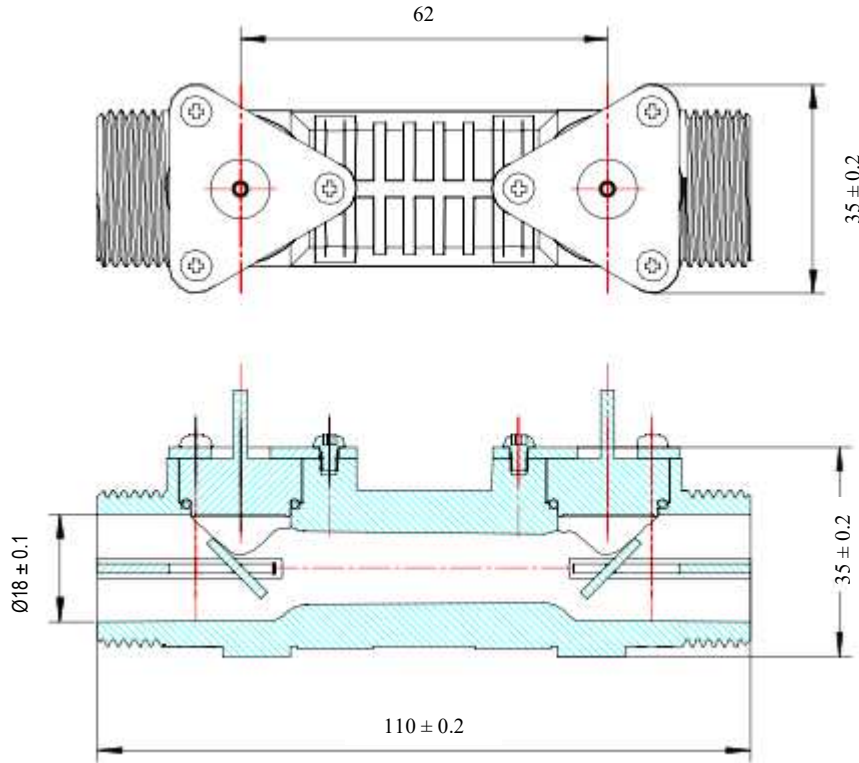
#### TENTATIVE RELEASE:

This specification is based on design objectives and is strictly Preliminary and subject to change. Test data may exist, but this specification is subject to change based on the results of additional testing and evaluation. Application specific specifications will be produced for approval prior to production product being released.

<u>Part No.</u>	<u>Rev</u>	<u>Title</u>	<u>Sheet No.</u>
HS0014-000	A1	Ultrasonic Cold Water Meter Body	3 of 5

## Technical Data

### 4. Appearance and dimensions (mm):



**TENTATIVE RELEASE:**

This specification is based on design objectives and is strictly Preliminary and subject to change. Test data may exist, but this specification is subject to change based on the results of additional testing and evaluation. Application specific specifications will be produced for approval prior to production product being released.

<u>Part No.</u>	<u>Rev</u>	<u>Title</u>	<u>Sheet No.</u>
HS0014-000	A1	Ultrasonic Cold Water Meter Body	4 of 5

## Precautions for Use:

1. The measurement error with the temperature change is recorded when the product is connected to Audiowell's circuit board. The measurement error is not guaranteed when the product is used with other circuit boards.
2. The maximum permissible hydrostatic pressure is 3.2MPa.
3. This product should only be used for water and homogeneous liquid measurement. Do not use the product for air flow measurement.
4. Precautions should be taken to prevent interference in the design of drive circuit.
5. To avoid accidents caused by product failure, the design of secondary products should include failure protection.
6. To prevent fault, failure and performance degradation of the sensors, avoid using this product in the following or similar conditions:
  - a. Intense shock or vibration
  - b. In environments that contain dissolved organic matter
  - c. The input voltage exceeds the rated maximum input voltage.

## Revision History:

Version	Date (MM/DD/YY)	DWN	Statement
A1.0	3/30/2015		New Data Sheet

### TENTATIVE RELEASE:

This specification is based on design objectives and is strictly Preliminary and subject to change. Test data may exist, but this specification is subject to change based on the results of additional testing and evaluation. Application specific specifications will be produced for approval prior to production product being released.

<u>Part No.</u>	<u>Rev</u>	<u>Title</u>	<u>Sheet No.</u>
HS0014-000	A1	Ultrasonic Cold Water Meter Body	5 of 5