



Chipsmall Limited consists of a professional team with an average of over 10 year of expertise in the distribution of electronic components. Based in Hongkong, we have already established firm and mutual-benefit business relationships with customers from,Europe,America and south Asia,supplying obsolete and hard-to-find components to meet their specific needs.

With the principle of “Quality Parts,Customers Priority,Honest Operation,and Considerate Service”,our business mainly focus on the distribution of electronic components. Line cards we deal with include Microchip,ALPS,ROHM,Xilinx,Pulse,ON,Everlight and Freescale. Main products comprise IC,Modules,Potentiometer,IC Socket,Relay,Connector.Our parts cover such applications as commercial,industrial, and automotives areas.

We are looking forward to setting up business relationship with you and hope to provide you with the best service and solution. Let us make a better world for our industry!



## Contact us

Tel: +86-755-8981 8866 Fax: +86-755-8427 6832

Email & Skype: info@chipsmall.com Web: www.chipsmall.com

Address: A1208, Overseas Decoration Building, #122 Zhenhua RD., Futian, Shenzhen, China



# 3.3V Surface Mount Crystal Clock Oscillator HSM6

# CONNOR WINFIELD



2111 Comprehensive Drive  
Aurora, Illinois 60505  
Phone: 630-851-4722  
Fax: 630-851-5040  
[www.conwin.com](http://www.conwin.com)  
US Headquarters:  
630-851-4722  
European Headquarters:  
+353-61-472221

**XO**

## Features:

1.0 to 170 MHz  
3.3V Operation  
RoHS Compliant  
Tri-State Enable/Disable  
Power Saving Function: 10uA When Disabled  
Overall Frequency Tolerance:  
HSM613 ± 25 ppm  
HSM623 ± 50 ppm  
HSM633 ± 100 ppm  
Temperature Range: -40 to 85°C  
Ceramic Surface Mount Package  
Tape and Reel Packaging

The Connor-Winfield HSM613, HSM623, and HSM633 are 7.5mm x 5mm, 3.3V HCMOS, Surface Mount, Fixed Frequency Crystal Oscillators (XO) designed for use in all applications requiring precision clocks. The RoHS compliant surface mount package is designed for high-density mounting and is optimum for mass production.

## Absolute Maximum Ratings

Parameter	Minimum	Nominal	Maximum	Units	Notes
Storage Temperature	-55	-	125	°C	
Supply Voltage (Vcc)	-0.5	-	5.0	Vdc	

## Operating Specifications

Parameter	Minimum	Nominal	Maximum	Units	Notes
Frequency Range (Fo)	1.0	-		MHz	
HSM613			125		
HSM623			170		
HSM633			170		
Frequency Tolerance		-		ppm	1
HSM613	-25		25		
HSM623	-50		50		
HSM633	-100		100		
Operating Temp Range	-40	-	85	°C	
Supply Voltage (Vdd)	3.0	3.3	3.6	Vdc	
Supply Current (Icc)	-	-		mA	
1.000 to 31.999 MHz			15		
32 to 49.999 MHz			20		
50 to 66.999 MHz			25		
67 to 124.999 MHz			40		
125 to 170 MHz			50		

## Input Characteristics

Parameter	Minimum	Nominal	Maximum	Units	Notes
Enable Voltage - (Vih)	≥ 70% Vdd	-	-	Vdc	2
Disable Voltage - (Vil)	-	-	≤ 30% Vdd	Vdc	
Enable Time	-	-	10	mS	
Disable Time	-	-	150	nS	
Output Disable Current (Icc)	-	-	10	uA	

## HCMOS Output Characteristics

Parameter	Minimum	Nominal	Maximum	Units	Notes
Load	-	-	15	pF	
Voltage High (Voh)	2.91	-	-	Vdc	
Low (Vol)	-	-	0.33		
Current High (Ioh)	-2	-	-	mA	
Low (Iol)	-	-	2		
Duty Cycle at 50% of Vcc	45	50	55	%	
Rise / Fall Time: 20% to 80%					
1.000 to 19.999 MHz	-	3.0	6.0	nS	
20.00 to 49.999 MHz	-	2.0	4.0		
50.00 to 99.9999 MHz	-	1.5	3.0		
100.00 to 170 MHz	-	0.5	1.0		
Start-Up Time	-	-	10	mS	
Jitter (10 Hz to 20 MHz)	-	-	5	pS RMS	
(12 kHz to 20 MHz)	-	-	1		

### Notes:

- Inclusive of calibration @ 25°C, frequency stability vs temperature, supply voltage change, load change, shock and vibration, 10 years aging.
- Oscillator output is enabled with no connection on pad 1

Specifications subject to change without notice. All dimensions in inches. © Copyright 2012 The Connor-Winfield Corporation



Bulletin **Sm044**  
Revision **13**  
Date **27 March 2012**





## Package Characteristics

Package Hermetically sealed ceramic package and metal cover

## Environmental Characteristics

Temperature Cycle The specimen shall meet electrical characteristics after tested 5 cycles of -55°C / 30 minutes and +125°C / 30 minutes

Hermetical No bubbles appear in Flourinert (FC-43) at 125°C ±5°C for 5 minutes

Solvent Resistance Marking will withstand immersion in Isopropyl Alcohol or Trichloroethylene

## Soldering

General Conditions 260°C max x 10 sec max x 2 times max or 230°C max x 180 sec max x 1 time

Typical Operation Data (Vapor phase reflow)  
20 to 100 sec up to 215°C, 50 sec  
at 215°C, then down to room temperature per 1 to 5°C / sec

## Mechanical Characteristics

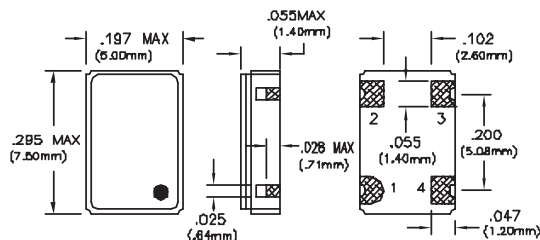
Free Drop The specimen shall meet electrical characteristics after tested 3 times, Free Drop testing on the hard wooden board from a height of 75 cm.

Vibration The specimen shall meet electrical characteristics after tested by the following conditions: 10-55Hz 1.5mm Amplitude, 55-2000 Hz 20 G's, 2 hours for each plane

Thermal Shock After applied Thermal Shock of 260°C max x 10 sec max x 2 times, or 230°C max x 180 sec max, the specimen shall meet electrical characteristics

Solderability (EIAJ-RCX-0102.101 Condition 1a)  
1) Flux: MIL-F-14256 (WW Rosin=25%, Isopropyl Alcohol = 75%)  
2) Solder: QQ-S-571 (Sn = 63%, Pb = 37%)  
3) Solder bath temperature: 235°C ±5°C  
4) Depth of immersion: Up to electrical terminal  
5) Immersing time: Within 2 sec ±0.5 sec into solder bath

After performing the above procedures, a newly soldered coverage shall be greater than 90%

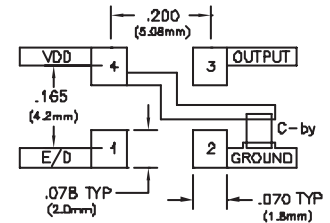


Dimensional Tolerance: ±.02" (.508mm)  
±.005" (.127mm)

## Pin Connections

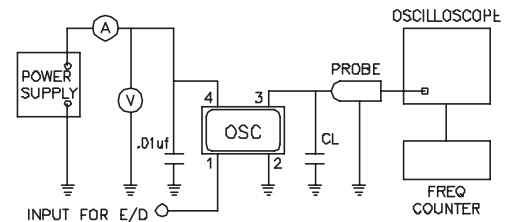
- 1: Tri-State E/D
- 2: Ground
- 3: Output
- 4: VDD

## Suggested Pad Layout

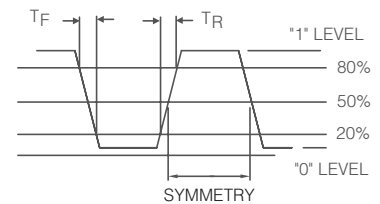


Bypass capacitor, C-by, should be ceramic capacitor ≥ .01µf.

## Test Circuit



## Output Waveform



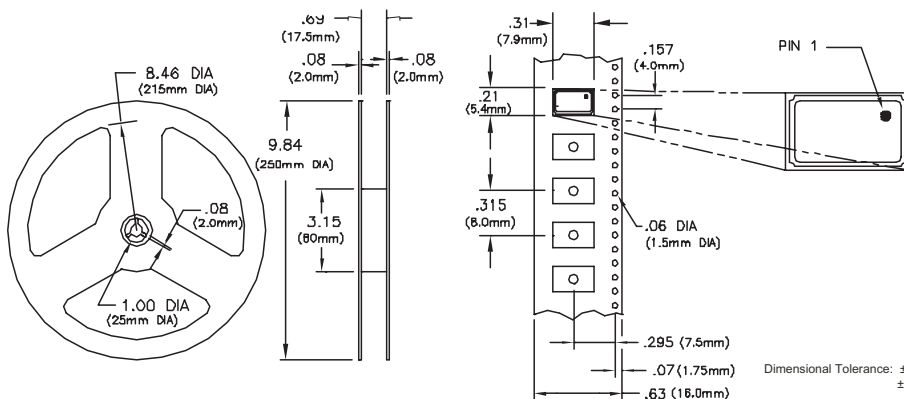
## Ordering Information

HSM633 - 125.0M

CLOCK SERIES

CENTER FREQUENCY

## Tape and Reel Dimensions



MEETS EIA-481A AND EIAJ-1009B  
2,000 PCS/REEL

Bulletin **Sm044**  
Revision **13**  
Date **27 March 2012**