



Chipsmall Limited consists of a professional team with an average of over 10 year of expertise in the distribution of electronic components. Based in Hongkong, we have already established firm and mutual-benefit business relationships with customers from,Europe,America and south Asia,supplying obsolete and hard-to-find components to meet their specific needs.

With the principle of “Quality Parts,Customers Priority,Honest Operation,and Considerate Service”,our business mainly focus on the distribution of electronic components. Line cards we deal with include Microchip,ALPS,ROHM,Xilinx,Pulse,ON,Everlight and Freescale. Main products comprise IC,Modules,Potentiometer,IC Socket,Relay,Connector.Our parts cover such applications as commercial,industrial, and automotives areas.

We are looking forward to setting up business relationship with you and hope to provide you with the best service and solution. Let us make a better world for our industry!



Contact us

Tel: +86-755-8981 8866 Fax: +86-755-8427 6832

Email & Skype: info@chipsmall.com Web: www.chipsmall.com

Address: A1208, Overseas Decoration Building, #122 Zhenhua RD., Futian, Shenzhen, China



HSMS-285Y

Zero Bias Schottky Detector Diodes In Surface Mount SOD-523 Package



Data Sheet

Description/Applications

The HSMS-285Y of Avago Technologies is a zero bias Schottky detector diodes that designed and optimized for use in small signal (Pin < -20 dBm) applications at frequencies below 1.5 GHz. It is ideal for RF/ID and RF Tag applications where primary (DC bias) power is not available.

The device is housed in a miniature low cost surface mount SOD-523 package. This miniature package is particularly useful in the application where board space is the major concern.

Table 1. Absolute Maximum Ratings ^[1] at Tc = +25°C

Symbol	Parameter	Unit	Max Rating
P _{IV}	Peak Inverse Voltage	V	2.0
T _J	Junction Temperature	°C	150
T _{STG}	Storage Temperature	°C	-65 to 150
T _{OP}	Operating Temperature	°C	-65 to 150
θ _{jb}	Thermal Resistance ^[2]	°C/W	175

Notes:

1. Operation in excess of any one of these conditions may result in permanent damage to the device.
2. Thermal Resistance is measured from junction to board using IR method.

Features

- Space saving SOD-523 package
- High Detection Sensitivity :
- Up to 50mV/uW at 915 MHz
- Low Flicker Noise :
-162 dBV/Hz at 100 Hz
- Tape and Reel Options Available
- MSL 1 & Lead Free

Package Marking and Pin Connections



Note: Package marking provides orientation and identification
"R" = Device Code
"?" = Month code indicates the month of manufacture



Attention: Observe precautions for handling electrostatic sensitive devices.

ESD Machine Model <30V

ESD Human Body Model =200 V

Refer to Avago Technologies Application Note A004R: *Electrostatic Discharge, Damage and Control.*

Table 2. Electrical Specifications at Tc = +25°C

	Maximum Forward Voltage VF (mV)		Maximum Reverse Leakage IR (uA)	Typical Capacitance CT (pF)
	150	250	175	0.30
Test Conditions	IF = 0.1 mA	IF = 1.0 mA	VR = 2V	VR = -0.5 V to -1.0 V f = 1MHz

Table 3. RF Electrical Specifications, Tc = +25°C

	Typical Tangential Sensitivity TSS (dBm) @ f = 915 MHz	Typical Voltage Sensitivity γ (mV/ μ W) @ f = 915 MHz	Typical Video Resistance RV (K Ω)
	-57	40	8.0
Test Conditions	Video Bandwidth = 2 MHz Zero Bias	Power in = -40 dBm RL = 100 K Ω , Zero Bias	Zero Bias

Typical Parameters

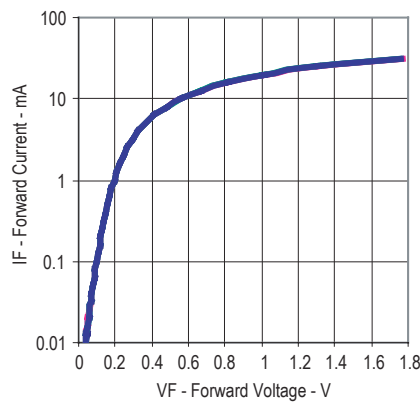


Figure 1. Typical Forward Current vs Forward Voltage.

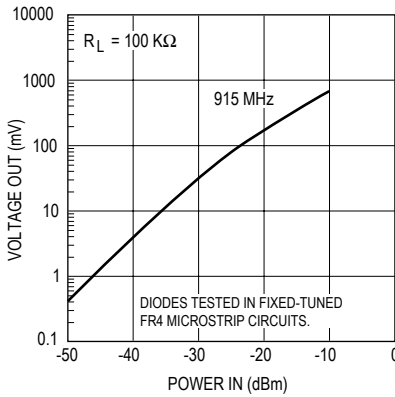


Figure 2. 25°C Output Voltage vs Input Power at Zero Bias.

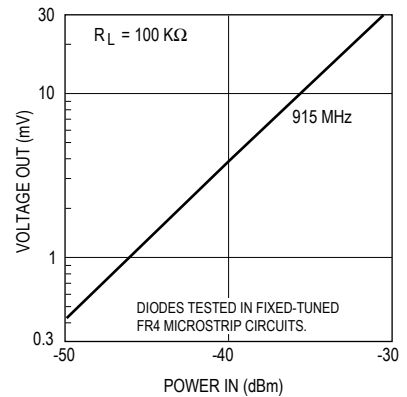


Figure 3. 25°C Expanded Output Voltage vs Input Power. See Figure 2.

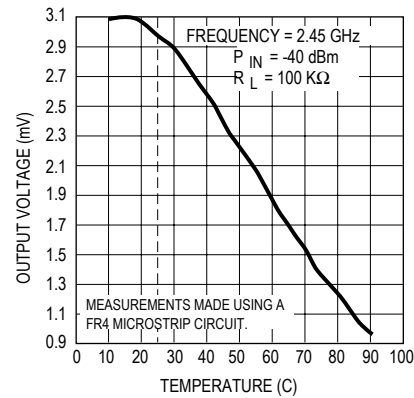
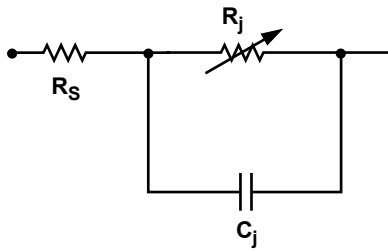


Figure 4. Output Voltage vs Temperature.

Equivalent Linear Circuit Model

HSMS-285x chip



R_S = series resistance (see Table of SPICE parameters)

C_j = junction capacitance (see Table of SPICE parameters)

$$R_j = \frac{8.33 \times 10^{-5} \text{ nT}}{I_b + I_s}$$

where

I_b = externally applied bias current in amps

I_s = saturation current (see table of SPICE parameters)

T = temperature, K

n = ideality factor (see table of SPICE parameters)

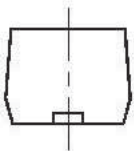
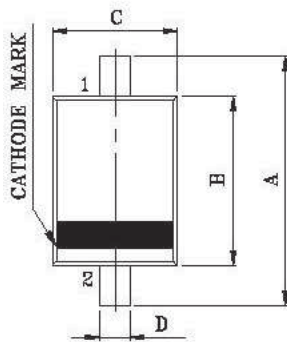
Note:

To effectively model the packaged HSMS-285x product, please refer to Application Note AN1124.

SPICE Parameters

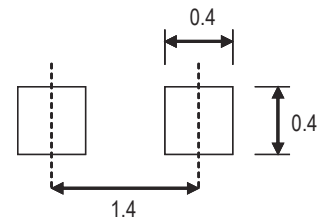
Parameter	Units	HSMS-285x
B_V	V	3.8
C_{J0}	pF	0.18
E_G	eV	0.69
I_{BV}	A	3E -4
I_S	A	3E -6
N		1.06
R_S	Ω	25
$P_B (V_J)$	V	0.35
$P_T (XTI)$		2
M		0.5

Package Outline and Dimension



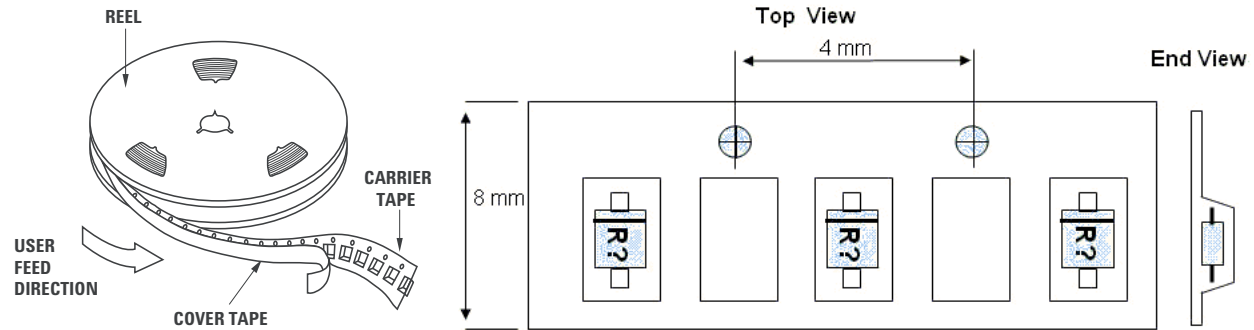
DIM	MILLIMETERS
A	1.60±0.10
B	1.20±0.10
C	0.80±0.10
D	0.30±0.05
E	0.60±0.10
F	0.13±0.05

PCB Footprint

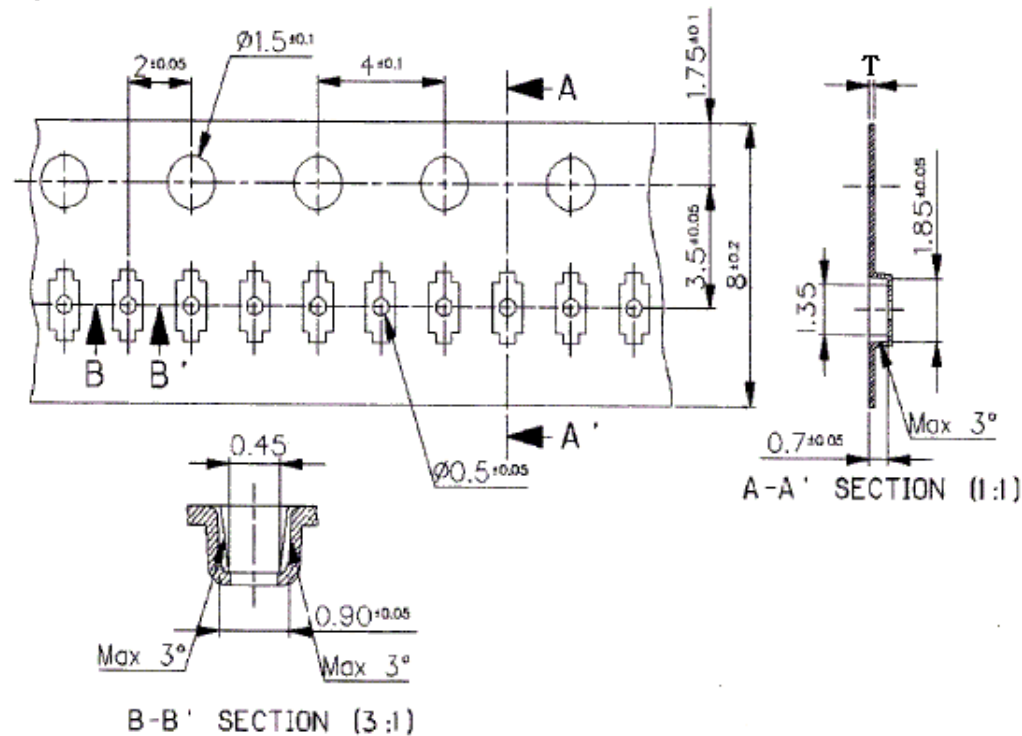


Unit : mm

Device Orientation



Tape Dimensions



Specification < Unit : mm >

hole pitch : 50 Pitch Tolerance : 200 ± 0.3

General Tolerance : ± 0.1

Surface resistance : $10^4 \sim 10^8 \Omega$

Part Number Ordering Information

Part number	No. of Units	Container
HSMS-285Y-BLKG	100	Anti-static bag
HSMS-285Y-TR1G	3000	7" reel

For product information and a complete list of distributors, please go to our web site: www.avagotech.com

Avago, Avago Technologies, and the A logo are trademarks of Avago Technologies, Limited in the United States and other countries. Data subject to change. Copyright © 2006 Avago Technologies Limited. All rights reserved. Obsoletes AV01-0117EN AV01-0690EN - December 21, 2006

AVAGO
TECHNOLOGIES