



Chipsmall Limited consists of a professional team with an average of over 10 year of expertise in the distribution of electronic components. Based in Hongkong, we have already established firm and mutual-benefit business relationships with customers from,Europe,America and south Asia,supplying obsolete and hard-to-find components to meet their specific needs.

With the principle of “Quality Parts,Customers Priority,Honest Operation,and Considerate Service”,our business mainly focus on the distribution of electronic components. Line cards we deal with include Microchip,ALPS,ROHM,Xilinx,Pulse,ON,Everlight and Freescale. Main products comprise IC,Modules,Potentiometer,IC Socket,Relay,Connector.Our parts cover such applications as commercial,industrial, and automotives areas.

We are looking forward to setting up business relationship with you and hope to provide you with the best service and solution. Let us make a better world for our industry!



Contact us

Tel: +86-755-8981 8866 Fax: +86-755-8427 6832


Email & Skype: info@chipsmall.com Web: www.chipsmall.com

Address: A1208, Overseas Decoration Building, #122 Zhenhua RD., Futian, Shenzhen, China



HV Supercapacitors

Cylindrical cells



Features

- Ultra low ESR for high power density
- UL recognized

Applications

- Electric, Gas, Water smart meters
- Controllers
- RF radio power
- Solar capture
- Storage servers
- Pulse power
- Backup power

Description

Eaton supercapacitors are high reliability, high power, ultra-high capacitance energy storage devices utilizing electrochemical double layer capacitor (EDLC) construction combined with proprietary materials and processes. This combination of advanced technologies allows Eaton to offer a wide variety of capacitor solutions tailored to applications for backup power, pulse power and hybrid power systems. They can be applied as the sole energy storage or in combination with batteries to optimize cost, life time and run time. System requirements can range from a few microwatts to megawatts. All products feature low ESR for high power density with environmentally friendly materials for a green power solution. Eaton supercapacitors are maintenance-free with design lifetimes up to 20 years and operating temperatures down to -40 °C and up to +85 °C.



Powering Business Worldwide

Ratings

Capacitance	1.0 F to 100 F
Maximum working voltage	2.7 V
Surge voltage	3.0 V
Capacitance tolerance	-10% to +30%
Operating temperature range	-40 °C to +65 °C
Extended temperature range	-40 °C to +85 °C (with linear voltage derating to 2.3 V @ 85 °C)

Specifications

Capacitance ¹ (F)	Part Number	Maximum Initial ESR ¹ (Ω)	Nominal Leakage Current ² (μA)	Stored Energy ³ (mWh)	Peak Power ⁴ (W)	Pulse Current ⁵ (A)	Continuous Current ⁶ (A)	Typical Thermal Resistance ⁷ , Rth (°C/W)	Short Circuit Current ⁸ (A)
1	HV0810-2R7105-R	0.200	10	1.0	9.1	1.1	0.8	120	14
3	HV0820-2R7305-R	0.080	15	3.0	23	3.3	1.6	76	34
5	HV1020-2R7505-R	0.040	20	5.1	46	5.6	2.3	73	68
6	HV0830-2R7605-R	0.040	20	6.1	46	6.5	2.8	47	68
10	HV1030-2R7106-R	0.034	23	10	54	10	3.3	40	79
15	HV1325-2R7156-R	0.030	23	15	61	14	3.1	53	90
25	HV1625-2R7256-R	0.027	45	25	68	20	3.4	47	100
35	HV1245-2R7356-R	0.020	51	35	91	28	5.8	22	135**
35	HV1635-2R7356-R	0.024	51	35	76	26	4.0	39	113
60	HV1840-2R7606-R	0.018	110	61	101	39	5.7	26	150**
100	HV1860-2R7107-R	0.012	260	101	152	61	11	10	225**

** Repeated short circuit current will permanently damage the leads and cause an open failure.

Performance

Parameter	Capacitance change (% of initial value)	ESR (% of maximum initial value)
Life (1000 hours @ +65 °C @ 2.7 Vdc)	≤ 30%	≤ 200%
Storage (3 years, uncharged, <+35 °C)	≤ 5%	≤ 110%
Cycle Life ⁹ (500,000 cycles)	≤ 30%	≤ 200%

1. Capacitance and Equivalent Series Resistance (ESR) measured according to IEC62391-1 at +20 °C, with current in milliamps (mA) = 8°C*V

2. Leakage current at 20 °C after 72 hour charge and hold

3. Energy (mWh) = $\frac{1}{2} * C * V^2 * 1000$

4. Peak Power (W) = $\frac{V^2}{4 * ESR}$

5. Pulse Current in Amps (A), 1 second discharge from rated voltage to half rated voltage = $\frac{1/2 * C * V}{(1 + ESR * C)}$

6. Continuous current with a 15 °C temperature rise. Continuous current (A) = $\sqrt{\frac{W}{ESR * Rth}}$

7. Thermal resistance (Rth) cell body temperature to ambient in open air in degrees C per Watt (°C/W)

8. Short circuit current is for safety information only. Do not use as operating current.

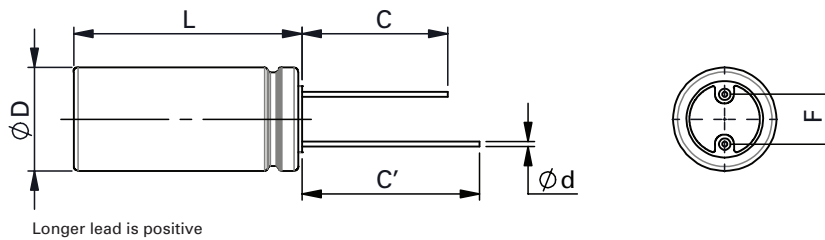
9. Cycling between rated voltage and half voltage, 3 seconds rest at +20 °C

Safety and Certifications

Regulatory	UL810a, RoHS
Warnings	Do not overvoltage, do not reverse polarity
Shipping	UN3499, <0.3Wh, Non-hazardous goods

Dimensions (mm)

Part Number	ØD nominal	ØD maximum	L maximum	F ±0.50	Ød ±0.02	C minimum	C' minimum	Typical mass (grams/pieces)
HV0810-2R7105-R	8.0	8.5	13.5	3.5	0.50	20.0	25.0	1.2
HV0820-2R7305-R	8.0	8.5	21.0	3.5	0.50	20.0	25.0	1.4
HV1020-2R7505-R	10.0	10.5	22.3	5.0	0.60	20.0	25.0	2.3
HV0830-2R7605-R	8.0	8.5	31.0	3.5	0.50	20.0	25.0	2.1
HV1030-2R7106-R	10.0	10.5	31.5	5.0	0.60	20.0	25.0	3.2
HV1325-2R7156-R	13.0	13.5	28.4	5.0	0.60	20.0	25.0	4.5
HV1625-2R7256-R	16.0	16.5	28.4	7.5	0.80	20.0	25.0	7.3
HV1245-2R7356-R	12.5	12.9	49.0	5.0	0.60	20.0	25.0	8.0
HV1635-2R7356-R	16.0	16.5	38.0	7.5	0.80	20.0	25.0	9.3
HV1840-2R7606-R	18.0	18.5	42.0	7.5	0.80	20.0	25.0	13.0
HV1860-2R7107-R	18.0	18.5	60.5	7.5	0.80	20.0	25.0	20.0



Part numbering system

HV	1860	-2R7	10	7	-R	
Family code	Size reference (mm)		Voltage (V) R = decimal	Capacitance (µF) Value	Multiplier	RoHS compliant
HV = Family Code	Diameter = 18	Length = 60	2R7 = 2.7 V	Example 107 = 10 x 10 ⁷ µF or 100 F		

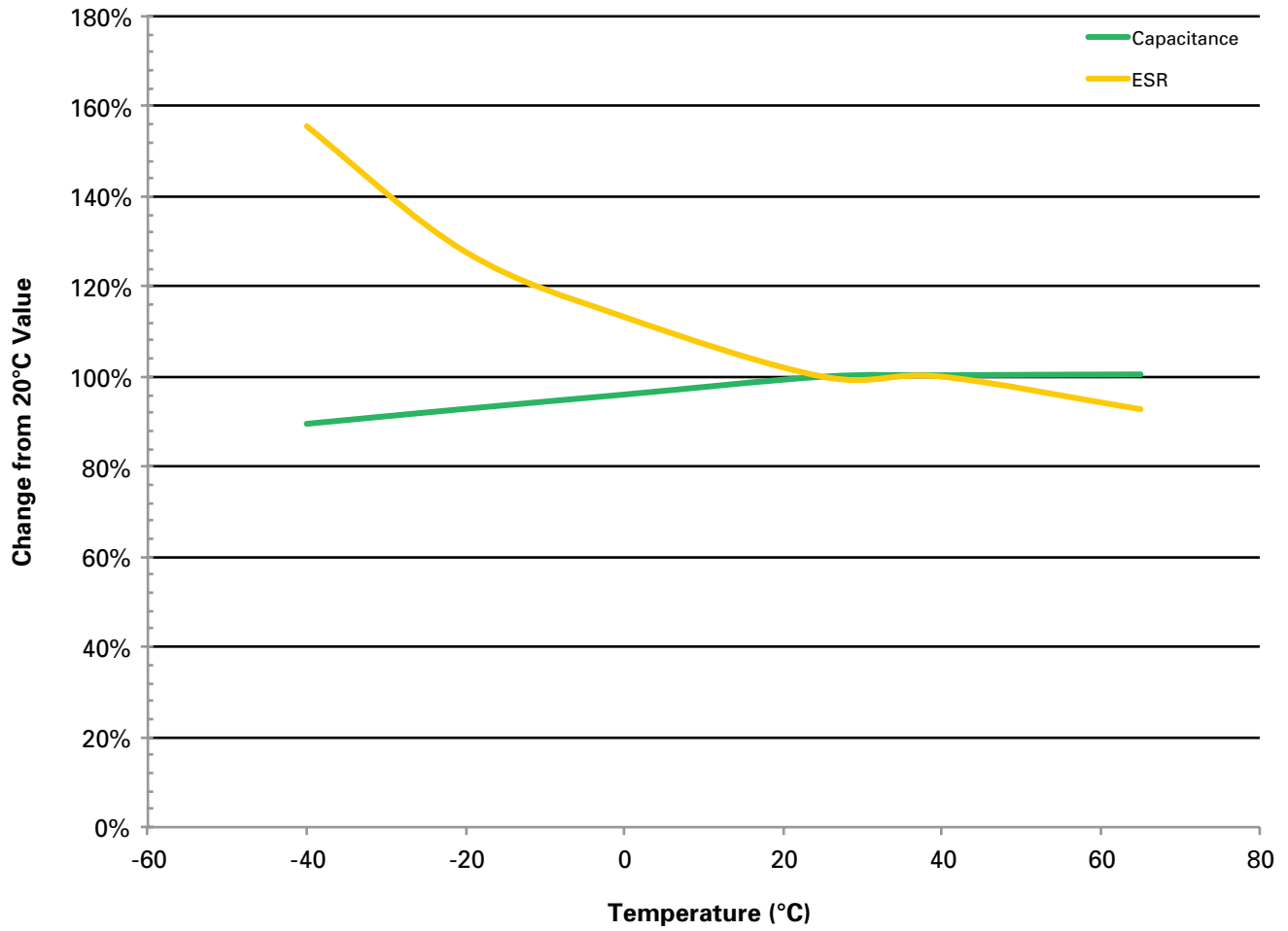
Packaging information

- Standard packaging: Bulk, 100 units per bag (8 mm - 13 mm diameter)
- 16 mm - 18 mm diameter products: Bulk package quantity varies by size.

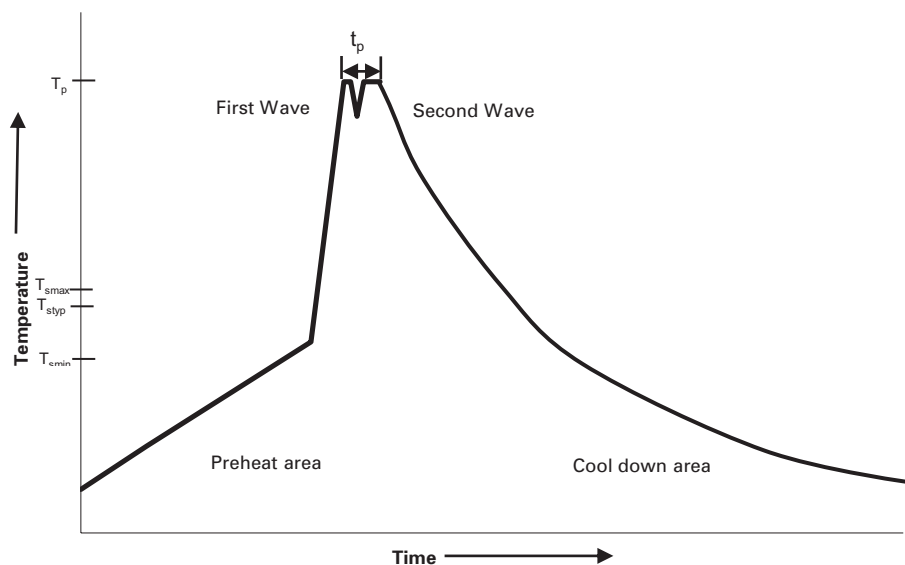
Part marking

- Manufacturer
- Capacitance (F)
- Max operating voltage (V)
- Family code (or part number)
- Polarity

Temperature vs. Capacitance and ESR



Wave solder profile



Profile Feature	Standard SnPb Solder	Lead (Pb) Free Solder
Preheat and soak	• Temperature max. (T_{smax}) • Time max.	100 °C 60 seconds
Δ preheat to max Temperature	160 °C max.	160 °C max.
Peak temperature (T_p)*	220 °C – 260 °C	250 °C – 260 °C
Time at peak temperature (t_p)	10 seconds max 5 seconds max each wave	10 seconds max 5 seconds max each wave
Ramp-down rate	~ 2 K/s min ~3.5 K/s typ ~5 K/s max	~ 2 K/s min ~3.5 K/s typ ~5 K/s max
Time 25 °C to 25 °C	4 minutes	4 minutes

Manual solder

+350 °C, 4-5 seconds. (by soldering iron), generally manual, hand soldering is not recommended.

Cleaning/Washing

Avoid cleaning of circuit boards, however if the circuit board must be cleaned use static or ultrasonic immersion in a standard circuit board cleaning fluid for no more than 5 minutes and a maximum temperature of +60 °C. Afterwards thoroughly rinse and dry the circuit boards. In general, treat supercapacitors in the same manner you would an aluminum electrolytic capacitor.

Life Support Policy: Eaton does not authorize the use of any of its products for use in life support devices or systems without the express written approval of an officer of the Company. Life support systems are devices which support or sustain life, and whose failure to perform, when properly used in accordance with instructions for use provided in the labeling, can be reasonably expected to result in significant injury to the user.

Eaton reserves the right, without notice, to change design or construction of any products and to discontinue or limit distribution of any products. Eaton also reserves the right to change or update, without notice, any technical information contained in this bulletin.

Eaton
Electronics Division
1000 Eaton Boulevard
Cleveland, OH 44122
United States
www.eaton.com/elx

© 2016 Eaton
All Rights Reserved
Printed in USA
Publication No. 4376-BU-MC16012
May 2016

Eaton is a registered trademark.

All other trademarks are property of their respective owners.