



Chipsmall Limited consists of a professional team with an average of over 10 year of expertise in the distribution of electronic components. Based in Hongkong, we have already established firm and mutual-benefit business relationships with customers from,Europe,America and south Asia,supplying obsolete and hard-to-find components to meet their specific needs.

With the principle of “Quality Parts,Customers Priority,Honest Operation,and Considerate Service”,our business mainly focus on the distribution of electronic components. Line cards we deal with include Microchip,ALPS,ROHM,Xilinx,Pulse,ON,Everlight and Freescale. Main products comprise IC,Modules,Potentiometer,IC Socket,Relay,Connector.Our parts cover such applications as commercial,industrial, and automotives areas.

We are looking forward to setting up business relationship with you and hope to provide you with the best service and solution. Let us make a better world for our industry!



Contact us

Tel: +86-755-8981 8866 Fax: +86-755-8427 6832

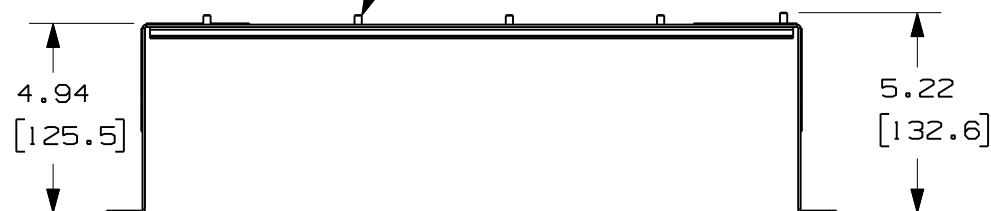
Email & Skype: info@chipsmall.com Web: www.chipsmall.com

Address: A1208, Overseas Decoration Building, #122 Zhenhua RD., Futian, Shenzhen, China

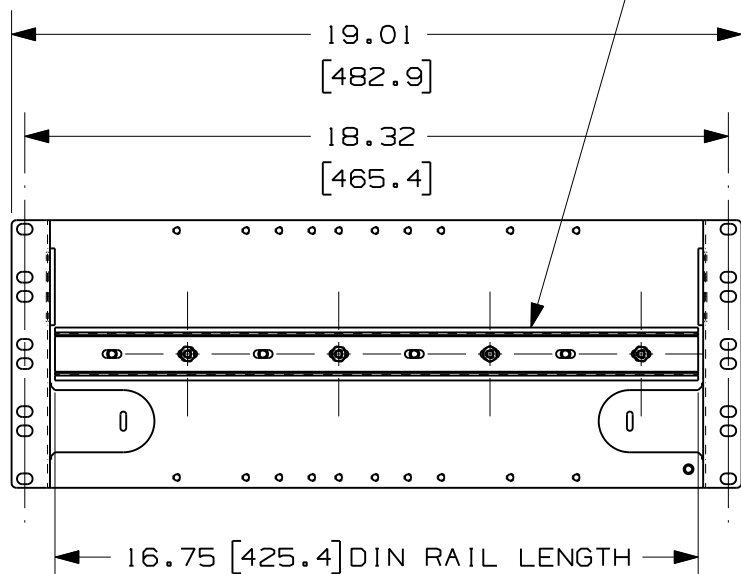


THIS COPY IS PROVIDED ON A RESTRICTED BASIS AND IS NOT TO BE USED IN ANY WAY DETRIMENTAL TO THE INTERESTS OF PANDUIT CORP.

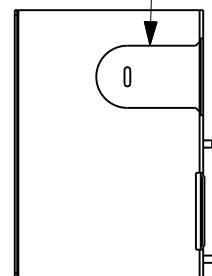
#10-32 THREADED STUDS FOR OPTIONAL MOUNTING OF DIN RAIL TO THE BACK OF THE PANEL



DIN RAIL, 35mm x 7.5mm

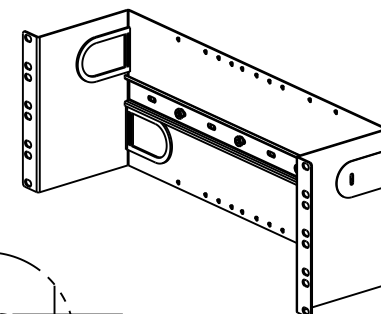


KNOCKOUTS FOR PASS THROUGH GROMMETS, 4 LOCATIONS



NOTES:

- VISIT OUR ON-LINE CATALOG AT WWW.PANDUIT.COM FOR A CURRENT LIST OF PRODUCTS APPLICABLE FOR USE WITH THIS PART.
- COMPONENTS:
 - 1 - 19" EIA RACK PANEL
 - 1 - 35mm x 7.5mm DIN RAIL
 - 2 - CABLE PASS THROUGH GROMMETS
 - 1 - BAG OF (4) #12-24 MOUNT SCREWS
 - 1 - BAG OF (4) M6 METRIC SCREWS
- DIMENSIONS IN PARENTHESES ARE IN METRIC.



FULL R

.41 TYP.
[10.3]

DETAIL A

.28 TYP.
[7.1]

CAD FILENAME/LAYERS VO1759EY_DC_02A.PRT

PANDUIT CORP TINLEY PARK, ILLINOIS

19" DIN RAIL PANEL
IADBIN4 CUSTOMER DRAWING

UNLESS OTHERWISE SPECIFIED, DIMENSIONAL TOLERANCES ARE:

1.X1 ± .010 (1.31)
1.XX ± .03 (1.81)
ANGLES ±

UNLESS OTHERWISE SPECIFIED, ALL DIMENSIONS ARE GIVEN IN INCHES, THIRD ANGLE PROJECTION

DRAWN BY WWL

MAT'L/COLOR:

SCALE 1:5

DATE 1-26-11

DRAWING NO. VO1759EY_DC

DWG
A
SIZE

O2A 1-26-11 WWL RELEASED TO PRODUCTION

VO1759EY

REV DATE BY CHK DESCRIPTION

ECN

CHK

CUST

SUP