



Chipsmall Limited consists of a professional team with an average of over 10 year of expertise in the distribution of electronic components. Based in Hongkong, we have already established firm and mutual-benefit business relationships with customers from,Europe,America and south Asia,supplying obsolete and hard-to-find components to meet their specific needs.

With the principle of “Quality Parts,Customers Priority,Honest Operation,and Considerate Service”,our business mainly focus on the distribution of electronic components. Line cards we deal with include Microchip,ALPS,ROHM,Xilinx,Pulse,ON,Everlight and Freescale. Main products comprise IC,Modules,Potentiometer,IC Socket,Relay,Connector.Our parts cover such applications as commercial,industrial, and automotives areas.

We are looking forward to setting up business relationship with you and hope to provide you with the best service and solution. Let us make a better world for our industry!



Contact us

Tel: +86-755-8981 8866 Fax: +86-755-8427 6832

Email & Skype: info@chipsmall.com Web: www.chipsmall.com

Address: A1208, Overseas Decoration Building, #122 Zhenhua RD., Futian, Shenzhen, China



Proximity Sensors Inductive

Thermoplastic Polyester Housing

Type IC 40, 40 x 40 x 118 mm



- Rotable-head, 5 positions
- Mounting dimensions in accordance with DIN 43694
- Thermoplastic polyester housing
- Sensing distance: 30 mm
- LED-indication for power and output ON
- Fully protected
- DC types 4-wire NO & NC, 10-30 VDC
- AC/DC types 2-wire NO or NC, 20-250 VAC/DC
- AC type 2-wire NO & NC

Product Description

Inductive proximity switch in standard limit switch housing. Rugged polyester housing. Sensing face adjustable in up to 5 positions. 2-wire AC/DC for maximum efficiency.

Ordering Key **IC40CNN30NAT1**

Ind. prox. switch	_____
Housing style	_____
Housing size	_____
Housing material	_____
Housing length	_____
Detection principle	_____
Sensing distance	_____
Output type	_____
Output configuration	_____
Connection	_____

Type Selection - DC

Rated operating dist. (S _n)	Ordering no. Transistor NPN Normally open & normally closed	Ordering no. Transistor PNP Normally open & normally closed
30 mm ¹⁾	IC40CNN30NAT1	IC40CNN30PAT1

¹⁾ For non-flush mounting

Type Selection - AC and AC/DC

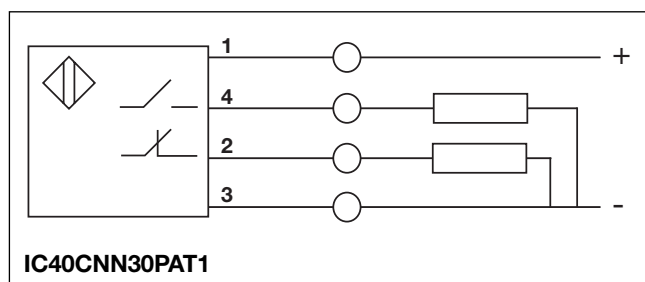
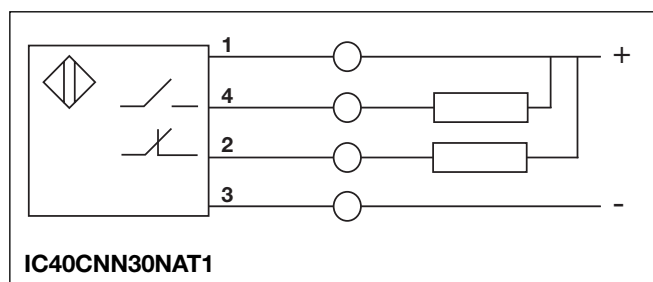
Rated operating dist. (S _n)	Ordering no. Power MOSFET Normally open, AC/DC	Ordering no. Power MOSFET Normally closed, AC/DC	Ordering no. Power MOSFET Normally open & closed, AC
30 mm ¹⁾	IC40CNN30COT1	IC40CNN30CCT1	IC40CNN30TAT1 ²⁾

¹⁾ For non-flush mounting
²⁾ Delivered: NO

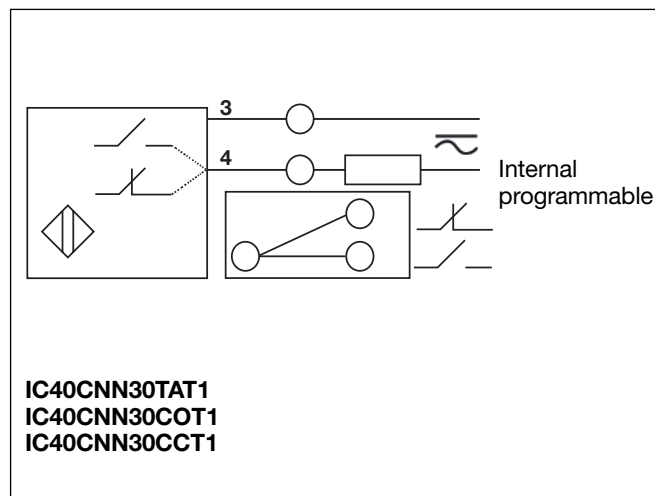
Specifications

	Transistor NPN/PNP	Power MOSFET output AC types
Rated operational voltage (U_B)	10 to 30 VDC (rippled included)	20 to 250 VAC/VDC (VAC: 45 to 65 Hz)
Ripple	$\leq 15\%$	-
Rated operational current (I_o)		
Continuous	≤ 200 mA	5 - 200 mA @ 25°C 5 - 160 mA @ 70°C
Short-time	-	≤ 2 A, $t \leq 20$ ms (Max. 1 pulse per s)
No-load supply current (I_o)	≤ 25 mA	-
Minimum load current	-	5 mA
OFF-state current (I_r) (leakage)	50 μ A	≤ 2.5 mA
Voltage drop (U_d)	< 1.5 VDC	≤ 10.0 VAC; ≤ 8.0 VDC
Protection	Reverse polarity, short-circuit	Short-circuit (except for IC40CNN30TAT1)
Power ON delay	≤ 100 ms	≥ 100 ms
Frequency of operating cycles (f)	≤ 100 Hz	≤ 25 Hz AC; 40 Hz DC
Indication for supply ON (LED 2)	LED, green	LED, green
Indication for output ON (LED 1)	LED, red	LED, red
Rated operating dist. (S_n)	30 mm	30 mm
Repeat accuracy (R)	$\leq 1\%$	$\leq 1\%$
Hysteresis (H) (Differential travel)	3 to 20% of sensing distance	3 to 20% of sensing distance
Effective operating dist. (S_r)	$0.9 \times S_n \leq S_r \leq 1.1 \times S_n$	$0.9 \times S_n \leq S_r \leq 1.1 \times S_n$
Usable operating dist. (S_u)	$0.9 \times S_r \leq S_u \leq 1.1 \times S_r$	$0.9 \times S_r \leq S_u \leq 1.1 \times S_r$
Ambient temperature		
Operating	-25° to +70°C (-13° to +158°F)	-25° to +70°C (-13° to +158°F)
Storage	-30° to +80°C (-22° to +176°F)	-30° to +80°C (-22° to +176°F)
Degree of protection	IP 67(Nema 1, 3, 4, 6, 13)	IP 67 (Nema 1, 3, 4, 6, 13)
Shock resistance	30 G/ 11 ms	30 G/ 11 ms
Vibration resistance	10 to 50 Hz/1 mm/5 min.	10 to 50 Hz/1 mm/5 min.
Housing material	PBT	PBT
Terminal block	4 terminals for 2 x 2.5 mm ² wires, self-lifting	2 terminals for 2 x 2.5 mm ² wires, self-lifting
Cable gland	M20 x 1.5	M20 x 1.5
Weight	200 g	200 g
CE-marking	Yes	Yes

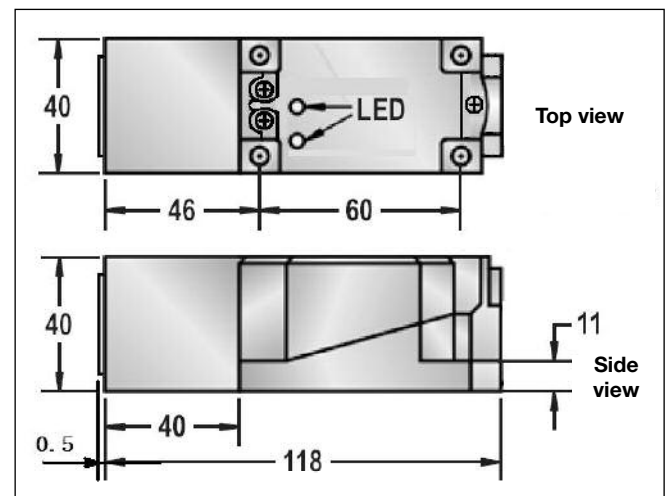
Wiring Diagrams



Wiring Diagrams (cont.)



Dimensions



Installation Hints

Installation examples

Sensing surface on head ("top"); other orientations of the sensing surface mean deviations from nominal sensing distance.

Figure 1

$a \text{ (mm)} \geq 40$
 $S_n \text{ (mm)} \leq 20$

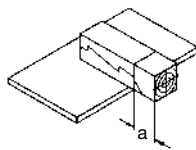


Figure 2

$a \text{ (mm)} \geq 40$
 $S_n \text{ (mm)} \leq 25$

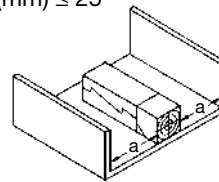
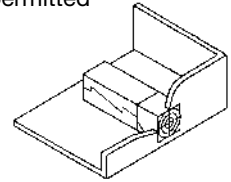


Figure 3

Flush mounting not permitted



Adjacent mounting

To avoid cross-interference when mounting the sensors next to each other, the given separations (a) should be maintained.

Figure 4

$a \text{ (mm)} \geq 120$

