



Chipsmall Limited consists of a professional team with an average of over 10 year of expertise in the distribution of electronic components. Based in Hongkong, we have already established firm and mutual-benefit business relationships with customers from,Europe,America and south Asia,supplying obsolete and hard-to-find components to meet their specific needs.

With the principle of “Quality Parts,Customers Priority,Honest Operation,and Considerate Service”,our business mainly focus on the distribution of electronic components. Line cards we deal with include Microchip,ALPS,ROHM,Xilinx,Pulse,ON,Everlight and Freescale. Main products comprise IC,Modules,Potentiometer,IC Socket,Relay,Connector.Our parts cover such applications as commercial,industrial, and automotives areas.

We are looking forward to setting up business relationship with you and hope to provide you with the best service and solution. Let us make a better world for our industry!



Contact us

Tel: +86-755-8981 8866 Fax: +86-755-8427 6832

Email & Skype: info@chipsmall.com Web: www.chipsmall.com

Address: A1208, Overseas Decoration Building, #122 Zhenhua RD., Futian, Shenzhen, China

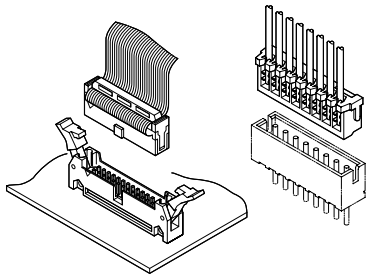


APPLICATION TOOLING

ID tools and machines


ID tools and machines

The arrow mark indicates the press that is applicable to the applicator.



Auto. ID machines for discrete wires

BCD-M5BP



Auto. ID machines for shielded wires

SCD-M15B




Auto. ID machines for 2.5 mm & 2 mm pitch jumper wires

RCD-M9BE



Auto. ID machines for multi-harnesses

CAM-M12B



CAM-M35B



ID applicator
for discrete wires and jumper wires
H2 series

ID applicator
for 1.27 mm pitch ribbon cables
HID series

ID applicator
for discrete wires and jumper wires
H2A series

ID applicator
for 1.27 mm pitch ribbon cables
FP series

Hand press

HPD-M2A **HPD-M2A-HID**

Specifications

- Dimensions: (W × L × H) 130 × 280 × 383 mm
- Weight: Approx. 7 kg (15 lb)

Note: The difference between the HPD-M2A and the HPD-M2A-HID is the main shaft. HPD-M2A is for the H2A series applicators. HPD-M2A-HID is for the HID series applicators.

Pneumatic press

AP-2H

Versatile press applicable to various ID applicators.

Specifications

- Dimensions: (W × L × H) 184 × 302 × 491 mm
- Weight: Approx. 30 kg (66 lb)
- Air pressure: 490 to 690 kPa (5 to 7 kgf/sq.cm)
- Strokes: 50 max./minute
- Pressure output: Approx. 7.5 kN (Approx. 760 kgf) when air pressure is 490 kPa (5 kgf/sq.cm)
- Operation method: Air-operated foot valve
- Dies: Applicator replacement

Pneumatic press

AP-2

Versatile press applicable to various ID applicators.

Specifications

- Dimensions: (W × L × H) 141 × 252 × 301 mm
- Weight: Approx. 16 kg (35 lb)
- Air pressure: 490 to 690 kPa (5 to 7 kgf/sq.cm)
- Strokes: 50 max./minute
- Pressure output: Approx. 3.8 kN (390 kgf) when air pressure is 490 kPa (5 kgf/sq.cm)
- Operation method: Air-operated foot valve
- Dies: Applicator replacement

Note: For the HR connectors, please use AP-2H press that provides bigger pressure output.

Pneumatic press

AP-2D

Pneumatic press for 1.27 mm ribbon cable connectors. Operation is easy and safe as the connector and cable can be set while the sliding applicator is drawn out of the terminating section.

Specifications

- Dimensions: (W × L × H) 141 × 252 × 301 mm
- Weight: Approx. 16 kg (35 lb)
- Air pressure: 490 to 690 kPa (5 to 7 kgf/sq.cm)
- Strokes: 50 max./minute
- Applicable connectors: JST's RA, RC & RX connectors
- Pressure output: Approx. 3.8 kN (Approx. 390 kgf) when air pressure is 490 kPa (5 kgf/sq.cm)
- Operation method: Air-operated foot valve
- Dies: Applicator replacement

Pneumatic press

MP-2A

Simple and compact pneumatic press without electrically controlled unit.

Specifications

- Dimensions: (W × L × H) 180 × 150 × 250 mm
- Weight: Approx. 10 kg (22 lb)
- Air pressure: 490 to 690 kPa (5 to 7 kgf/sq.cm)
- Dies: Dies-Main body integrated
- Strokes: 50 max./minute

Optional: Control unit for pneumatic presses

MP-CU

The filter regulator & pressure switch help to make reliable operation even under the air condition is not stable. Light and compact.

Specifications

- Dimensions: (W × L × H) 200 × 300 × 230 mm
- Weight: Approx. 5 kg (11 lb)
- Power source: 100/115/220/240 VAC, single-phase, 50/60 Hz
- Air pressure: 490 to 686 kPa (5 to 7 kgf/sq.cm)
- Accessories: Foot switch, power cord

Pistol tool
for discrete wires and jumper wires

IDB-12

<Made in Germany>




Specifications

- Dimensions: (W × L × H) 23 × 135 × 175 mm
- Weight: 270 g (1 lb)
- Dies: Head adaptor (IDH series) replacement

• Compact, light and maintenance free. No inspection or lubrication is necessary.

		Hand press: HPD-M2A Pneumatic press: AP-2 or AP-2H	Hand press: HPD-M2A	Hand press: HPD-M2A-HID
		Applicator	Applicator	Applicator
		H2A series	H2 series	HID series
				
Connector				
Pitch (mm)	Series			
0.6	XSR	H2A-XSR	H2-XSR33ED-X	—
0.8	SUR	H2A-SUR	H2-SUR30ED-X	—
1.0	CS	H2A-CSR	H2-CSR31ED-X	—
	SR	H2A-SR	H2-SR20ED-X	—
	SSR	H2A-SSR	H2-SSR20ED-X	—
	ASR	H2A-ASR	H2-ASR20ED-X	—
1.5	CZ	H2A-CZ	H2-CZ20ED-X	—
	ZR	H2A-ZR	H2-ZR20ED-X	—
	ZA	H2A-ZA	H2-ZA20ED-X	—
2.0	KR (Note 3)	H2A-KR/XR	H2-KR/XR20ED-X	—
	KRD	H2A-KRD	H2-KRD20DD-Y	—
	CK (Note 4)	H2A-KR/XR	H2-KR/XR20ED-X	—
	CR	H2A-CR	H2-CR20ED-X	—
	DR	H2A-DR	H2-DR20ED-X	—
	DA	H2A-DA	H2-DA20ED-X	—
	DD	H2-DD/DS20ED-X	H2-DD/DS20ED-X	—
	DS			
2.5	NR	H2A-NR	H2-NR20ED-X	—
	NRD	H2A-NRD	H2-NRD20DD-Y	—
	HR	H2A-HR	H2-HR20ED-X	—
	DB	H2A-DB	H2-DB20ED-X	—
	DG	H2A-DG	H2-DG20ED-X	—
	BR	H2A-BR	H2-BR20ED-X	—
2.54	RA	—	—	HID-RA/RX
	RC	—	—	HID-RC
	RX	—	—	HID-RA/RX
3.96	VR	H2A-VR	H2-VR15DD-Y	—
Ribbon cable cutter		—	—	HID-FC

Note 1: ID tools for the standard KR series connectors are not applicable to the ()KR-4K-** connectors. For ()KR-4K-**, use the tools for the CR series connectors.
 2: ID tools for the standard CK series connectors are not applicable to the ()CK-6H-** connectors. For ()CK-6H-**, use the tools for the KR/XR series connectors.

		Pneumatic press: AP-2H Electric press: AP-K2N	Pneumatic press: AP-2D	Pistol tool: IDB-12	
		Applicator	Applicator	Head adaptor	
		MKD-LR with die set	FP series	IDH series	
					
Connector					
Series	Pitch (mm)				
XSR	0.6	—	—	—	
SUR	0.8	—	—	—	
CS	1.0	—	—	—	
		—	—	—	
		—	—	—	
		—	—	—	
ZR	1.5	—	—	IDH-ZR12	
		—	—	—	
		—	—	—	
ZA	—	—	—		
MKD - LR + MKD-LR-DS-KR	—	—	IDH-KR12	KR(Notes3)	
—	—	—	—	KRD	
—	—	—	—	CK(Notes4)	
—	—	—	—	CR	
MKD - LR + MKD-LR-DS-DA	2.0	—	—	IDH-DR12	DR
		—	—	IDH-DA12	DA
		—	—	IDH-DD/DS12	DD
		—	—	—	DS
—	—	—	IDH-NR12	NR	
—	—	—	—	NRD	
MKD - LR + MKD-LR-DS-HR	—	—	IDH-HR12	HR	
MKD - LR + MKD-LR-DS-DB	—	—	IDH-DB/DC12	DB	
—	—	—	—	DG	
—	—	—	—	BR	
—	—	FCD-DS FP2-RA/RX	—	RA	
—	—	FCD-DS FP2-RC	—	RC	
—	—	FCD-DS FP2-RA/RX	—	RX	
—	—	—	IDH-VR12	VR	
—	—	—	—	—	
Ribbon cable cutter		Ribbon cable cutter			

ID machine BCD-M5BP

(BEAM)



BCD-M5BP

Features

- The color touch-panel indicates various information, such as the set conditions of harness length, production quantity and alarm contents.
- AC servo-motor is equipped for length measuring system. The harness length can be measured by digital method, thus, required time length adjustment can be reduced sharply.
- With the use of the new type sequence controller, high-speed production is possible, i.e. 4.8 seconds/cycle for double-ended harness when L=41 mm, and 4.5 seconds for single-ended harness when L=45 mm.
- By changing the termination unit, various kinds of harnesses can be produced:- JST's 0.8 mm, 1 mm, 1.5 mm, 2 mm and 2.5 mm insulation displacement connectors, double-ended harnesses (both 1-N type and 1-1 type), single-ended harnesses either with stripping or cutting.

Specifications

Power source	200 VAC, Single-phase, 2.5 kVA
Air pressure	590 to 640 kPa [6 to 6.5 kgf/sq.cm]
Air consumption	Approx. 450 N ℓ /minute
Weight	Approx. 1,060 kg (2,337 lb)
Type of harness	Double-ended harness (1-1, 1-N) Single-ended harness
Length of harness	Double-ended harness: 41 to 1,300 mm Single-ended harness: 45 to 1,300 mm [0.8 mm pitch connector: 500 mm max.]
Strip length	2.5 mm, 3 mm, 5 mm, 10 mm, [0.8 mm pitch and 1 mm pitch connectors: 1.5 mm, 2 mm, 2.5 mm, 3 mm]
Wire length accuracy	± [1 mm + preset length × 0.003]
Processing capacity	750 cycles/hour with double-ended harnesses at L=41 mm [0.8 mm pitch connector: 675 cycles/hour]
Applicable connectors	JST's 0.8 mm, 1 mm, 1.5 mm, 2 mm, and 2.5 mm pitch insulation displacement connectors
Applicable wire bobbin	JIS C 3201 P-10 or P-30 plastic bobbin

Number of harnesses to be processed simultaneously

Number of circuits					Number of harnesses
0.8 mm pitch	1 mm pitch	1.5 mm pitch	2 mm pitch	2.5 mm pitch	
2 to 5	2 to 5	*2 to *5	*2 to *4	*2,*3	5
6, 7	6, 7	6, 7	5	4	4
8 to 10	8 to 10	8 to 10	6, 7	5, 6	3
11 to 16	11 to 16	11 to 16	8 to 12	7 to 10	2
17 or more	17 or more	17 or more	13 or more	11 or more	1

Note: With connector circuits marked*, the number of harnesses to be processed simultaneously may be 4 sets max. depending on the type of connectors.

ID machine SCD-M15B



SCD-M15B

This SCD-M15B series machine can make the hybrid harnesses which consist of shielded wires and discrete wires that effectively reduce the crosstalk or electromagnetic interference inside of the electronic equipment.

Specifications

Power source	200 VAC, 3-phase, 2.5 kVA				
Air pressure	600 to 650 kPa [6 to 6.5 kgf/sq.cm]				
Air consumption	Approx. 600 Nℓ (5 cycles/minute)				
Weight	Approx. 1,750 kg (3,863lb)				
Type of harness	Double-ended harness				
Length of harness	100 to 1,300 mm				
Wire length accuracy	± 2 mm + preset length × 0.003]				
Processing capacity	280 cycles/hour [when L=400 mm]				
Applicable ID connectors (Note 1)	JST's 1.5 mm pitch CZ, 2 mm pitch and 2.5 mm pitch connectors				
Applicable wire (Note 2)	Connector pitch	Discrete wire		Shielded wire	
		UL No.	AWG #	UL No.	AWG #
	1.5 mm CZ	10272	26	1571	28
		1571	28, 26	1691	28, 26
2 mm	1061	2791 (Note 3)			
	2.5 mm	1007	26	1691	26
			2791 (Note 4)		
Applicable wire bobbin	JIS C 3201 P-30 bobbin				

Note 1. Contact JST for details.

2. • Contact JST for details. Minor changes may be required depending on the type of shielded wires or the processing arrangement.

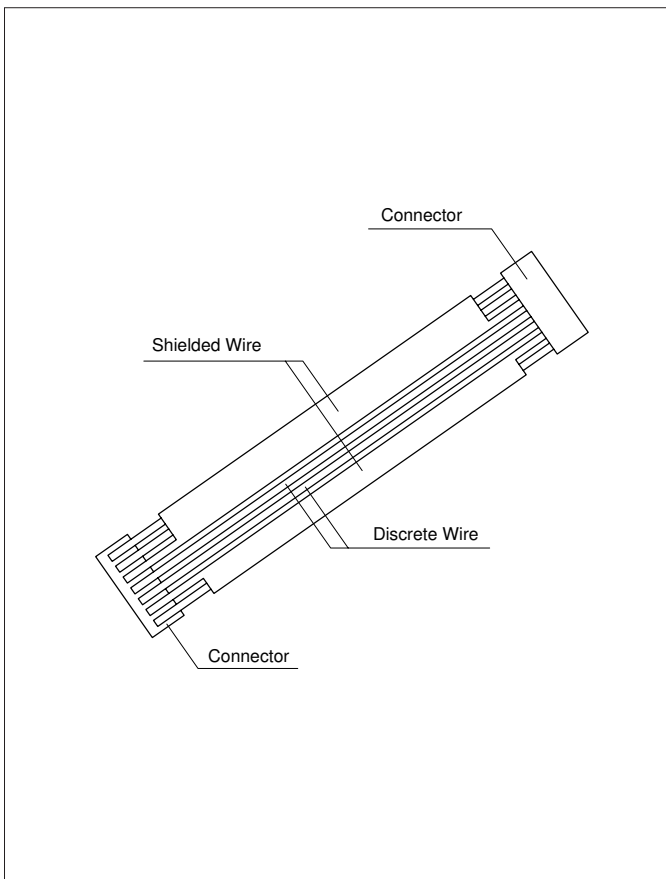
• Contact JST for other wires than the ones shown here.

3. UL2791 specially designed shielded wires with 3 conductors or less.


4. UL2791 specially designed shielded wires with 2 conductors or less.

Number of harnesses to be processed simultaneously

Number of circuits			Number of harnesses
1.5 mm pitch	2 mm pitch	2.5 mm pitch	
2 to 5	2 to 4	2 to 3	5
6, 7	5	4	4
8 to 10	6, 7	5, 6	3
11 to 16	8 to 12	7 to 10	2
17 or more	13 or more	11 or more	1



ID machine RCD-M9BE

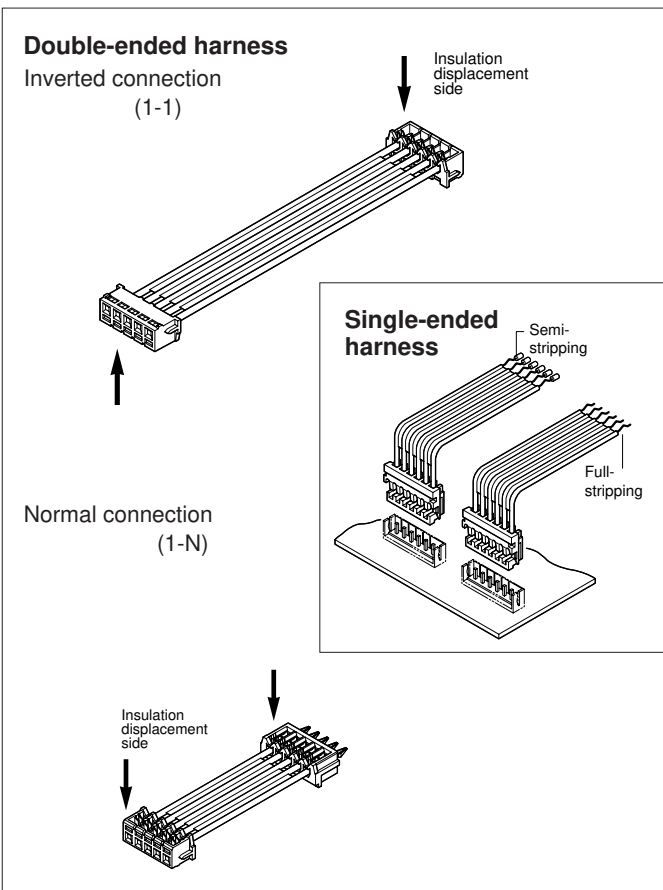


RCD-M9BE

This automatic machine processes 2 mm and 2.5 mm pitch jumper wires, including cutting to predetermined length, slotting, semi- or full-stripping and kinking. It also simultaneously fits insulation displacement connectors to one or both ends of the cable.

Specifications

Power source	200 VAC, 3-phase, 2.5 kVA
Air pressure	590 to 640 kPa [6 to 6.5 kgf/sq.cm]
Air consumption	Approx. 500 N ℓ /minute
Installation dimensions	Approx. 6,310 × 1,250 × 1,785 mm
Weight	Approx. 1,100 kg (2,428lb)
Type of harness	<ul style="list-style-type: none"> • Double-ended harnesses (fitted with connectors at one end and full- or semi-stripped at the other end (kinking is possible)) • Single-ended harnesses
Length of harness	53 to 1,300 mm
Strip length	Semi-stripping 5 to 13 mm by every 1 mm, or 0.5 mm by changing some parts Full-stripping 3 to 13 mm by every 1 mm
Wire length accuracy	± [2 mm + preset length × 0.003]
Processing capacity	550 cycles/hour at L = 400 mm (for double-ended harnesses)
Applicable connectors	JST's 2 mm and 2.5 mm pitch insulation displacement connectors
Applicable wire bobbin	Single-row bobbin or JIS C3201 P-30 bobbin




Number of harnesses to be processed simultaneously

Number of circuits		Number of harnesses
2 mm pitch	2.5 mm pitch	
*2 to *4	*2 to *3	5
5	4	4
6, 7	5, 6	3
8 to 12	7 to 10	2
13 or more	11 or more	1

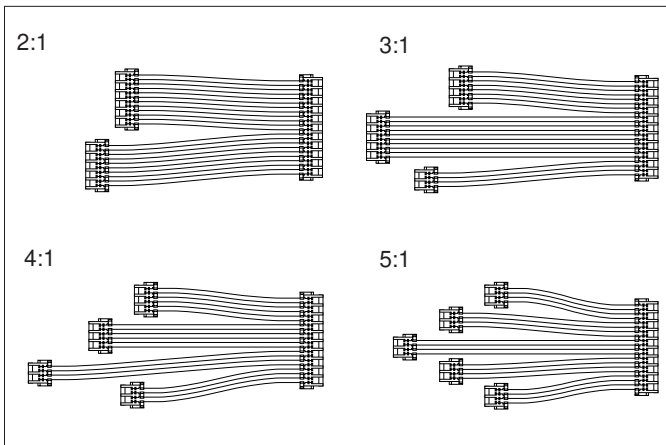
Note: With connector circuits marked *, the number of connectors to be processed simultaneously may be reduced to four, depending on the connector.

ID machine CAM-M12B/CAM-M35B



CAM-M12B

*The CAM-M12B automatic machine can produce multi-harnesses.
The moving chuck measures the wire lengths for each branch harness.*




Specifications

Power source	200 VAC, 3-phase, 6 kVA
Air pressure	490 to 540 kPa [5 to 5.5 kgf/sq.cm]
Air consumption	Approx. 200 Nr/minute
Installation dimensions	Approx. 5,100 × 3,100 × 1,710mm
Weight	Approx. 3,600 kg (7,947 lb)
Type of harness	Multi type double-ended harnesses
Length of harness	120 to 2,500 mm
Wire length accuracy	± [1 mm + preset length × 0.003]
Processing capacity	500 cycles/hour at L = 500 mm (for multi-harnesses of 1:3)
Applicable connectors	JST's 1.5 mm and 2 mm and 2.5 mm pitch insulation displacement connectors
Applicable wire bobbin	JIS C3201 P-30 bobbin

Contact JST for details.

As for the termination method, the batch termination by cylinder is adopted at converging side and termination per circuit by servomotor is adopted at diverging side. Therefore a template is unnecessary. The roller feed method by servomotor drive to measure the wire length is adopted and 3,000 mm maximum can be measured as harness length by it.



CAM-M35B

Specifications

Model number	Main body	CAM-M35B
	Wire stand	RSU35B-R32
Power source	Main body	200 to 230 VAC, 3-phase, 6 kVA
	Wire stand	200 to 230 VAC Single phase, 3 kVA
Air pressure		490 to 686 kpa [5 to 7 kgf/cm ²]
Air consumption		Approx. 555 Nl/minute
Dimensions	Main body	1,400 (W) × 1,650 (L) × 1,760 (H) mm
	Wire stand	2,580 (W) × 1,100 (L) × 1,660 (H) mm
	P.F. unit	1,450 (W) × 1,800 (L) × 1,627 (H) mm
Weight	Main body	Approx. 850 kg
	Wire stand	Approx. 450 kg
	P.F. unit	Approx. 800 kg
Harness processing type		Harness both ends 1-1 & 1-N
Harness processing length		150 to 3,000 mm

Contact JST for details.