



Chipsmall Limited consists of a professional team with an average of over 10 year of expertise in the distribution of electronic components. Based in Hongkong, we have already established firm and mutual-benefit business relationships with customers from,Europe,America and south Asia,supplying obsolete and hard-to-find components to meet their specific needs.

With the principle of "Quality Parts,Customers Priority,Honest Operation,and Considerate Service",our business mainly focus on the distribution of electronic components. Line cards we deal with include Microchip,ALPS,ROHM,Xilinx,Pulse,ON,Everlight and Freescale. Main products comprise IC,Modules,Potentiometer,IC Socket,Relay,Connector.Our parts cover such applications as commercial,industrial, and automotives areas.

We are looking forward to setting up business relationship with you and hope to provide you with the best service and solution. Let us make a better world for our industry!



Contact us

Tel: +86-755-8981 8866 Fax: +86-755-8427 6832

Email & Skype: info@chipsmall.com Web: www.chipsmall.com

Address: A1208, Overseas Decoration Building, #122 Zhenhua RD., Futian, Shenzhen, China



3 Watt

- Regulated Single & Dual Output
- Wide 4:1 Input Range
- Compact SMD Package
- 1500 VDC Isolation
- Operating Temperature -40 °C to +100 °C
- Remote On/Off
- Tape & Reel Package Available
- Optional Water Washable Versions
- 3 Year Warranty



Dimensions:

ISC:
0.94 x 0.71 x 0.32" (24.00 x 18.10 x 8.25 mm)

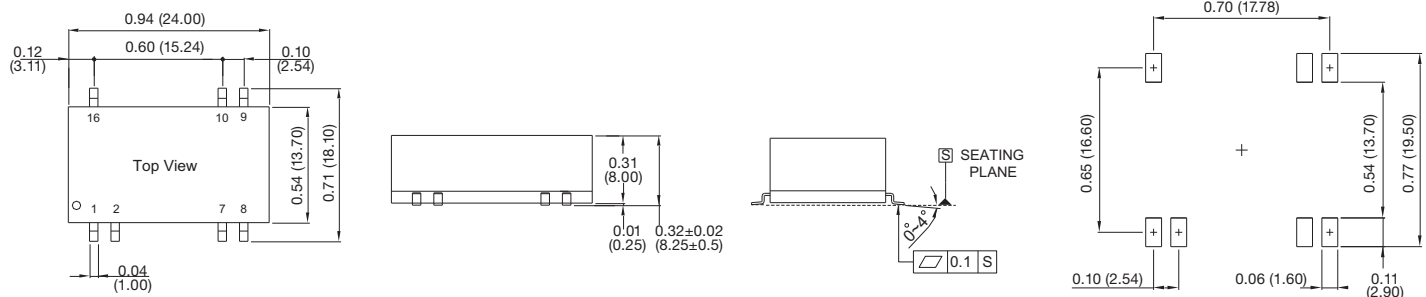
Models & Ratings

Input Voltage	Output Voltage	Output Current		Input Current ^(1,2)		Maximum Capacitive Load ⁽³⁾	Efficiency	Model Number ⁽⁴⁾
		Min	Max	No Load	Full Load			
9-36 V	3.3 V	90 mA	600 mA	30 mA	110 mA	220 µF	75%	ISC0324S3V3
	5.0 V	90 mA	600 mA	30 mA	160 mA	220 µF	78%	ISC0324S05
	12.0 V	38 mA	250 mA	30 mA	156 mA	47 µF	80%	ISC0324S12
	15.0 V	30 mA	200 mA	30 mA	156 mA	47 µF	80%	ISC0324S15
	24.0 V	19 mA	125 mA	30 mA	156 mA	47 µF	80%	ISC0324S24
	±5.0 V	±45mA	±300 mA	30 mA	162 mA	±47 µF	77%	ISC0324D05
	±12.0 V	±19 mA	±125 mA	30 mA	156 mA	±47 µF	80%	ISC0324D12
18-75 V	±15.0 V	±15 mA	±100 mA	30 mA	156 mA	±47 µF	80%	ISC0324D15
	3.3 V	90 mA	600 mA	20 mA	55 mA	220 µF	75%	ISC0348S3V3
	5.0 V	90 mA	600 mA	20 mA	80 mA	220 µF	78%	ISC0348S05
	12.0 V	38 mA	250 mA	20 mA	78 mA	47 µF	80%	ISC0348S12
	15.0 V	30 mA	200 mA	20 mA	78 mA	47 µF	80%	ISC0348S15
	24.0 V	19 mA	125 mA	20 mA	78 mA	47 µF	80%	ISC0348S24
	±5.0 V	±45mA	±300 mA	20 mA	81 mA	±47 µF	77%	ISC0348D05
	±12.0 V	±19 mA	±125 mA	20 mA	78 mA	±47 µF	80%	ISC0348D12
	±15.0 V	±15 mA	±100 mA	20 mA	78 mA	±47 µF	80%	ISC0348D15

Notes

1. Input currents measured at nominal input voltage.
2. Input current is typically 5 mA at nominal input voltage when output is remotely turned off.
3. Maximum capacitive load is per output.
4. For optional water washable version, add suffix '-P' e.g. ISC0324S12-P.

Mechanical Details



Input

Characteristic	Minimum	Typical	Maximum	Units	Notes & Conditions
Input Voltage Range	9		36	VDC	24 V nominal
	18		75	VDC	48 V nominal
Input Filter	Pi type				
Input Reflected Ripple		20		mA pk-pk	Through 12 μ H inductor and 47 μ F capacitor
Input Surge			50	VDC for 1 s	24 V models
			100	VDC for 1 s	48 V models
Undervoltage Lockout	ON at >4.5 V, OFF at <8 V				24 V models
	ON at >8.5 V, OFF at <16 V				48 V models
Remote On/Off	ON: Logic high (2.5 - 5.5 V) or open circuit OFF: Logic low (<0.8 V) or short pin 1 to pin 2				

Output

Characteristic	Minimum	Typical	Maximum	Units	Notes & Conditions
Output Voltage	3.3		30	VDC	See Models and Ratings table
Initial Set Accuracy			± 2	%	
Output Voltage Balance		± 1.0	± 2.0	%	For dual output with balanced loads
Minimum Load	15			%	See Models and Ratings table
Line Regulation		± 0.5	± 1.0	%	
Load Regulation		± 0.5	± 1.2	%	15% to 100%
Cross Regulation			± 5	%	On dual output models when one load is varied between 25% and 100% and other is fixed at 100%
Transient Response		3		% deviation	Recovery within 1% in less than 600 μ s for a 25% load change.
Ripple & Noise			100	mV pk-pk	20 MHz bandwidth. Measured using 0.47 μ F ceramic capacitor.
Overload Protection	110	150		%	Foldback
Short Circuit Protection					Continuous, with auto recovery
Maximum Capacitive Load					See Models and Ratings table
Temperature Coefficient			0.02	%/ $^{\circ}$ C	

General

Characteristic	Minimum	Typical	Maximum	Units	Notes & Conditions
Efficiency		80		%	See Models and Ratings table
Isolation: Input to Output	1500/1800			VDC	60 s/1 s
Isolation Resistance	10^9			Ω	At 500 VDC
Isolation Capacitance		350	500	pF	
Switching Frequency		350		kHz	
Power Density			7.5	W/in ³	
Mean Time Between Failure		300		kHrs	MIL-HDBK-217F, +25 $^{\circ}$ C GB
Weight		0.01 (4.2)		lb (g)	
Moisture Sensitivity Level	Level 2				IPC/JEDEC J-STD-020D.1

Environmental

Characteristic	Minimum	Typical	Maximum	Units	Notes & Conditions
Operating Temperature	-40		+100	$^{\circ}$ C	See Derating Curve.
Storage Temperature	-50		+125	$^{\circ}$ C	
Case Temperature			+105	$^{\circ}$ C	
Humidity			95	%RH	Non-condensing
Cooling					Natural convection
Case Flammability	UL 94V-0 Rated				Non conductive black plastic
Lead-Free Reflow Solder Process					IPC/JEDEC J-STD-020D.1

Safety Approvals

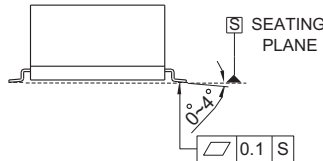
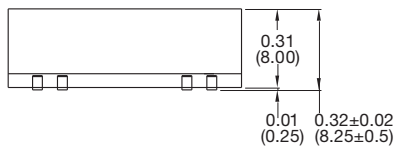
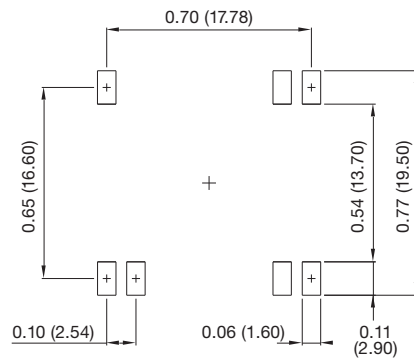
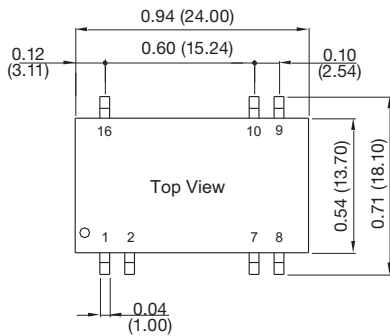
Safety Agency	Safety Standard	Notes & Conditions
CB	IEC60950-1	ITE
UL	UL/cUL60950-1	ITE

EMC: Emissions

Phenomenon	Standard	Test Level	Notes & Conditions
Conducted	EN55022	Class A	

Mechanical Details

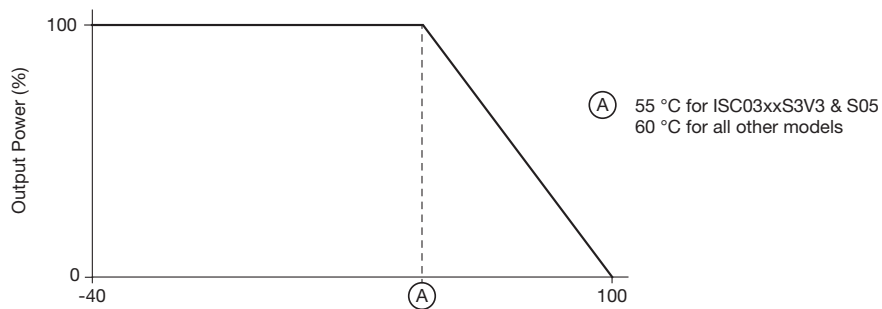
Connecting Pin Pattern



Pin Connections		
Pin	Single	Dual
1	-Vin	-Vin
2	Remote On/Off	Remote On/Off
7	No Connection	No Connection
8	No Connection	Common
9	+Vout	+Vout
10	-Vout	-Vout
16	+Vin	+Vin

Application Notes

Derating Curve



Notes

- All dimensions are in inches (mm)
- Weight: 0.01 lbs (4.2 g) approx.
- Tolerance: X.XX±0.01 (X.X±0.25)
X.XXX±0.005 (X.XX±0.13)
- Pin Tolerance: ±0.002 (±0.05)