



Chipsmall Limited consists of a professional team with an average of over 10 year of expertise in the distribution of electronic components. Based in Hongkong, we have already established firm and mutual-benefit business relationships with customers from,Europe,America and south Asia,supplying obsolete and hard-to-find components to meet their specific needs.

With the principle of “Quality Parts,Customers Priority,Honest Operation,and Considerate Service”,our business mainly focus on the distribution of electronic components. Line cards we deal with include Microchip,ALPS,ROHM,Xilinx,Pulse,ON,Everlight and Freescale. Main products comprise IC,Modules,Potentiometer,IC Socket,Relay,Connector.Our parts cover such applications as commercial,industrial, and automotives areas.

We are looking forward to setting up business relationship with you and hope to provide you with the best service and solution. Let us make a better world for our industry!



## Contact us

Tel: +86-755-8981 8866 Fax: +86-755-8427 6832

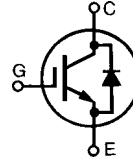
Email & Skype: info@chipsmall.com Web: www.chipsmall.com

Address: A1208, Overseas Decoration Building, #122 Zhenhua RD., Futian, Shenzhen, China



**BIMOSFET™ Monolithic  
Bipolar MOS Transistor**
**IXBN 75N170A**

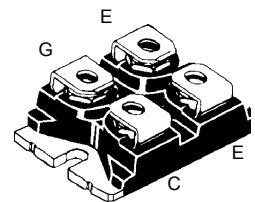
$$\begin{aligned} V_{CES} &= 1700 \text{ V} \\ I_{C25} &= 75 \text{ A} \\ V_{CE(sat)} &= 6.0 \text{ V} \\ t_{fi} &= 60 \text{ ns} \end{aligned}$$



Symbol	Test Conditions	Maximum Ratings	
$V_{CES}$	$T_J = 25^\circ\text{C}$ to $150^\circ\text{C}$	1700	V
$V_{CGR}$	$T_J = 25^\circ\text{C}$ to $150^\circ\text{C}$ ; $R_{GE} = 1 \text{ M}\Omega$	1700	V
$V_{GES}$	Continuous	$\pm 20$	V
$V_{GEM}$	Transient	$\pm 30$	V
$I_{C25}$	$T_C = 25^\circ\text{C}$	75	A
$I_{C90}$	$T_C = 90^\circ\text{C}$	42	A
$I_{CM}$	$T_C = 25^\circ\text{C}$ , 1 ms	240	A
<b>SSOA (RBSOA)</b>	$V_{GE} = 15 \text{ V}$ , $T_{VJ} = 125^\circ\text{C}$ , $R_G = 10 \Omega$ Clamped inductive load	$I_{CM} = 100$ $V_{CES} = 1350$	A V
<b><math>T_{SC}</math> (SCSOA)</b>	$V_{GE} = 15 \text{ V}$ , $V_{CES} = 1200 \text{ V}$ , $T_J = 125^\circ\text{C}$ $R_G = 10 \Omega$ non repetitive	10	$\mu\text{s}$
$P_c$	$T_C = 25^\circ\text{C}$	500	W
$T_J$		-55 ... +150	$^\circ\text{C}$
$T_{JM}$		150	$^\circ\text{C}$
$T_{stg}$		-55 ... +150	$^\circ\text{C}$
$M_d$	Mounting torque Terminal connection torque (M4)	1.5/13 Nm/lb.in. 1.5/13 Nm/lb.in.	
<b>Weight</b>		30	g

miniBLOC, SOT-227 B (IXBN)

E153432


 G = Gate  
E = Emitter

C = Collector

Either Source terminal at miniBLOC can be used as Main or Kelvin Emitter

**Features**

- High Blocking Voltage
- Fast switching
- High current handling capability
- MOS Gate turn-on  
- drive simplicity
- Isolation voltage 2500V

**Applications**

- AC motor speed control
- Uninterruptible power supplies (UPS)
- Switched-mode and resonant-mode power supplies
- Substitutes for high voltage MOSFETs

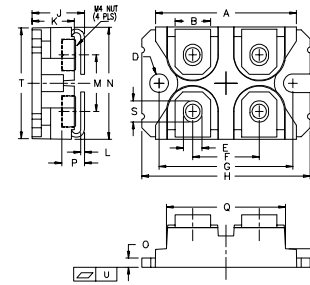
**Advantages**

- Lower conduction losses than MOSFETs
- High power density
- Easy to mount with 2 screws
- Space saving

Symbol	Test Conditions	Characteristic Values ( $T_J = 25^\circ\text{C}$ , unless otherwise specified)		
		min.	typ.	max.
$BV_{CES}$	$I_C = 250 \mu\text{A}$ , $V_{GE} = 0 \text{ V}$	1700		V
$V_{GE(th)}$	$I_C = 1500 \mu\text{A}$ , $V_{CE} = V_{GE}$	2.5		V
$I_{CES}$	$V_{CE} = 0.8 V_{CES}$ , $T_J = 25^\circ\text{C}$ $V_{GE} = 0 \text{ V}$ , $T_J = 125^\circ\text{C}$			50 $\mu\text{A}$ 1.5 mA
$I_{GES}$	$V_{CE} = 0 \text{ V}$ , $V_{GE} = \pm 20 \text{ V}$			$\pm 200 \text{ nA}$
$V_{CE(sat)}$	$I_C = I_{C90}$ , $V_{GE} = 15 \text{ V}$ $T_J = 125^\circ\text{C}$	4.5 5.0	6.0	V V

Symbol	Test Conditions	Characteristic Values ( $T_J = 25^\circ\text{C}$ , unless otherwise specified)		
		min.	typ.	max.
$g_{fs}$	$I_C = I_{C90}, V_{CE} = 10\text{ V}$ , Pulse test, $t \leq 300\ \mu\text{s}$ , duty cycle $\leq 2\%$	30	50	S
$C_{ies}$	$V_{CE} = 25\text{ V}, V_{GE} = 0\text{ V}, f = 1\text{ MHz}$		7400	pF
$C_{oes}$			340	pF
$C_{res}$			90	pF
$Q_g$	$I_C = I_{C90}, V_{GE} = 15\text{ V}, V_{CE} = 0.5 V_{CES}$		310	nC
$Q_{ge}$			60	nC
$Q_{gc}$			110	nC
$t_{d(on)}$	<b>Inductive load, <math>T_J = 25^\circ\text{C}</math></b> $I_C = I_{C90}, V_{GE} = 15\text{ V}$ $V_{CE} = 0.8 V_{CES}, R_G = R_{off} = 1.0\ \Omega$ Remarks: Switching times may increase for $V_{CE}$ (Clamp) $> 0.8 \cdot V_{CES}$ , higher $T_J$ or increased $R_G$		35	ns
$t_{ri}$			60	ns
$t_{d(off)}$			240	ns
$t_{fi}$			60	ns
$E_{off}$			6.0	mJ
$t_{d(on)}$	<b>Inductive load, <math>T_J = 125^\circ\text{C}</math></b> $I_C = I_{C90}, V_{GE} = 15\text{ V}$ $V_{CE} = 0.8 V_{CES}, R_G = R_{off} = 1.0\ \Omega$ Remarks: Switching times may increase for $V_{CE}$ (Clamp) $> 0.8 \cdot V_{CES}$ , higher $T_J$ or increased $R_G$		35	ns
$t_{ri}$			60	ns
$E_{on}$			10	mJ
$t_{d(off)}$			280	ns
$t_{fi}$			120	ns
$E_{off}$		12	mJ	
$R_{thJC}$				0.2 K/W
$R_{thCK}$		0.05		K/W

### miniBLOC, SOT-227 B



M4 screws (4x) supplied

Dim.	Millimeter		Inches	
	Min.	Max.	Min.	Max.
A	31.50	31.88	1.240	1.255
B	7.80	8.20	0.307	0.323
C	4.09	4.29	0.161	0.169
D	4.09	4.29	0.161	0.169
E	4.09	4.29	0.161	0.169
F	14.91	15.11	0.587	0.595
G	30.12	30.30	1.186	1.193
H	38.00	38.23	1.496	1.505
J	11.68	12.22	0.460	0.481
K	8.92	9.60	0.351	0.378
L	0.76	0.84	0.030	0.033
M	12.60	12.85	0.496	0.506
N	25.15	25.42	0.990	1.001
O	1.98	2.13	0.078	0.084
P	4.95	5.97	0.195	0.235
Q	26.54	26.90	1.045	1.059
R	3.94	4.42	0.155	0.174
S	4.72	4.85	0.186	0.191
T	24.59	25.07	0.968	0.987
U	-0.05	0.1	-0.002	0.004

Symbol	Test Conditions	Characteristic Values ( $T_J = 25^\circ\text{C}$ , unless otherwise specified)		
		min.	typ.	max.
$V_F$	$I_F = I_{C90}, V_{GE} = 0\text{ V}$ , Pulse test, $t < 300\ \mu\text{s}$ , duty cycle $d < 2\%$			5.0 V
$I_{RM}$	$I_F = 25\text{ A}, V_{GE} = 0\text{ V}, -di_F/dt = 50\text{ A/us}$ $V_R = 100\text{ V}$		15	A
$t_{rr}$			330	ns

IXYS reserves the right to change limits, test conditions, and dimensions.