



Chipsmall Limited consists of a professional team with an average of over 10 year of expertise in the distribution of electronic components. Based in Hongkong, we have already established firm and mutual-benefit business relationships with customers from,Europe,America and south Asia,supplying obsolete and hard-to-find components to meet their specific needs.

With the principle of "Quality Parts,Customers Priority,Honest Operation,and Considerate Service",our business mainly focus on the distribution of electronic components. Line cards we deal with include Microchip,ALPS,ROHM,Xilinx,Pulse,ON,Everlight and Freescale. Main products comprise IC,Modules,Potentiometer,IC Socket,Relay,Connector.Our parts cover such applications as commercial,industrial, and automotives areas.

We are looking forward to setting up business relationship with you and hope to provide you with the best service and solution. Let us make a better world for our industry!



Contact us

Tel: +86-755-8981 8866 Fax: +86-755-8427 6832


Email & Skype: info@chipsmall.com Web: www.chipsmall.com

Address: A1208, Overseas Decoration Building, #122 Zhenhua RD., Futian, Shenzhen, China



ROHS
Compliant

Half Flange Termination 100 Watts, 50Ω



Description

The J100N50X4 is high performance Aluminum Nitride (AlN) half flange termination intended as a cost competitive alternative to Beryllium Oxide (BeO). The termination is well suited to all cellular frequency bands such as; AMPS, GSM, DCS, PCS, PHS and UMTS. The high power handling makes the part ideal for terminating circulators, and for use in power combiners. The termination is also RoHS compliant!

General Specifications

Resistive Element	Thick Film
Substrate	AlN Ceramic
Cover	Alumina Ceramic
Mounting Flange	Copper, nickel plated per QC-N-290
Leads	99% pure silver (.006" thick)
Cover	Alumina Ceramic

Tolerance is $\pm 0.010"$, unless otherwise specified. Designed to meet or exceed applicable portions of MIL-E-5400. All dimensions in inches.

Features:

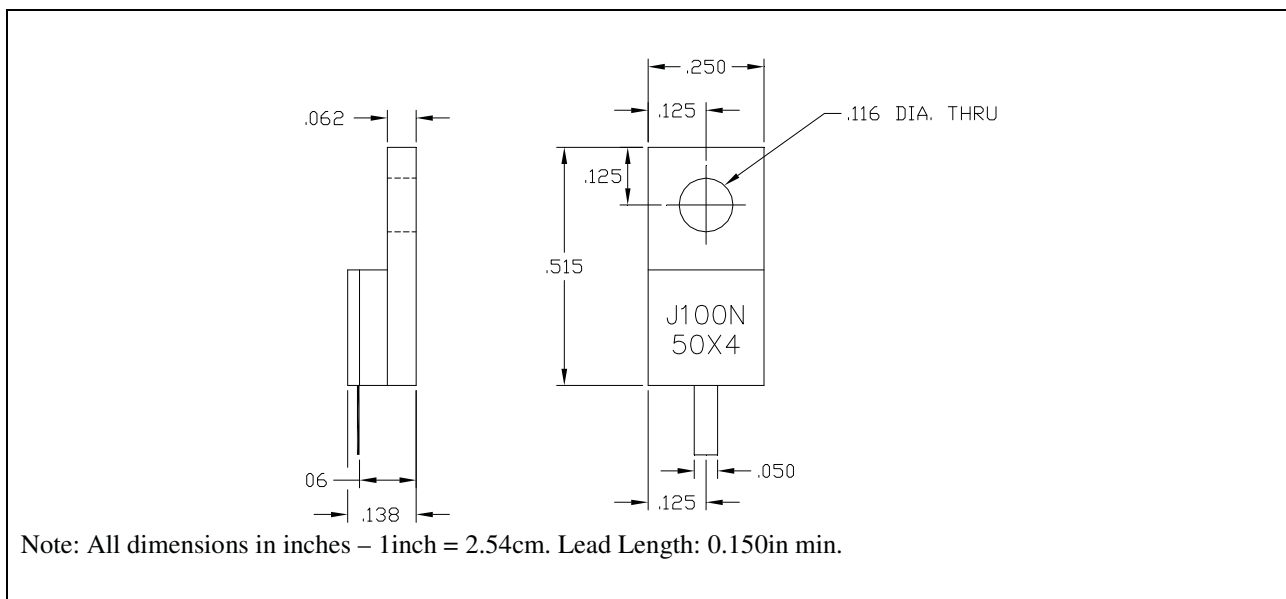
- RoHS Compliant
- 100 Watts
- DC – 3.0 GHz
- AlN Ceramic
- Non-Nichrome Resistive Element
- Low VSWR
- 100% Tested

Electrical Specifications

Resistance Value:	50 Ohms, $\pm 2\%$
Power:	100 Watts
Frequency Range:	DC – 3.0GHz
V.S.W.R.	1.25 : 1

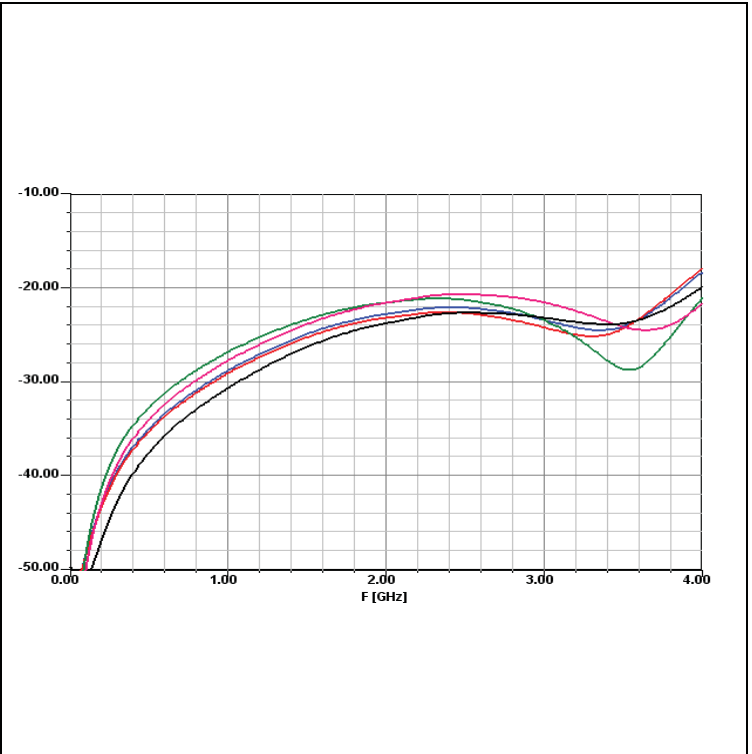
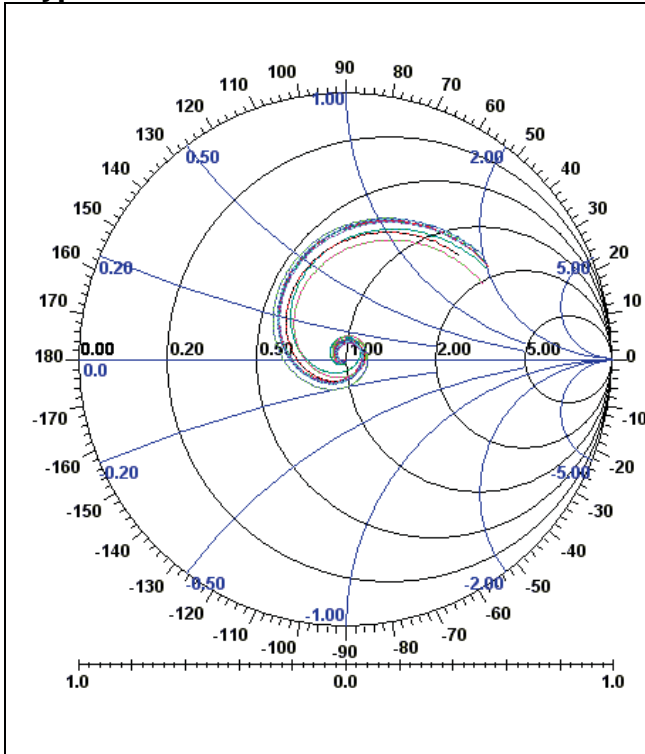
Specification based on unit properly installed using suggested mounting instructions and a 50 ohm nominal impedance. Storage temperature is -20°C to 85°C . Operating temperature is -55°C to 125°C (see chart for derating temperatures). **Specifications subject to change with out notice.**

Outline Drawing

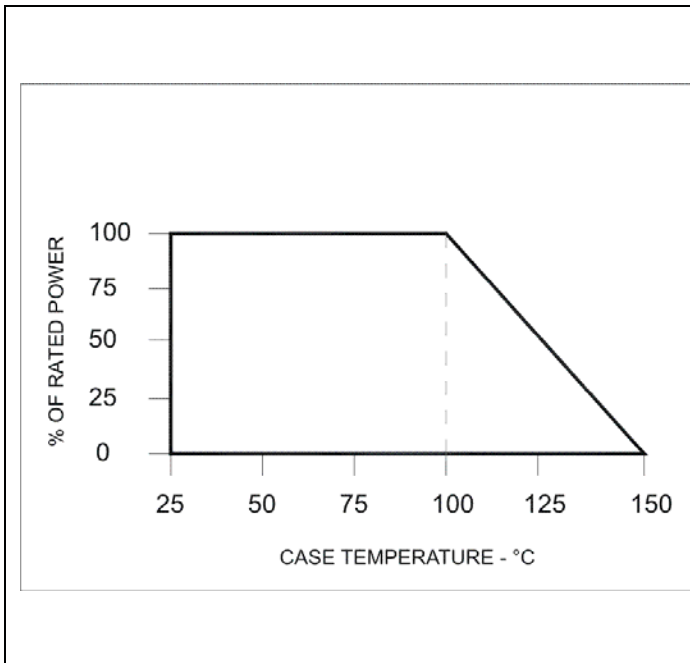


J100N50X4 (097) Rev D.

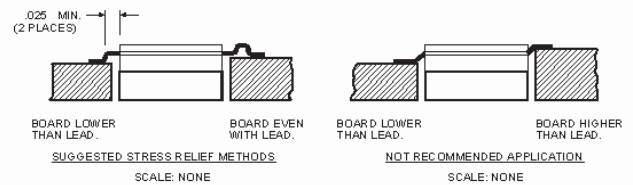
Typical Performance:



Power De-rating:



Mounting Footprint and Procedure:



SUGGESTED MOUNTING PROCEDURES:

1. MAKE SURE THAT THE DEVICES ARE MOUNTED ON FLAT SURFACES (.001" UNDER THE DEVICE) TO OPTIMIZE THE HEAT TRANSFER.
2. DRILL & TAP THE HEATSINK FOR THE APPROPRIATE THREAD SIZE TO BE USED.
3. COAT HEATSINK WITH A MINIMUM AMOUNT OF HIGH QUALITY SILICONE GREASE (.001" MAX. THICKNESS).
4. POSITION DEVICE ON MOUNTING SURFACE & SECURE USING SOCKET HEAD SCREWS, FLAT & SPLIT WASHER. TORQUE SCREWS TO THE APPROPRIATE VALUE. MAKE SURE THAT THE DEVICE IS FLAT AGAINST THE HEATSINK. (CARE SHOULD BE TAKEN TO AVOID UPWARD PRESSURE OF THE LEADS TOWARDS THE LID).
5. SOLDER LEADS IN PLACE USING LEAD FREE TYPE SOLDER WITH A CONTROLLED TEMPERATURE IRON

** FOR MORE DETAILS CONTACT FACTORY **