



Chipsmall Limited consists of a professional team with an average of over 10 year of expertise in the distribution of electronic components. Based in Hongkong, we have already established firm and mutual-benefit business relationships with customers from,Europe,America and south Asia,supplying obsolete and hard-to-find components to meet their specific needs.

With the principle of "Quality Parts,Customers Priority,Honest Operation,and Considerate Service",our business mainly focus on the distribution of electronic components. Line cards we deal with include Microchip,ALPS,ROHM,Xilinx,Pulse,ON,Everlight and Freescale. Main products comprise IC,Modules,Potentiometer,IC Socket,Relay,Connector.Our parts cover such applications as commercial,industrial, and automotives areas.

We are looking forward to setting up business relationship with you and hope to provide you with the best service and solution. Let us make a better world for our industry!



Contact us

Tel: +86-755-8981 8866 Fax: +86-755-8427 6832

Email & Skype: info@chipsmall.com Web: www.chipsmall.com

Address: A1208, Overseas Decoration Building, #122 Zhenhua RD., Futian, Shenzhen, China



Series A4000 & Series B4000

Single Row Terminal Blocks

SPECIFICATIONS

Rating: See table.

Center Spacing: 0.562" or 9/16" (14.28mm)

Wire Range: See rating table.

Screw Size: #8-32 or #10-32 zinc-plated slotted screws

Torque Rating: #8 screw size 16 lb-in.; #10 screw size 20 lb-in.

Distance Between Barriers: 0.47" (11.9mm)

Operating Temperature: 105°C (221°F) max., -40°C (-40°F) min.

Molded Material: Black, UL Rated 94V0 Thermoplastic

Hardware: Bottom studs supplied with nuts assembled. Cup washers are optional on bottom studs but are not recommended with ring terminals.

Extended Hex Nuts: Optional extended, slotted hex nuts enable easier installation and removal with hex wrench or screwdriver. Available in bulk for the #10-32 studs on Series A4953 blocks. Specify part number F582 and quantity.

Breakdown Voltage: 6100V

Agency Information: UL File E62622, CSA File 47235; CE Certified


RATING TABLE

Part Number	Terminal Top	Terminal Bottom	Wire* Range Cu	Rated* Volts/Amps
A4003XX	# 8 Screw	#8 Stud	8-16 AWG	150V/50A
A4011XX	# 8 Screw	Solder	10-16 AWG	600V/35A
A4013XX	# 8 Screw	Solder	10-16 AWG	600V/35A
A4035XX	# 8 Screw	Closed	8-16 AWG	600V/50A
A4041XX	#10 Screw	Solder	10-16 AWG	600V/35A
A4043XX	#10 Screw	Solder	10-16 AWG	600V/35A
A4803XX	#10 Screw	#8 Stud	8-16 AWG	150V/50A
A4813XX	#10 Screw	Solder Turret	10-16 AWG	600V/35A
A4843XX	#10 Screw	#8 Screw	8-16 AWG	150V/50A
A4953XX	#10 Stud	#10 Stud	8-16 AWG	150V/50A
B4843XX	#10 Screw	#8 Screw	8-16 AWG	600V/50A

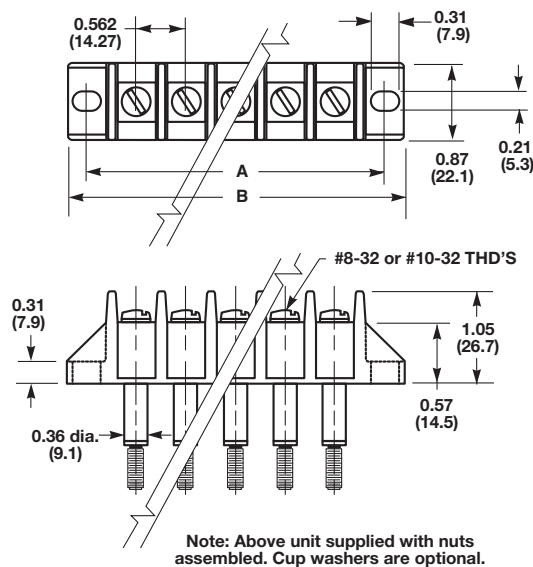
* All models 30A Max. with 10 AWG; 35-50A ratings with 8 AWG using ring or fork type terminals. Note: 50A rating achieved with #8 copper wire crimped to ring terminal.

Poles	A (in.) Mount Centers	B (in.) Length
2	1.69	2.12
3	2.25	2.68
4	2.81	3.24
5	3.37	3.80
6	3.93	4.36
7	4.50	4.93
8	5.06	5.34
9	5.62	6.05
10	6.18	6.61
11	6.74	7.17
12	7.31	7.74
13	7.87	8.30
14	8.43	8.86
15	8.99	9.44
16	9.55	9.98
17	10.12	10.55
18	10.68	11.11

* Dimensions in inches. To convert to millimeters, multiply by 25.4.

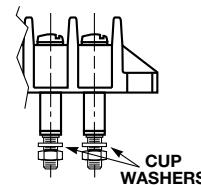


A4000 Series Dimensions - in (mm)

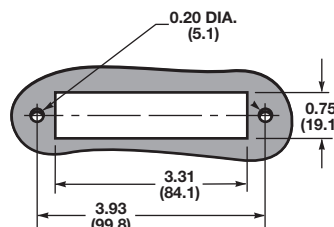


Optional Cup Washers Assembled

Available on A4003, A4803, A4843, A4953 & B4843.



Reference Panel Cutout for 6 Position Block



Terminal Blocks:
Single & Double Row

EuroMag Series

Terminal Blocks:
Panel & Rail Mount

Power Distribution
Blocks

Wire Management
Products

Edge Connectors,
One-Sided Boards

Compliance
References

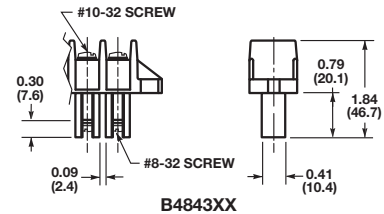
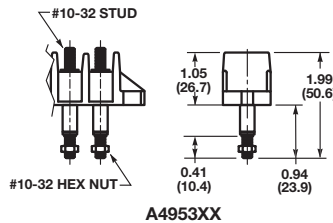
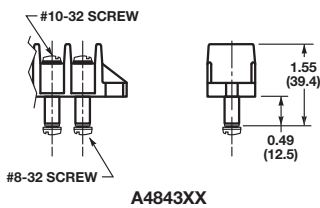
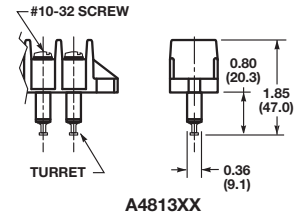
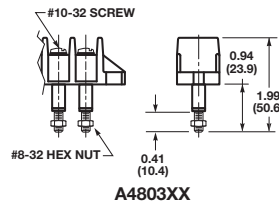
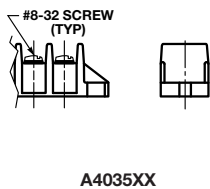
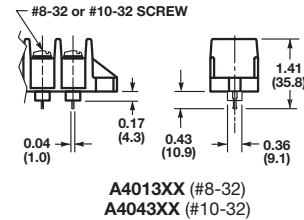
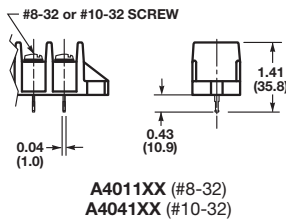
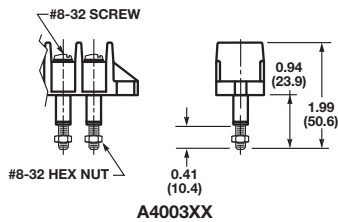
Part Numbering System

Series	Terminal Style	Base/End	Poles	Screw Options	Options
A4					
B4	00 - screw top; stud bottom 01 - screw top; solder bottom 03 - screw top only 04 - #10 screw top; solder term. b. 80 - screw top; stud bottom #10-32 top, #8-32 bottom insulated base 81 - screw top; solder turret bottom #10-32 84 - screw top; screw bottom #10-32 95 - stud top; stud bottom #10-32	*1 - flat base/mount end 3 - insulator base- (not available in 03 terminal style) /mount end 5 - closed base/mount end (available in 03 terminal only)		Blank - std. screw 00 - screws shipped bulk 04 - brass nickel-plated 07 - steel SEMS zinc plated (not available with hardware options; only available on A4011, A4013, A4021 and A4035)	A1 to A9 - 0.250" QC CW - cup washer (pg 25) L1 to L6 marking options (pg 27) S1 & S2 - solder lugs/flat J301** - flat slip-on jumper (2 position only)
A4 - standard B4 - barrier (only available in 84 terminal style)					Covers - (pg 28)
					† Available only on A4003, A4803, A4843, A4953 & B4843.

*Available in 01, 02, 04 & 05 terminal style only.
**Consult factory for configuration.

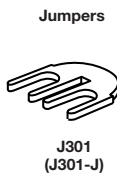
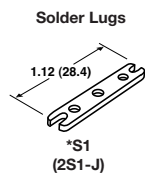
Terminal Styles

Inches (Millimeters)

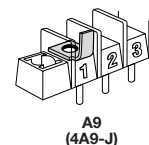
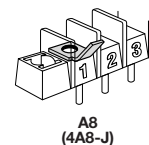
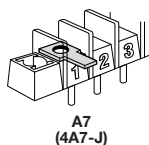
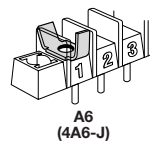
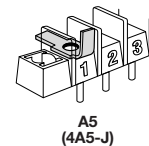
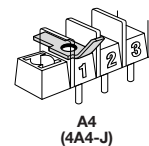
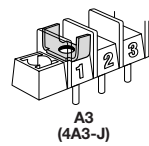
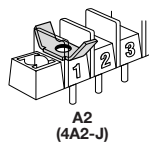
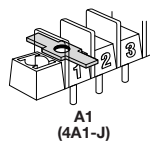


Hardware Options (Bulk ordering part numbers are in parentheses)

Inches (Millimeters)



Quick Connects Blade Width A = 0.250". (For other orientations, contact factory.)



*Not available for A4843

Terminal Blocks:
Single & Double Row

EuroMag Series

Terminal Blocks:
Panel & Rail Mount

Power Distribution
Blocks

Wire Management
Products

Edge Connectors,
One-Sided Boards

Compliance
References